



US00D458756S

(12) **United States Design Patent**
Smith

(10) **Patent No.:** **US D458,756 S**

(45) **Date of Patent:** **** Jun. 18, 2002**

(54) **GOLF ACCESSORY HOLDER**

(76) Inventor: **Tommie Lee Smith**, 3418 Odin Rd.,
Odin, IL (US) 62870

(**) Term: **14 Years**

(21) Appl. No.: **29/144,020**

(22) Filed: **Jun. 25, 2001**

(51) **LOC (7) Cl.** **03-99**

(52) **U.S. Cl.** **D3/328.1**

(58) **Field of Search** D3/318, 320, 319,
D3/328.1, 904; 206/315.2-315.5; 224/901,
918

(56) **References Cited**

U.S. PATENT DOCUMENTS

- D286,667 S * 11/1986 Parduhn D3/328
- D329,744 S * 9/1992 Moore D3/328
- 5,269,410 A * 12/1993 Abregano 206/315.5
- 5,341,928 A * 8/1994 Jones et al. 206/315.5
- 5,522,592 A * 6/1996 Evelsizer, Jr. 204/315.2

- D389,644 S * 1/1998 Marziale et al. D3/328
- 5,898,968 A * 5/1999 Beattie 206/315.2
- D423,348 S * 4/2000 Le Roux D3/328
- D424,302 S * 5/2000 Price, Jr. D3/328

* cited by examiner

Primary Examiner—Prabhakar Deshmukh

(57) **CLAIM**

The ornamental design for a golf accessory holder, as shown and described.

DESCRIPTION

FIG. 1 is a front elevational view of the golf accessory holder showing my new design.

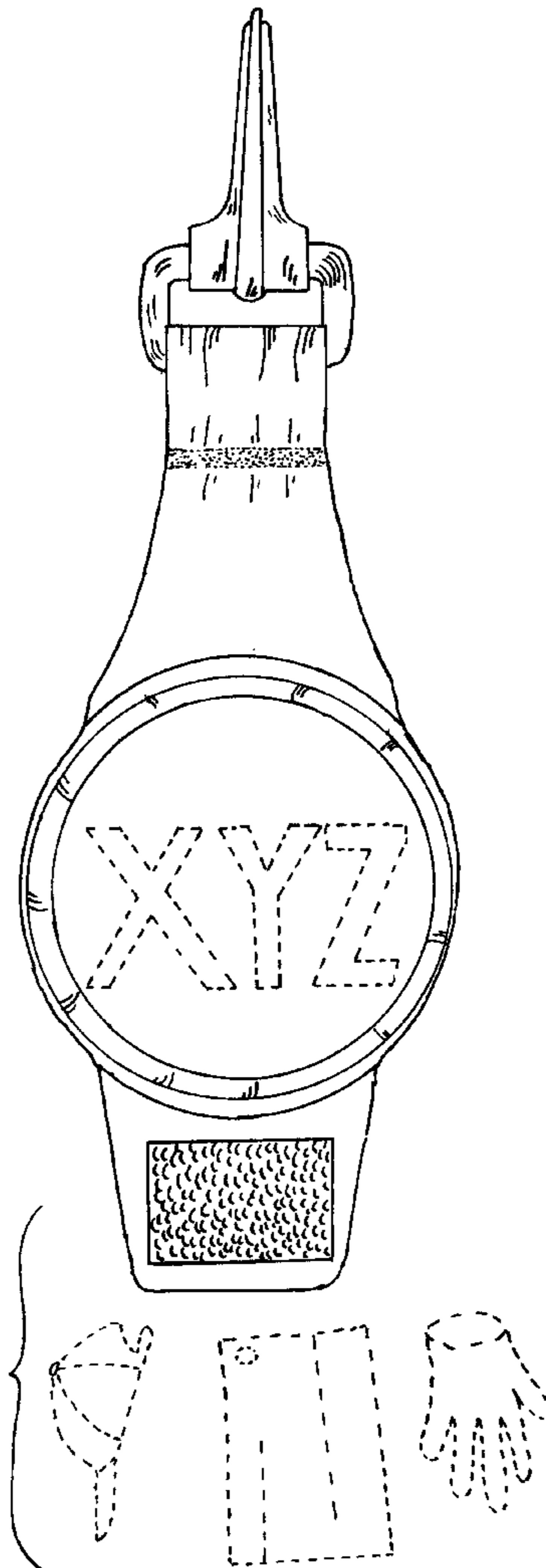
FIG. 2 is a rear elevational view thereof;

FIG. 3 is a front elevational view thereof; and,

FIG. 4 is a side elevational view there, with the opposite side being a mirror image thereof.

The broken line drawings in FIG. 1 and FIG. 3 are for illustrative purposes only and form no part of the claimed design.

1 Claim, 2 Drawing Sheets



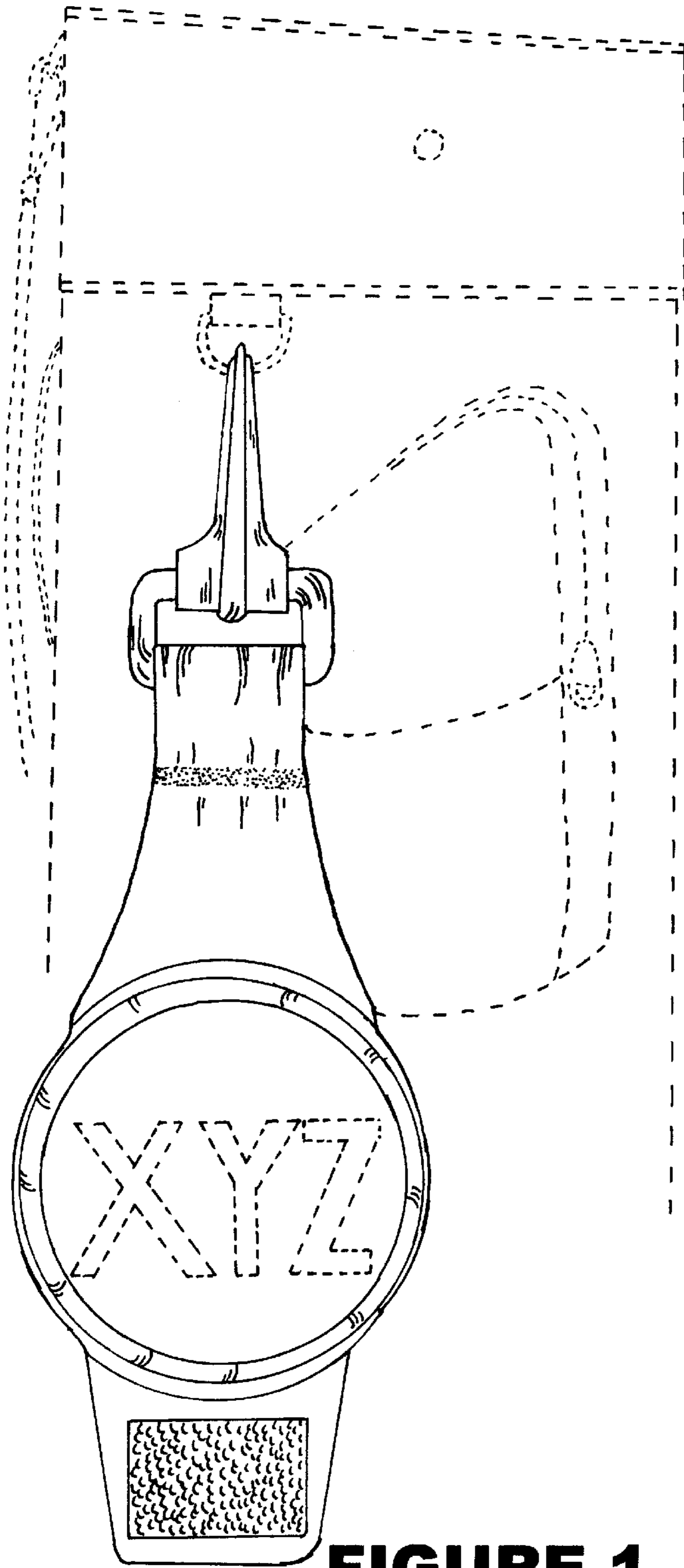


FIGURE 1

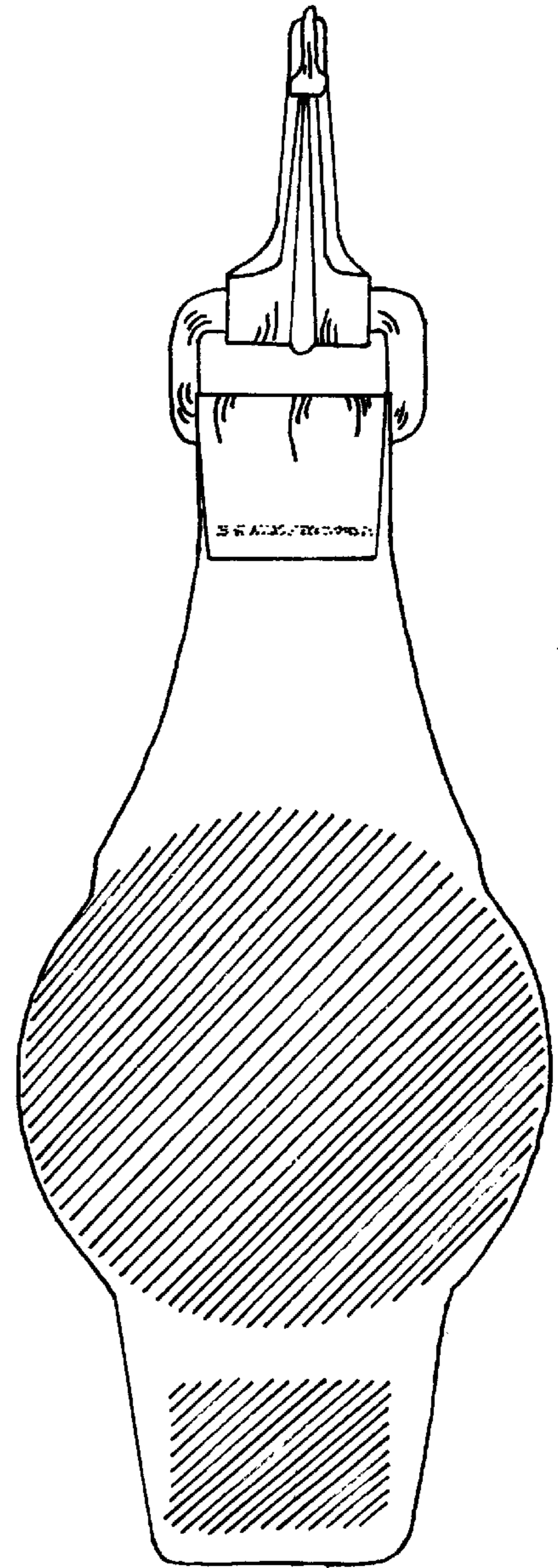


FIGURE 2

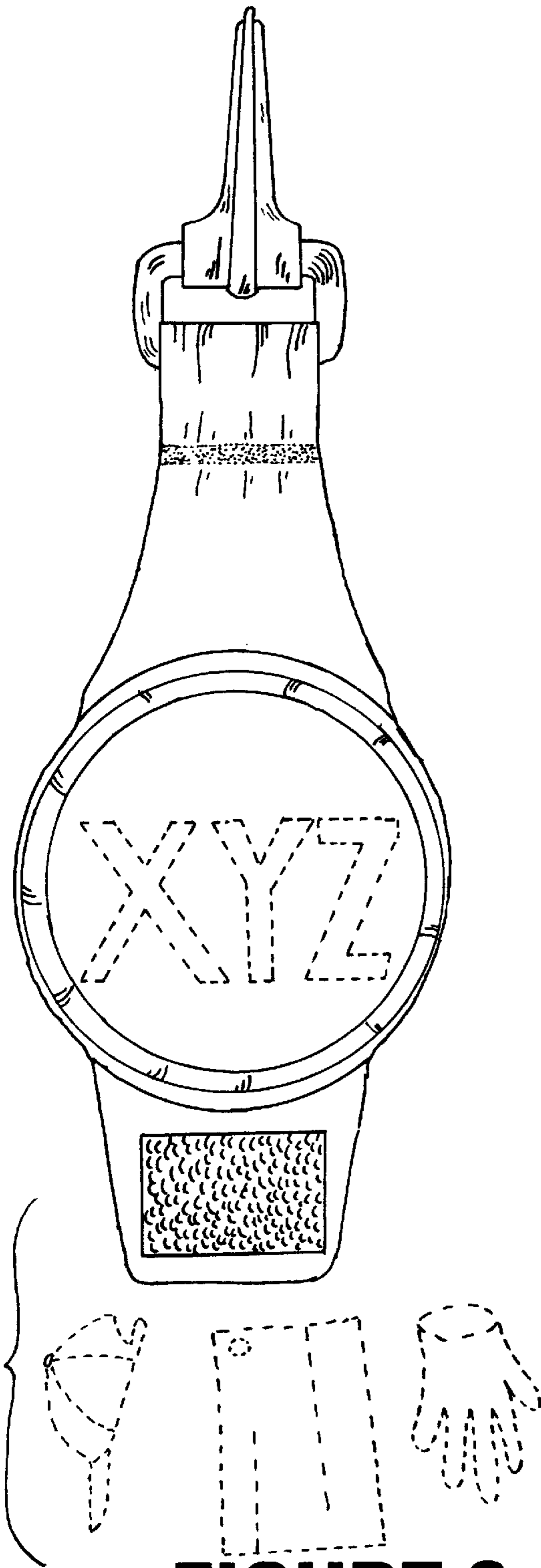


FIGURE 3

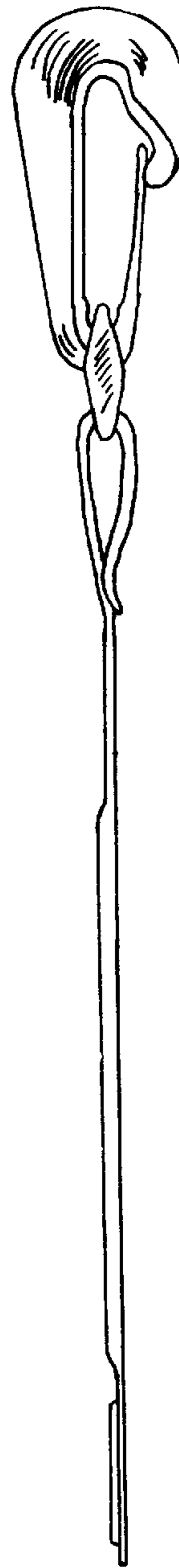


FIGURE 4