



US00D458738S

(12) **United States Design Patent**
Berluti

(10) **Patent No.:** **US D458,738 S**

(45) **Date of Patent:** **** Jun. 18, 2002**

(54) **PAIR OF SHOES**

(75) **Inventor:** **Olga Berluti, Paris (FR)**

(73) **Assignee:** **Berluti, Paris (FR)**

(**) **Term:** **14 Years**

(21) **Appl. No.:** **29/132,182**

(22) **Filed:** **Nov. 6, 2000**

(30) **Foreign Application Priority Data**

May 5, 2000 (FR) 00 2738

(51) **LOC (7) Cl.** **02-04**

(52) **U.S. Cl.** **D2/944**

(58) **Field of Search** D2/896, 897, 902-905,
D2/907-912, 923, 924, 943, 944, 946, 947,
969-975; 36/83, 114, 115, 126-131, 136,
138, 45, 50.1

(56) **References Cited**

U.S. PATENT DOCUMENTS

D75,161 S * 5/1928 Hughes D2/944
1,683,465 A * 9/1928 Hill 36/50.1
D188,590 S * 8/1960 Rose D2/944
3,137,950 A * 6/1964 Lee 36/138

D267,676 S * 1/1983 Allen D2/923
D305,476 S * 1/1990 Yung-Mao D2/969
D337,870 S * 8/1993 Valade D2/944

* cited by examiner

Primary Examiner—Louis S. Zarfes

Assistant Examiner—Gregory Andoll

(74) *Attorney, Agent, or Firm*—Finnegan, Henderson,
Farabow, Garrett & Dunner, L.L.P.

(57) **CLAIM**

The ornamental design for the pair of shoes, as shown and described.

DESCRIPTION

FIG. 1 is a perspective view of the right shoe of a pair of shoes according to my new design;
FIG. 2 is a right-side view of the shoe of FIG. 1;
FIG. 3 is a left-side view of the shoe of FIG. 1;
FIG. 4 is a top view of the shoe of FIG. 1;
FIG. 5 is a bottom view of the shoe of FIG. 1;
FIG. 6 is a front view of the shoe of FIG. 1; and,
FIG. 7 is a rear view of the shoe of FIG. 1.
The figures depict a right shoe, the left shoe of my design being a mirror image thereof.

1 Claim, 4 Drawing Sheets






FIG. 1




FIG. 2




FIG. 3




FIG. 4




FIG. 5




FIG. 6




FIG. 7