



US00D458717S

(12) **United States Design Patent**  
**Mugford**

(10) **Patent No.:** **US D458,717 S**

(45) **Date of Patent:** **\*\* Jun. 11, 2002**

- (54) **HALTER FOR ANIMALS, ESPECIALLY DOGS**
- (75) Inventor: **Vivienne Mugford**, Chertsey (GB)
- (73) Assignee: **The Company of Animals Limited**, Chertsey (GB)
- (\*\*) Term: **14 Years**
- (21) Appl. No.: **29/142,245**
- (22) Filed: **May 22, 2001**
- (30) **Foreign Application Priority Data**
  - Nov. 23, 2000 (GB) ..... 2097656
  - Jan. 18, 2001 (GB) ..... 2098882
- (51) **LOC (7) Cl.** ..... **30-04**
- (52) **U.S. Cl.** ..... **D30/152**
- (58) **Field of Search** ..... D30/151, 152; 119/831, 856, 907, 712, 788, 792; 54/24

4,621,591 A	11/1986	Anderson et al. ....	119/130
5,370,083 A	* 12/1994	Sporn .....	119/905
D378,150 S	* 2/1997	Dubarry .....	D30/152
5,992,352 A	* 11/1999	Borchelt et al. ....	119/831
D434,535 S	* 11/2000	Koch .....	D30/152

**FOREIGN PATENT DOCUMENTS**

AU	74813	5/1978
AU	83864	4/1981
AU	84730	7/1981
GB	1312271	4/1973
GB	1019303	4/1984
GB	1025599	3/1985

**OTHER PUBLICATIONS**

Brochure entitled "HALTI A Revolution In Training and Control", copyright 1985.

Two pages from Brauer Bros. Mfg. Co. (undated), see Nos. 2 and 14 for Single Leather Harness and No. 73 for Fancy Double Leather Harness.

\* cited by examiner

*Primary Examiner*—Pamela Burgess

(74) *Attorney, Agent, or Firm*—Synnestvedt & Lechner LLP

(56) **References Cited**  
**U.S. PATENT DOCUMENTS**

206,586 A	7/1878	Leland	
321,957 A	7/1885	Enoch	
409,867 A	8/1889	Philpott	
422,626 A	3/1890	Pruyne	
462,743 A	11/1891	Sisson	
660,494 A	10/1900	Evans	
1,276,462 A	8/1918	Welch et al.	
2,187,021 A	1/1940	Everson .....	119/96
2,510,337 A	6/1950	Franklin .....	119/130
2,932,930 A	4/1960	Ray .....	54/24
3,312,039 A	4/1967	Reed .....	54/24
3,948,222 A	4/1976	Longshore et al. ....	119/96
D245,350 S	8/1977	Geary .....	D30/38
D263,636 S	3/1982	Bassani .....	D30/38
4,483,275 A	11/1984	De Groot .....	119/130
4,566,255 A	1/1986	DeGroot .....	54/24

(57) **CLAIM**

The ornamental design for a halter for animals, especially dogs, as shown and described.


**DESCRIPTION**

FIG. 1 is a perspective view of my design for a halter shown in use on a dog;

FIG. 2 is a perspective view of my design for a halter; and, FIG. 3 is a side view of my design for a halter.

The broken lines in FIG. 1 are in no way intended to form part of the claimed design and are for illustrative purposes only.

**1 Claim, 3 Drawing Sheets**



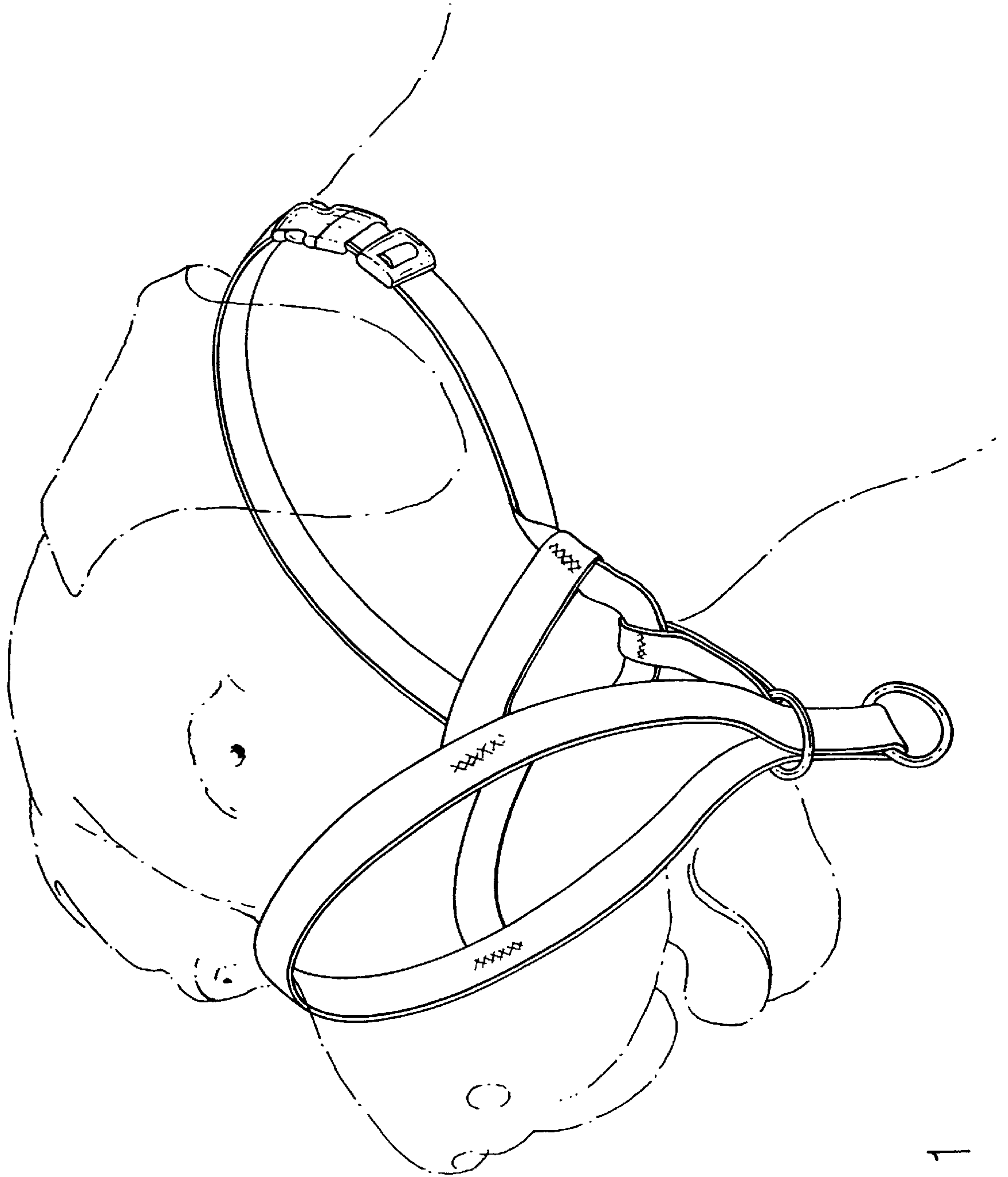


FIG 1

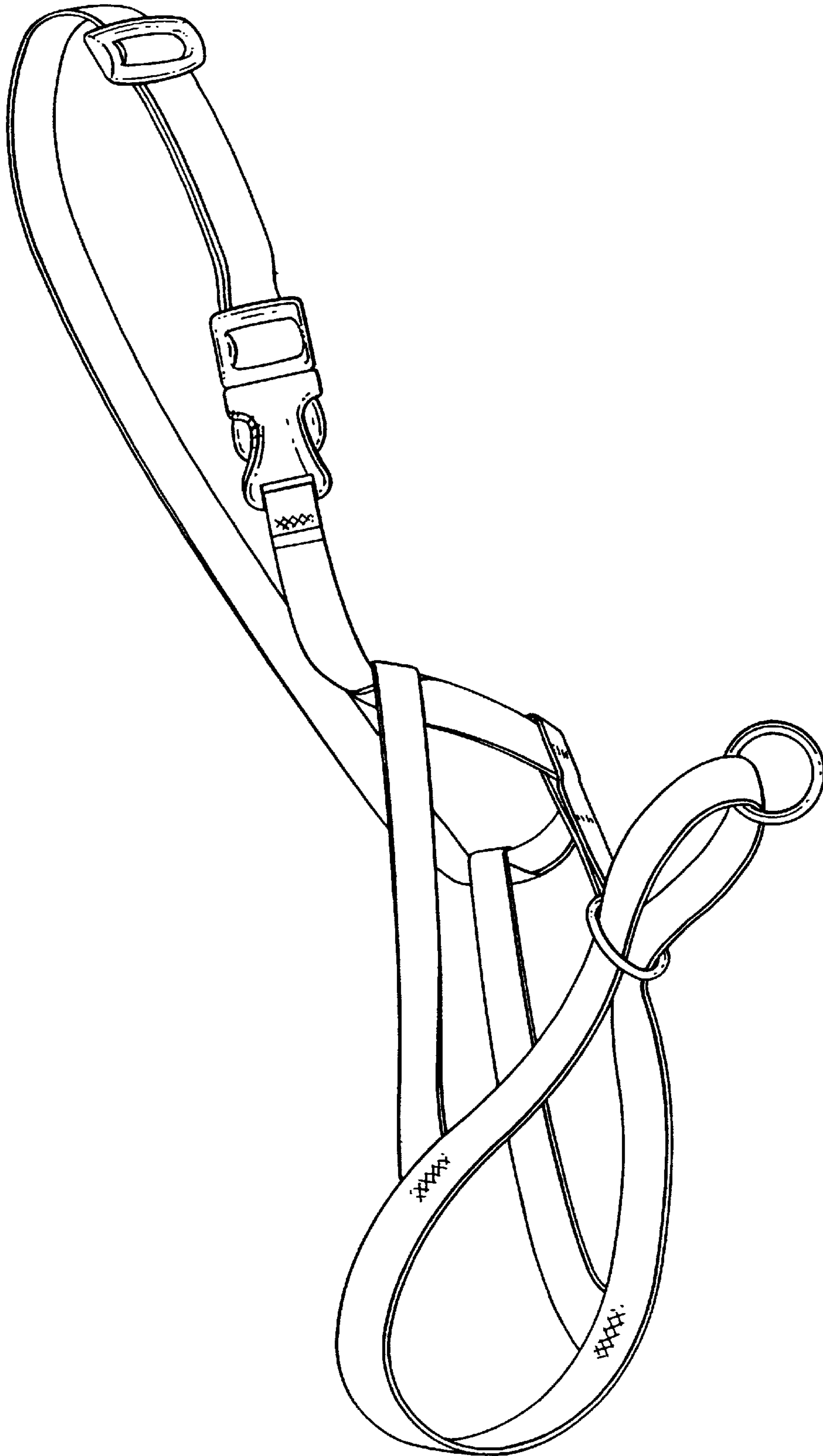


FIG 2

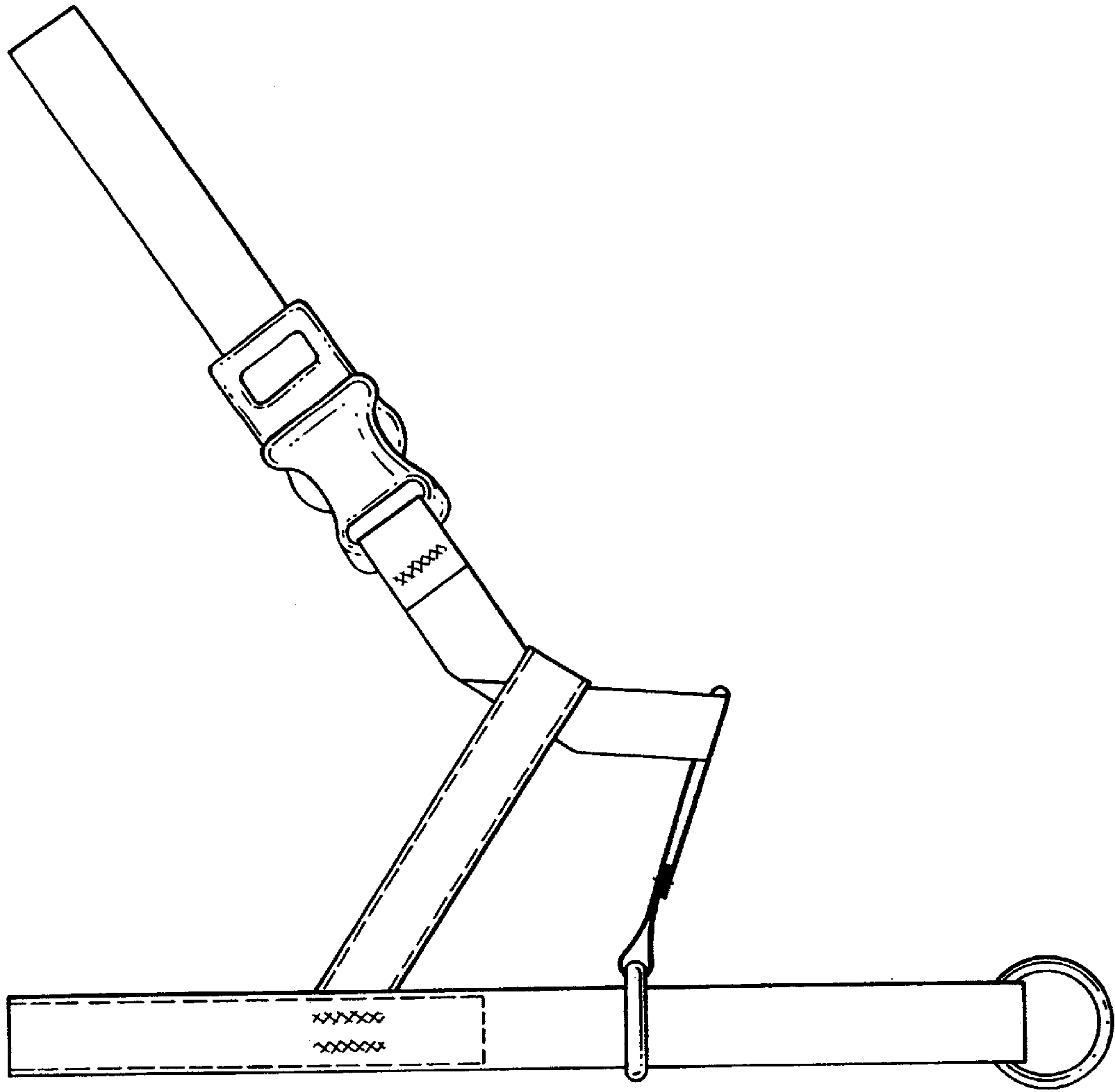


FIG 3