



US00D458711S

(12) **United States Design Patent**
Kirkland

(10) **Patent No.:** **US D458,711 S**

(45) **Date of Patent:** **** Jun. 11, 2002**

(54) **FULL COVERAGE RESCUE SUIT**

(75) **Inventor:** **Robert Edward Kirkland**, Orlando, FL (US)

(73) **Assignee:** **Best Rescue Systems, Inc. of Orlando**, FL, Orlando, FL (US)

(**) **Term:** **14 Years**

(21) **Appl. No.:** **29/121,081**

(22) **Filed:** **Apr. 3, 2000**

(51) **LOC (7) Cl.** **30-04**

(52) **U.S. Cl.** **D29/100**

(58) **Field of Search** D29/100, 101.1-101.5, D29/122, 124; D2/861, 732, 743, 828-829; 2/455-457, 459, 463, 46, 51, 92, 103; 441/103

(56) **References Cited**

U.S. PATENT DOCUMENTS

1,113,074	A	*	10/1914	Voegeli	441/103
1,253,370	A	*	1/1918	Gieracki	441/103
2,306,196	A	*	12/1942	Temple	441/103
2,728,916	A	*	1/1956	Clark et al.	2/82
2,911,649	A	*	11/1959	Ruelle et al.	2/84 X
3,132,344	A	*	5/1964	Langdon	2/1
4,253,198	A		3/1981	Estabrook		
D273,243	S		3/1984	Lujan, Jr.		
4,740,183	A	*	4/1988	McKenzie	441/103 X
5,386,604	A		2/1995	Picketts		
D359,837	S	*	7/1995	Brannon	D2/743

D383,592	S	*	9/1997	Santilli	D29/100 X
D392,089	S	*	3/1998	Draper	D2/861
5,787,529	A		8/1998	Landes		

* cited by examiner

Primary Examiner—Louis S. Zarfaz
Assistant Examiner—Robert A. Delehanty
(74) *Attorney, Agent, or Firm*—Elsie C. Turner

(57) **CLAIM**

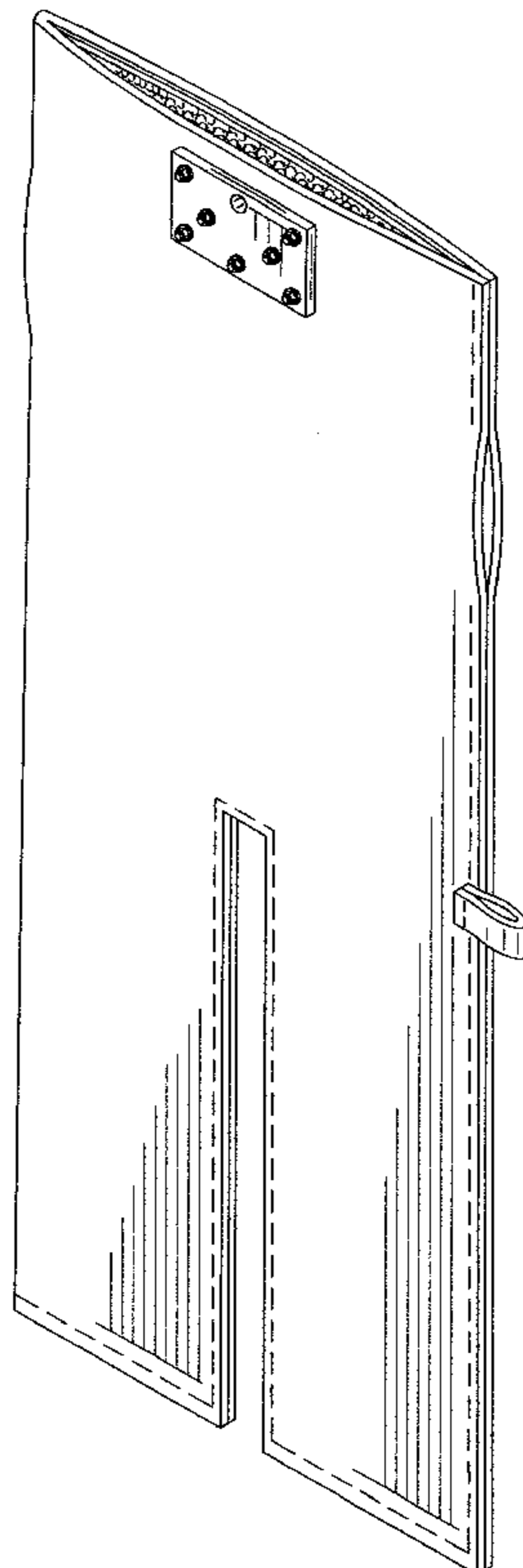
The ornamental design for a full coverage rescue suit, as shown and described.

DESCRIPTION

FIG. 1 is a rear perspective view of a full coverage rescue suit showing my new design in a condition of use with human figure and rescue equipment;
FIG. 2 is a rear perspective view thereof shown while not in condition of use;
FIG. 3 is a rear elevation view thereof;
FIG. 4 is a front elevation view thereof;
FIG. 5 is a left side elevation view;
FIG. 6 is a right side elevation view thereof;
FIG. 7 is a top plan view; and,
FIG. 8 is a bottom plan view.

The broken line showing of environmental structure in FIG. 1 is for illustrative purposes only and forms no part of the claimed design. The broken line shown on the surface of the suit is understood to represent stitching.

1 Claim, 3 Drawing Sheets



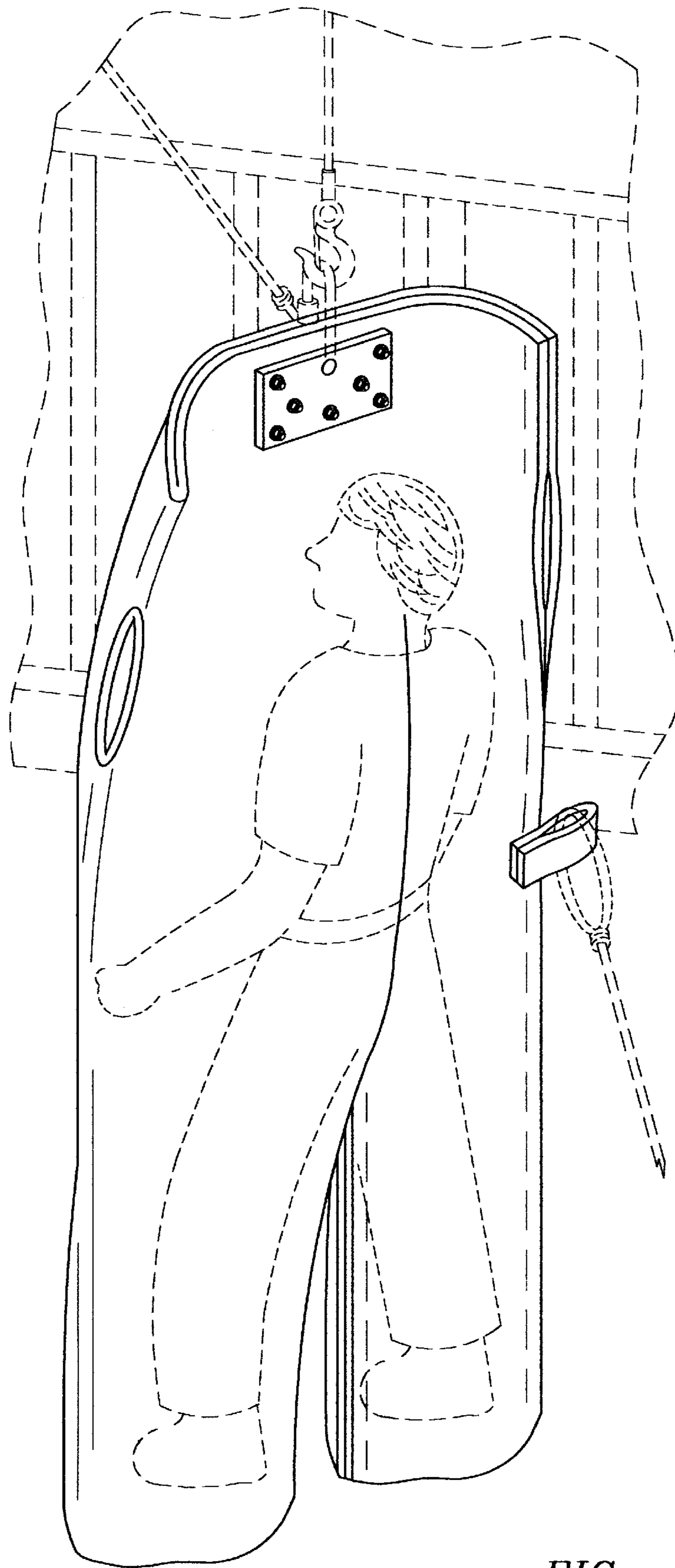


FIG. 1

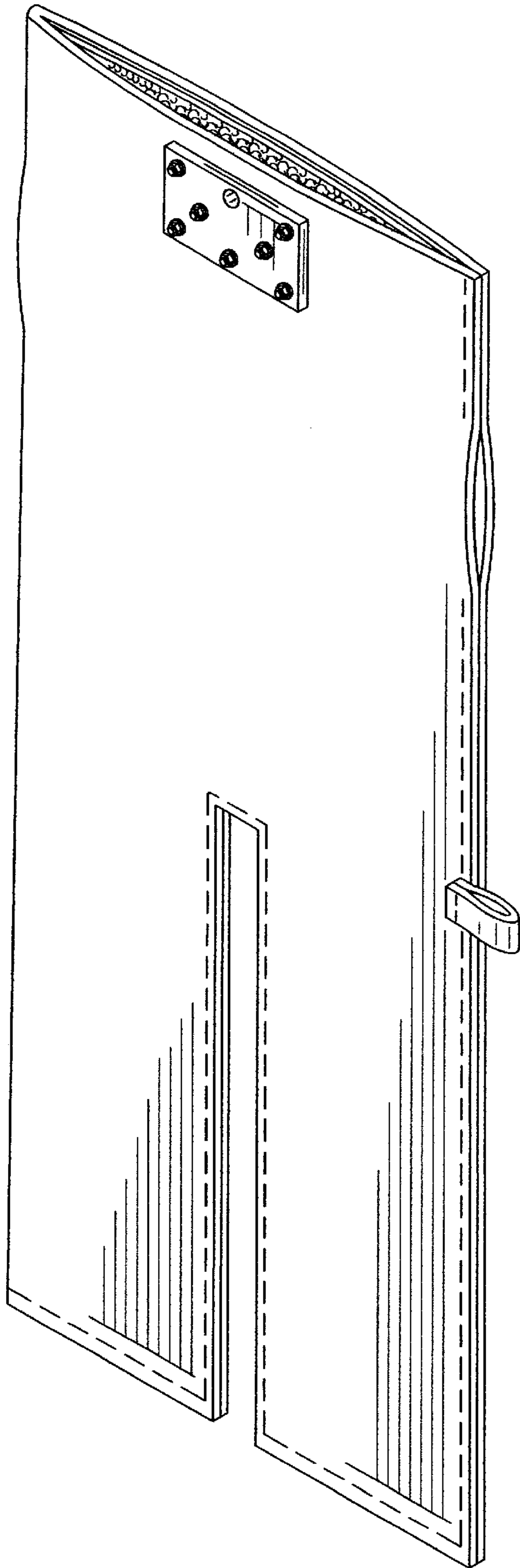


FIG. 2

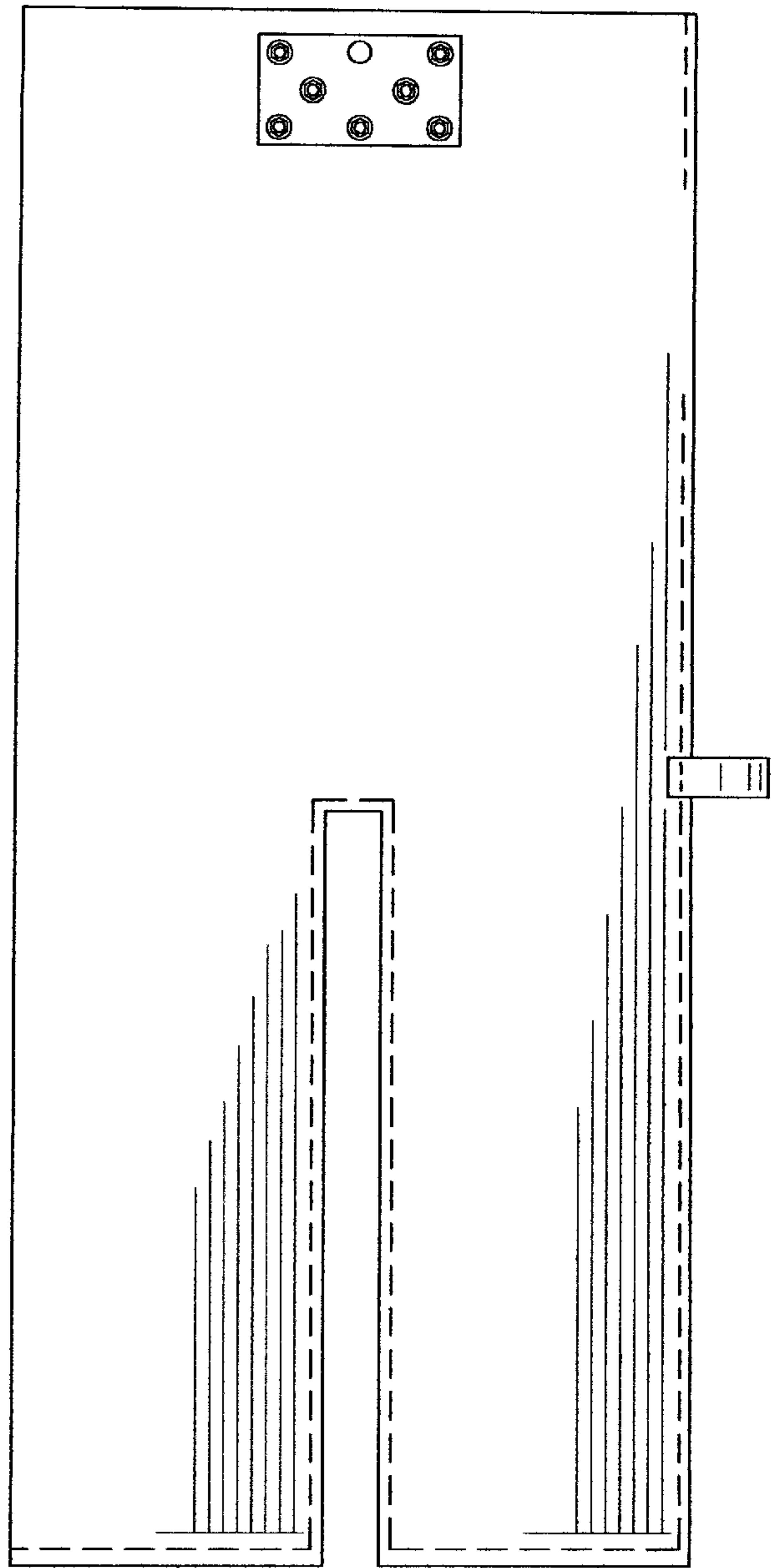


FIG. 3




FIG. 4

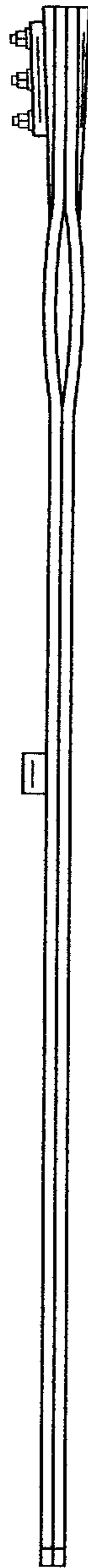


FIG. 5

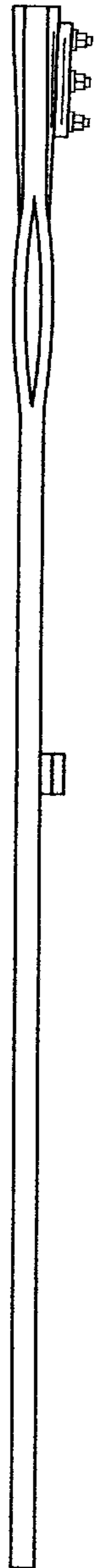


FIG. 6




FIG. 7

FIG. 8

