



US00D458701S

(12) **United States Design Patent**
Horowitz

(10) **Patent No.:** **US D458,701 S**
(45) **Date of Patent:** **** Jun. 11, 2002**

(54) **TAIL LAMP ASSEMBLY**

(76) Inventor: **Brian A. Horowitz**, 1646 Dunkirk La.,
Riverside, CA (US) 91720

(**) Term: **14 Years**

(21) Appl. No.: **29/147,009**

(22) Filed: **Aug. 21, 2001**

(51) **LOC (7) Cl.** **26-04**

(52) **U.S. Cl.** **D26/28**

(58) **Field of Search** D26/28-36; 362/61,
362/80, 80.1, 83, 82.3, 326, 334, 335, 336,
337, 339

(56) **References Cited**

U.S. PATENT DOCUMENTS

D382,657 S	8/1997	Kaloustian	
D388,200 S	12/1997	Tomforde et al.	
D388,897 S	1/1998	Tomforde et al.	
D389,256 S	1/1998	Sacco et al.	
D396,310 S	7/1998	Sacco et al.	
D399,983 S	10/1998	Cadotte et al.	
D406,910 S	3/1999	Bangle	
D409,772 S	5/1999	Bangle	
D412,214 S	7/1999	Hejtmanek	
D412,587 S	8/1999	Bangle	
D413,400 S	8/1999	Bangle	
D416,638 S	11/1999	Horbury et al.	
D427,363 S	6/2000	Sacco et al.	
D429,353 S	8/2000	Pfeiffer	
D439,995 S	4/2001	Nakazawa et al.	
D440,331 S	4/2001	Nakazawa et al.	
D442,713 S *	5/2001	Janioka et al.	D26/28
6,243,008 B1	6/2001	Korabiak	
D448,098 S	9/2001	Horowitz	
D448,869 S	10/2001	Horowitz	
D449,123 S	10/2001	Horowitz	
D449,898 S	10/2001	Horowitz	
6,296,382 B1	10/2001	Hamelbeck	
D450,142 S	11/2001	Horowitz	

OTHER PUBLICATIONS

Photograph of rear 3/4 view of 1998 Toyota Tacoma truck.
Advertisement—Stillen Sports Cars from Sport Compact
Car, vol. 13, No. 03, Mar. 2001. pp. 58-59.

Three photographs of rear view of Chevy S-10 truck, prior
to Jul. 25, 2001.

Three photographs of rear view of Acura Integra automobile,
prior to Jul. 25, 2001.

Three photographs of rear view of Dodge Neon automobile,
prior to Jul. 25, 2001.

Three photographs of rear view of Honda Accord automo-
bile, prior to Jul. 25, 2001.

(List continued on next page.)

Primary Examiner—Marcus A. Jackson
(74) *Attorney, Agent, or Firm*—Knobbe, Martens, Olson &
Bear, LLP

(57) **CLAIM**

The ornamental design for a tail lamp assembly, as shown
and described.

DESCRIPTION

FIG. 1 is a left side perspective view of the replacement tail
lens assembly of the present design;

FIG. 2 is a left side perspective view of the replacement tail
lens assembly of the present design showing the cover of the
tail lens assembly removed;

FIG. 3 is a front view of the replacement tail lens assembly
of the present design;

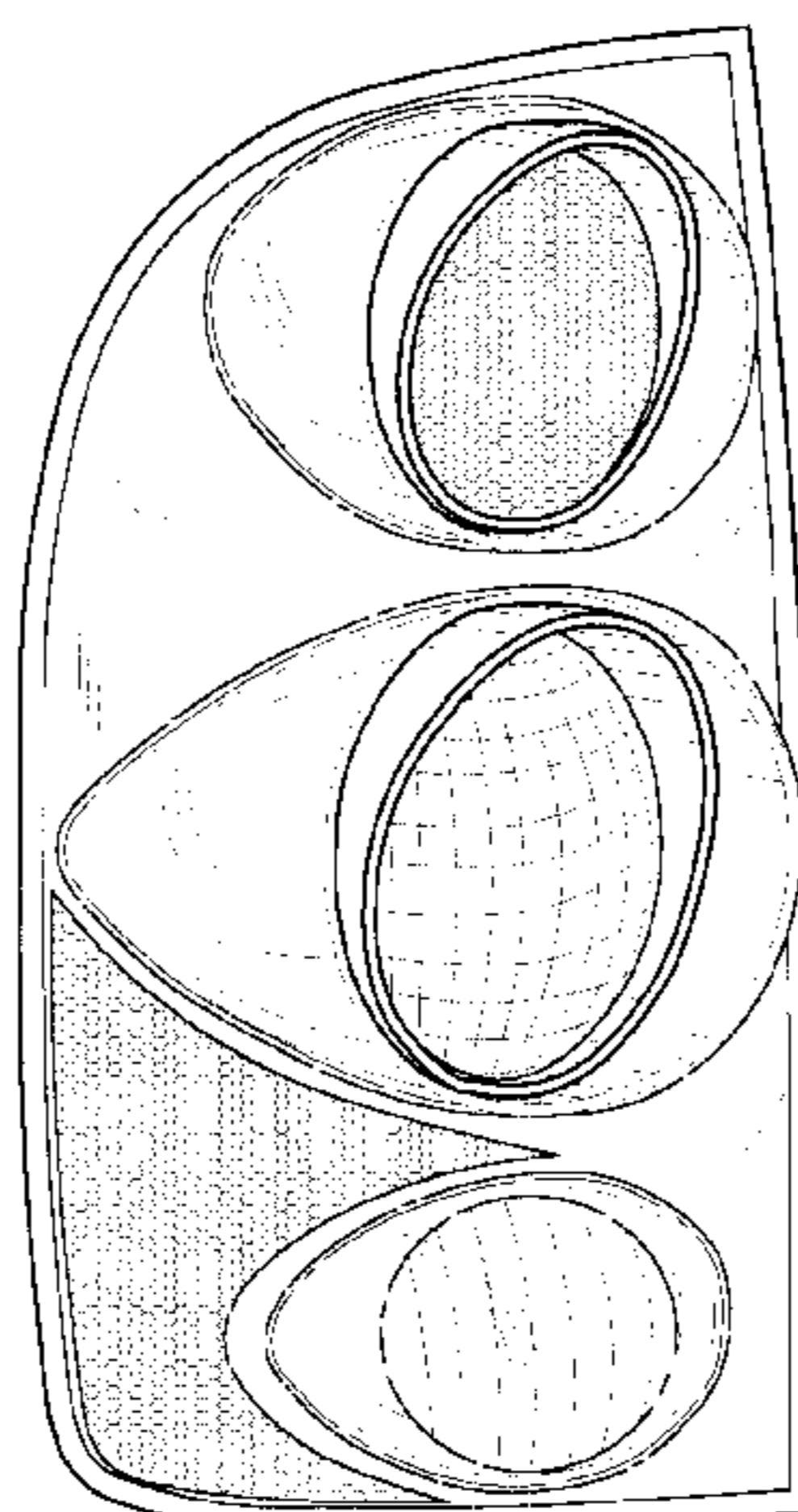
FIG. 4 is a left side view of the replacement tail lens
assembly of the present design;

FIG. 5 is a top sectional view of the replacement tail lens
assembly of the present design; and,

FIG. 6 is a left perspective view of the replacement tail lens
assembly of the present design showing the lens assembly
installed on a vehicle.

The broken lines showing of the lens assembly in FIG. 5 and
of the automobile in FIG. 6 are for illustrative purposes only
and form no part of the claimed design.

1 Claim, 4 Drawing Sheets



OTHER PUBLICATIONS

Three photographs of rear view of Honda Civic automobile, prior to Jul. 25, 2001.

Three photographs of rear view of Chevrolet C/K truck, prior to Jul. 25, 2001.

American Products Company 2000 Catalog, p. 9, published Oct. 21, 1999.

American Products Company 2001 Catalog, pp. 10–13, published Oct. 10, 2000.

Promotional material from Sigma Polyurethane International, prior to Jul. 25, 2001.

Toucan Industries, Inc. 2001 Catalog, p. 25, prior to Oct. 30, 2000.

Three photographs of rear view of Ford truck, prior to Jul. 25, 2001.

* cited by examiner

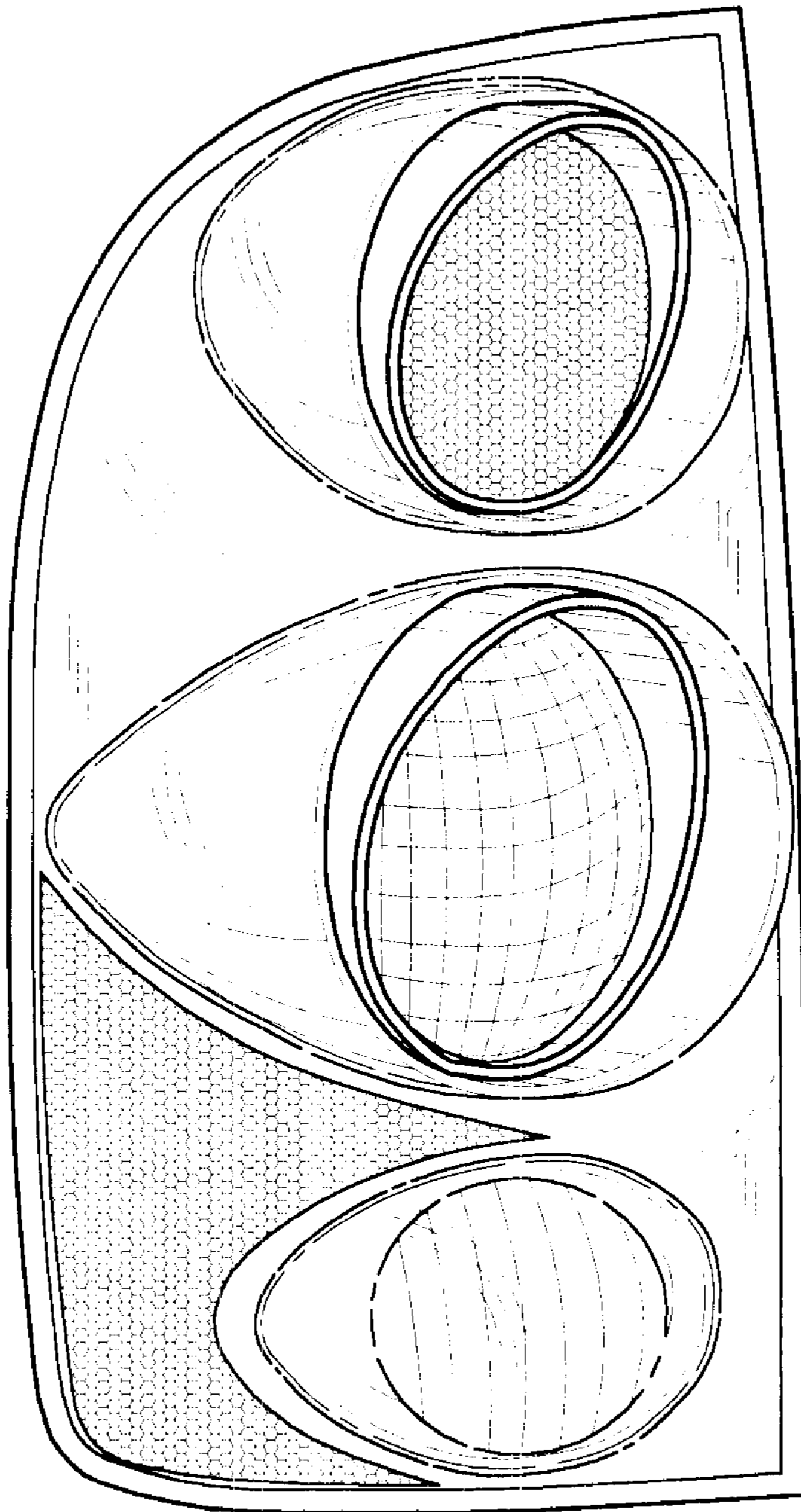


FIG. 1

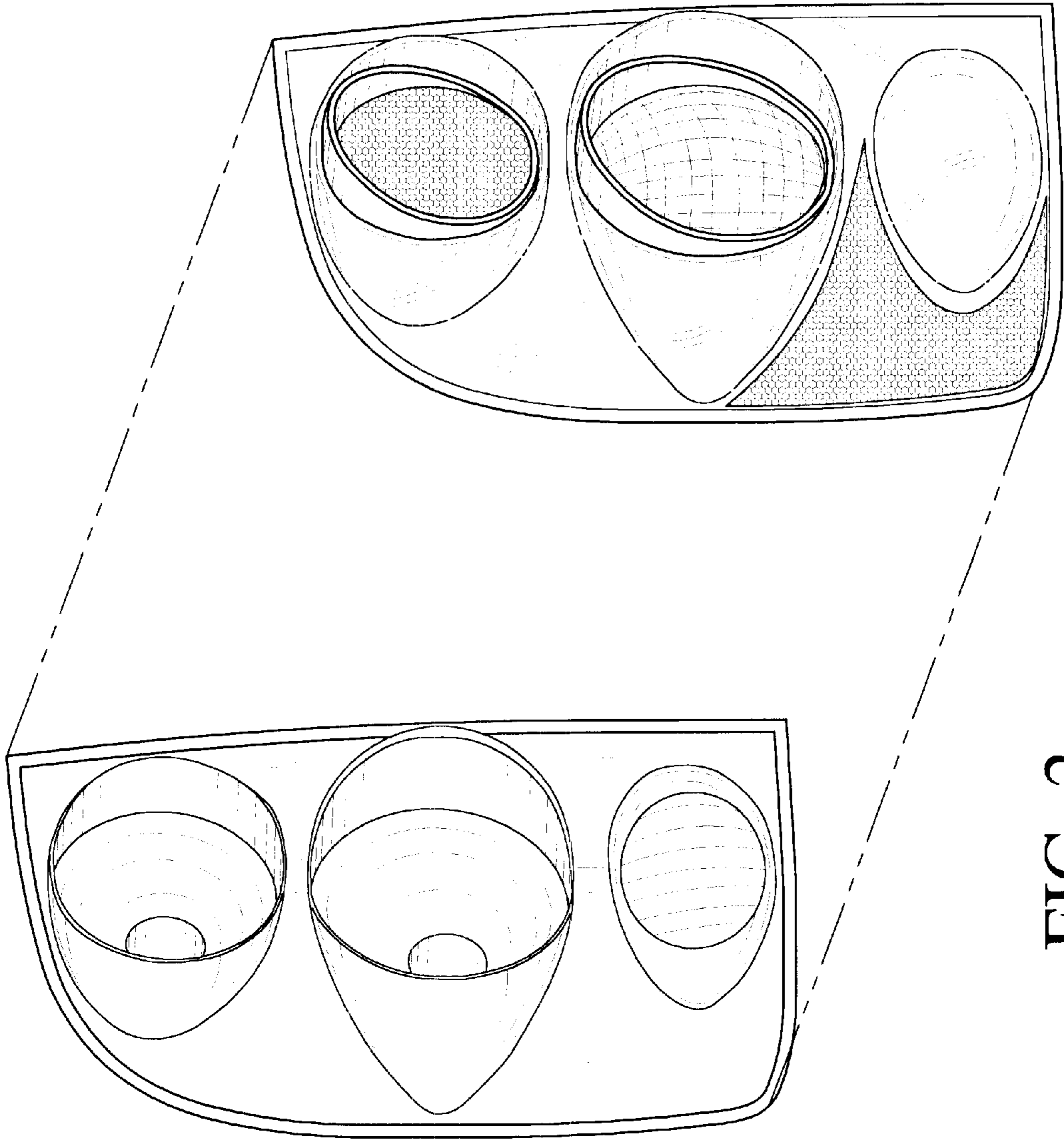


FIG. 2

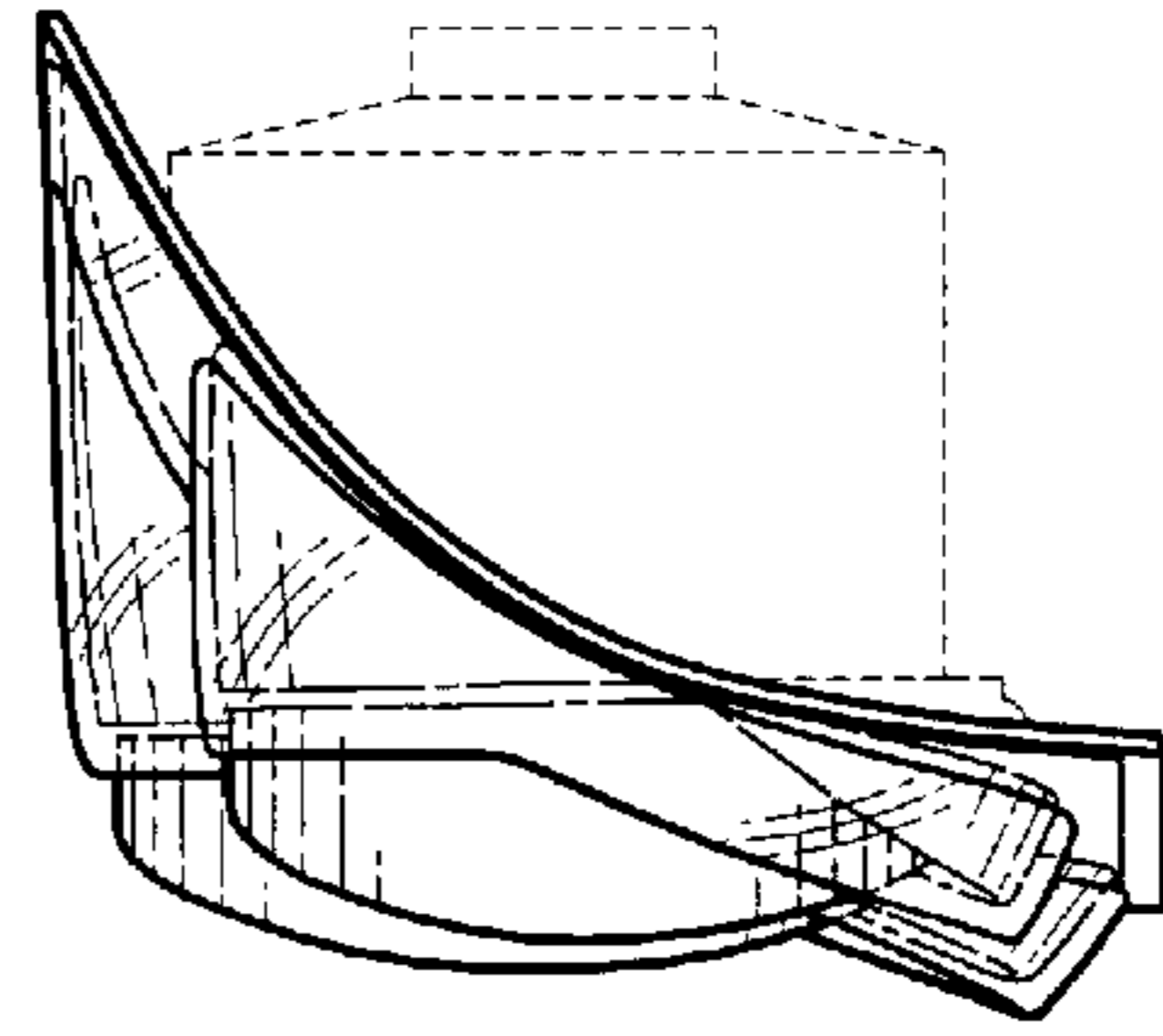


FIG. 5

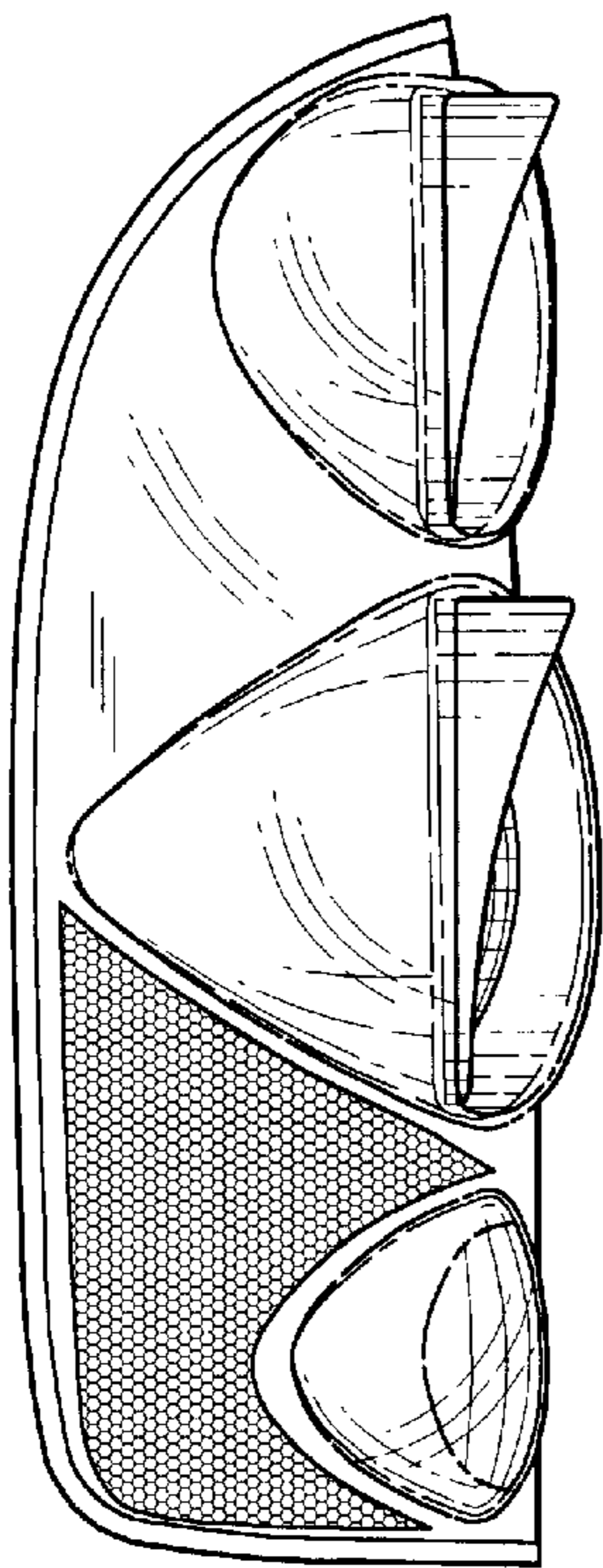


FIG. 4

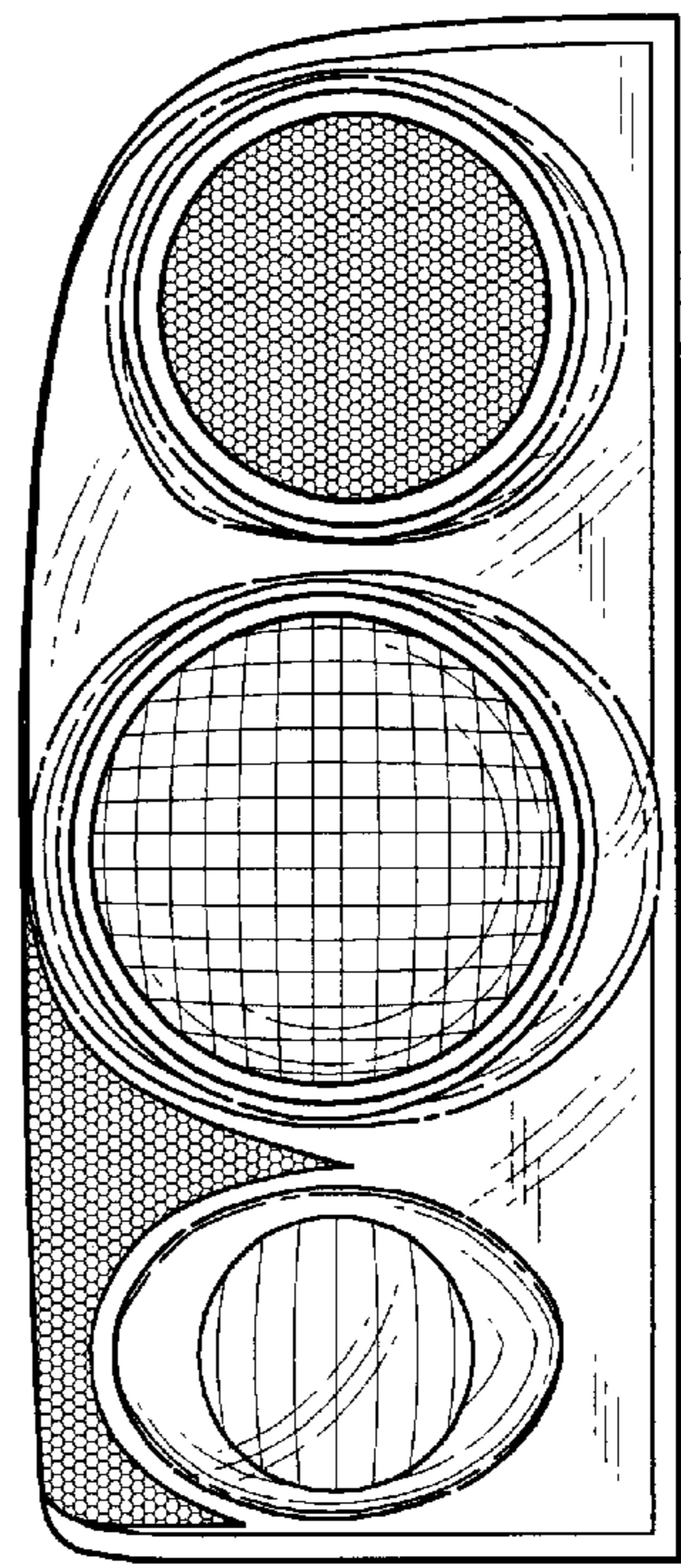


FIG. 3




FIG. 6