



US00D458698S

(12) **United States Design Patent**
Kumar

(10) **Patent No.:** **US D458,698 S**

(45) **Date of Patent:** **** Jun. 11, 2002**

(54) **HEART CANDLE HOLDER**

D450,862 S * 11/2001 Alcedo D26/11

(75) Inventor: **Sanjeev Kumar**, Munster, IN (US)

* cited by examiner

(73) Assignee: **Hosley International Trading Corporation**, Lynwood, IL (US)

Primary Examiner—Robin V. Taylor

(74) *Attorney, Agent, or Firm*—Olson & Hierl, Ltd.

(**) Term: **14 Years**

(57) **CLAIM**

The ornamental design for a heart candle holder, as shown and described.

(21) Appl. No.: **29/141,976**

(22) Filed: **May 16, 2001**

DESCRIPTION

(51) **LOC (7) Cl.** **26-01**

(52) **U.S. Cl.** **D26/11; D26/23**

(58) **Field of Search** D26/9, 10, 11,
D26/23; 431/291, 125; 362/161-163

FIG. 1 is a perspective view of a heart candle holder of the present invention;

FIG. 2 is a side elevational view of the heart candle holder; FIG. 3 is an opposite side elevational view of the heart candle holder;

FIG. 4 is a top plan view of the heart candle holder;

FIG. 5 is a bottom plan view of the heart candle holder;

FIG. 6 is a front elevational view of the heart candle holder; and,

FIG. 7 is a rear elevational view of the heart candle holder.

(56) **References Cited**

U.S. PATENT DOCUMENTS

- D101,204 S * 9/1936 Baker D26/11
- D118,492 S * 1/1940 Baumer D26/11
- D268,789 S * 4/1983 Harper D26/11
- D421,139 S * 2/2000 Garcia-maldonado D26/11

1 Claim, 2 Drawing Sheets

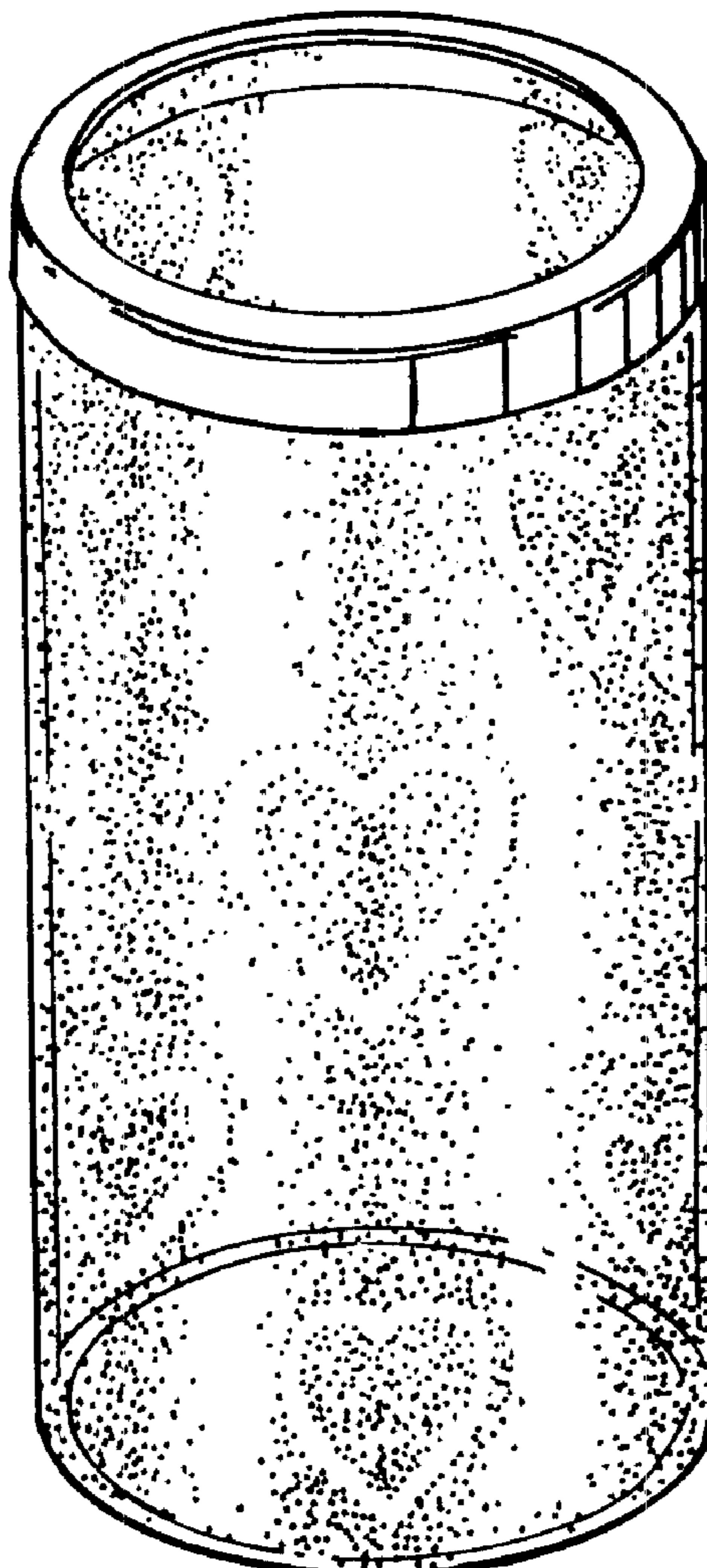




FIG. 1

FIG. 2



FIG. 3



FIG. 4

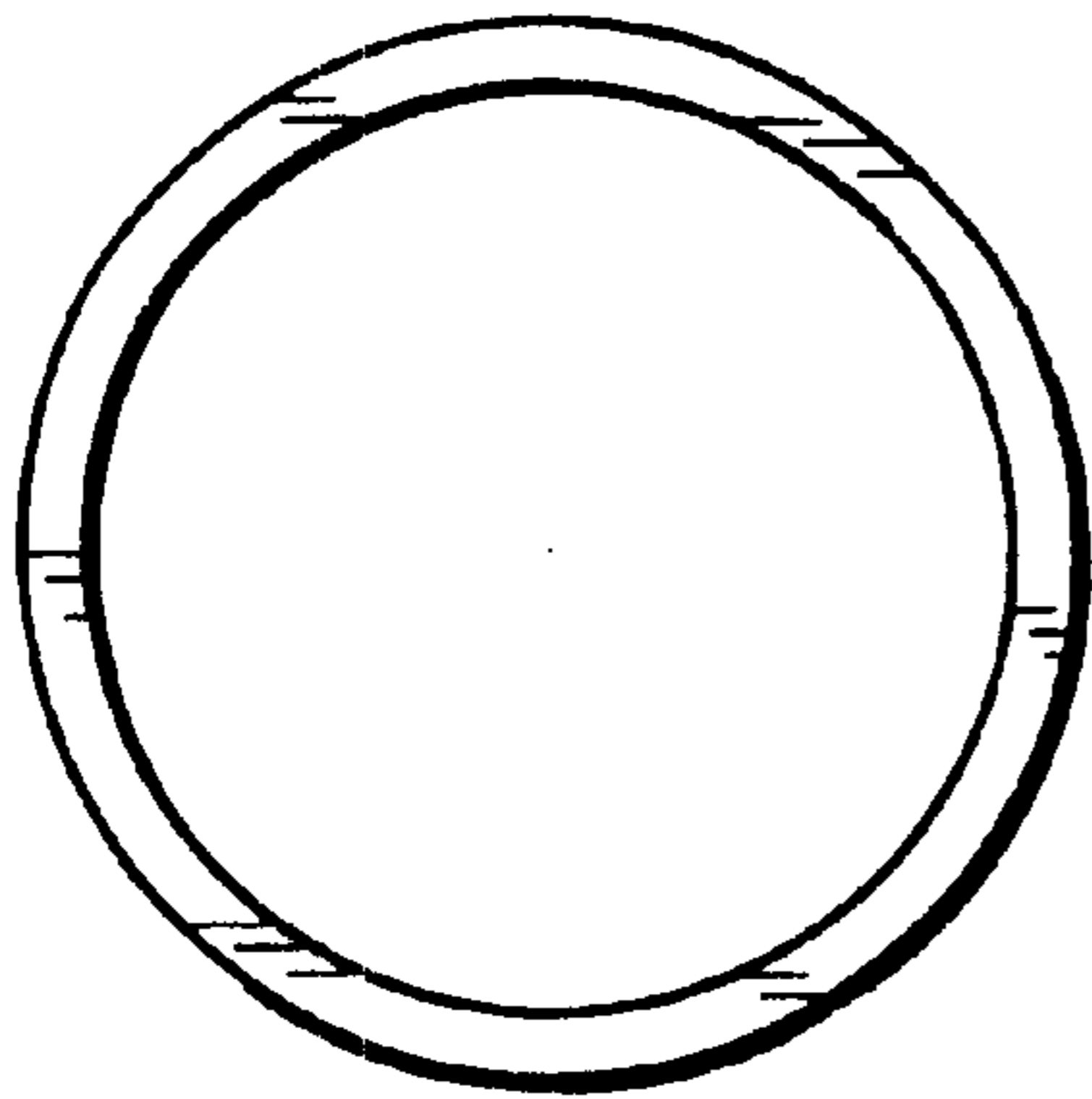


FIG. 5

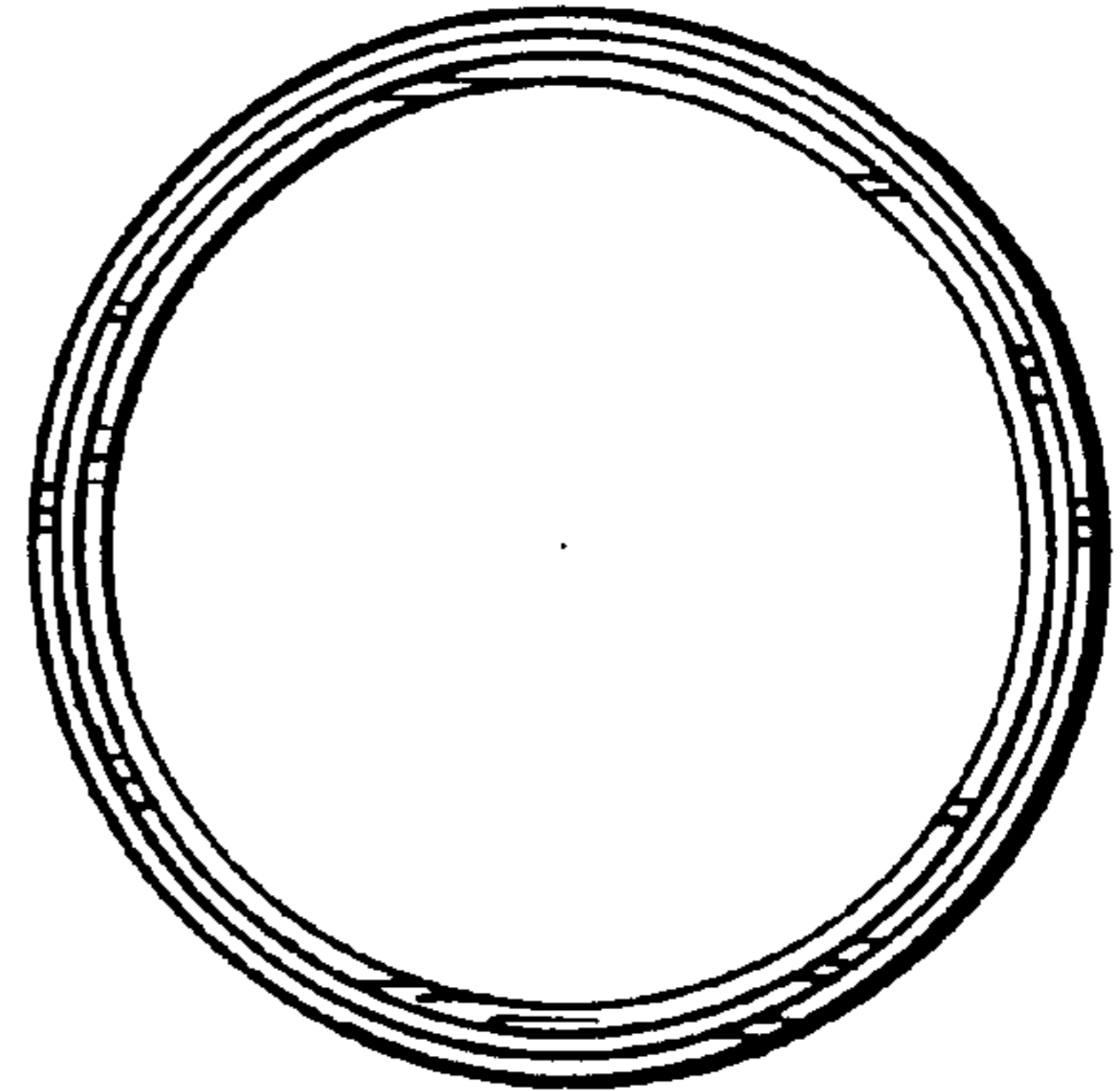


FIG. 6



FIG. 7

