



US00D458697S

(12) **United States Design Patent** (10) **Patent No.:** **US D458,697 S**
Kaufman et al. (45) **Date of Patent:** **** Jun. 11, 2002**

(54) **SNOWMAN CANDLE**

Primary Examiner—Robin V. Taylor
(74) *Attorney, Agent, or Firm*—Barnes & Thornburg

(76) Inventors: **Bernie L. Kaufman; Paula G. Kaufman**, both of 8420 Sweet Blossom Ct., Fort Wayne, IN (US) 46835-9623

(57) **CLAIM**

(**) Term: **14 Years**

The ornamental design for a snowman candle, as shown and described.

(21) Appl. No.: **29/142,901**

DESCRIPTION

(22) Filed: **Jun. 5, 2001**

(51) **LOC (7) Cl.** **26-04**

FIG. 1 is a front elevational view of a snowman candle showing our new design;

(52) **U.S. Cl.** **D26/7**

FIG. 2 is a rear elevational view thereof;

(58) **Field of Search** D26/6, 7, 16; 431/288, 431/291, 125-6; D11/125, 128

FIG. 3 is a right-side elevational view thereof;

(56) **References Cited**

FIG. 4 is a left-side elevational view thereof;

U.S. PATENT DOCUMENTS

FIG. 5 is a top view thereof; and,

D150,390 S * 7/1948 Williams D26/7

FIG. 6 is a bottom view thereof.

D280,553 S * 9/1985 Fieschi et al. D26/7

The broken line showing the outline of the snowman arms is for illustrative purposes only and forms no part of the claimed design.

OTHER PUBLICATIONS

Emkay catalog 1940; # 267 Hi-Hat Snowmen.*
Bradford book 1995; snowman ornaments.*

* cited by examiner

1 Claim, 3 Drawing Sheets






FIG. 1



FIG. 2




FIG 3

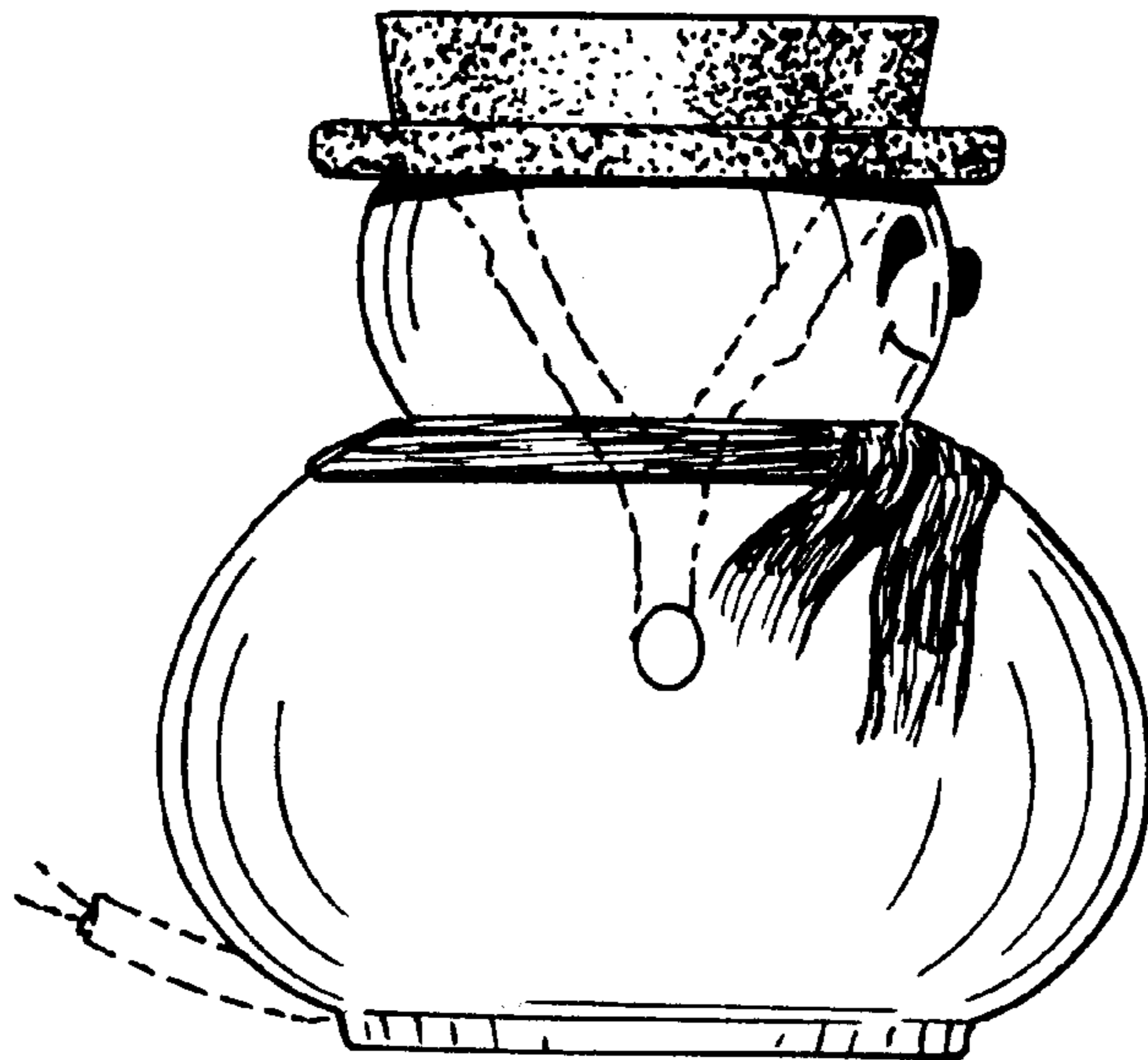


FIG 4

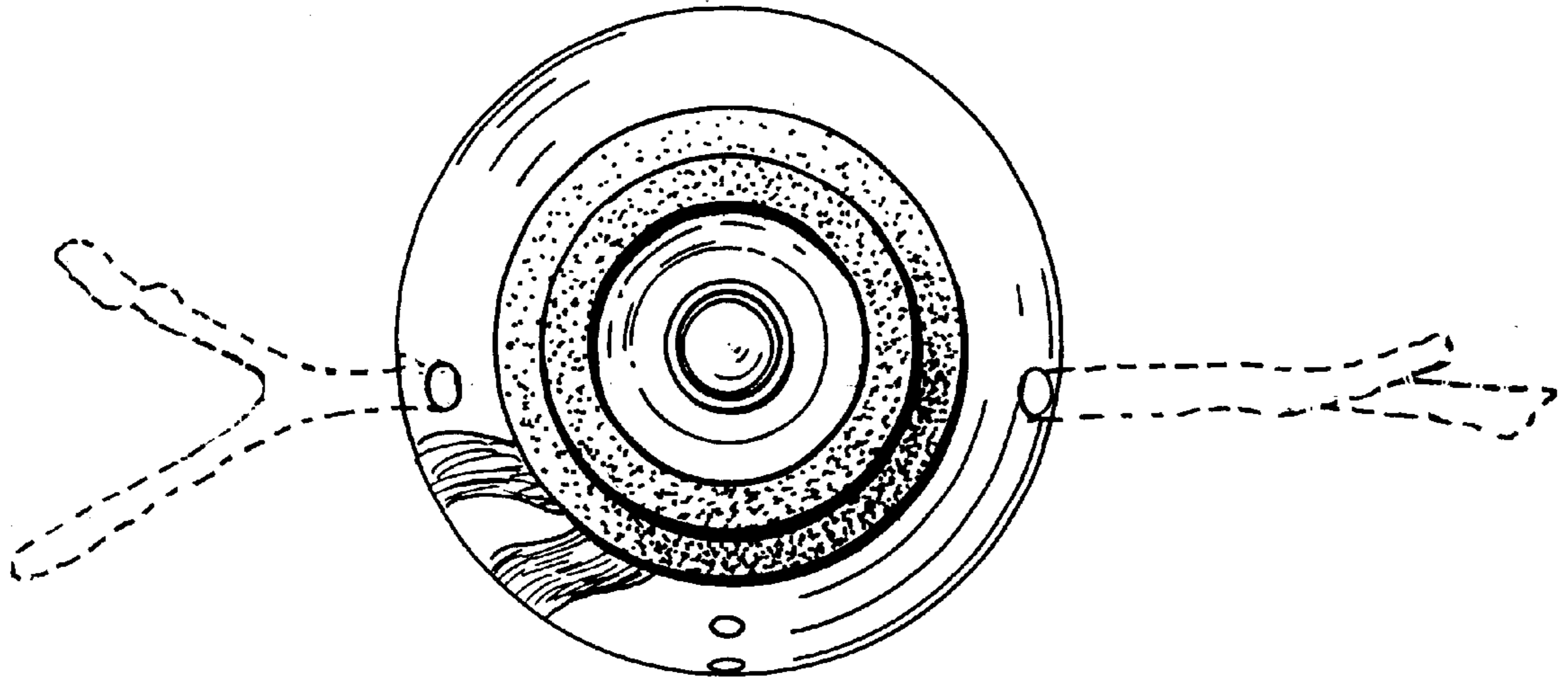


FIG. 5

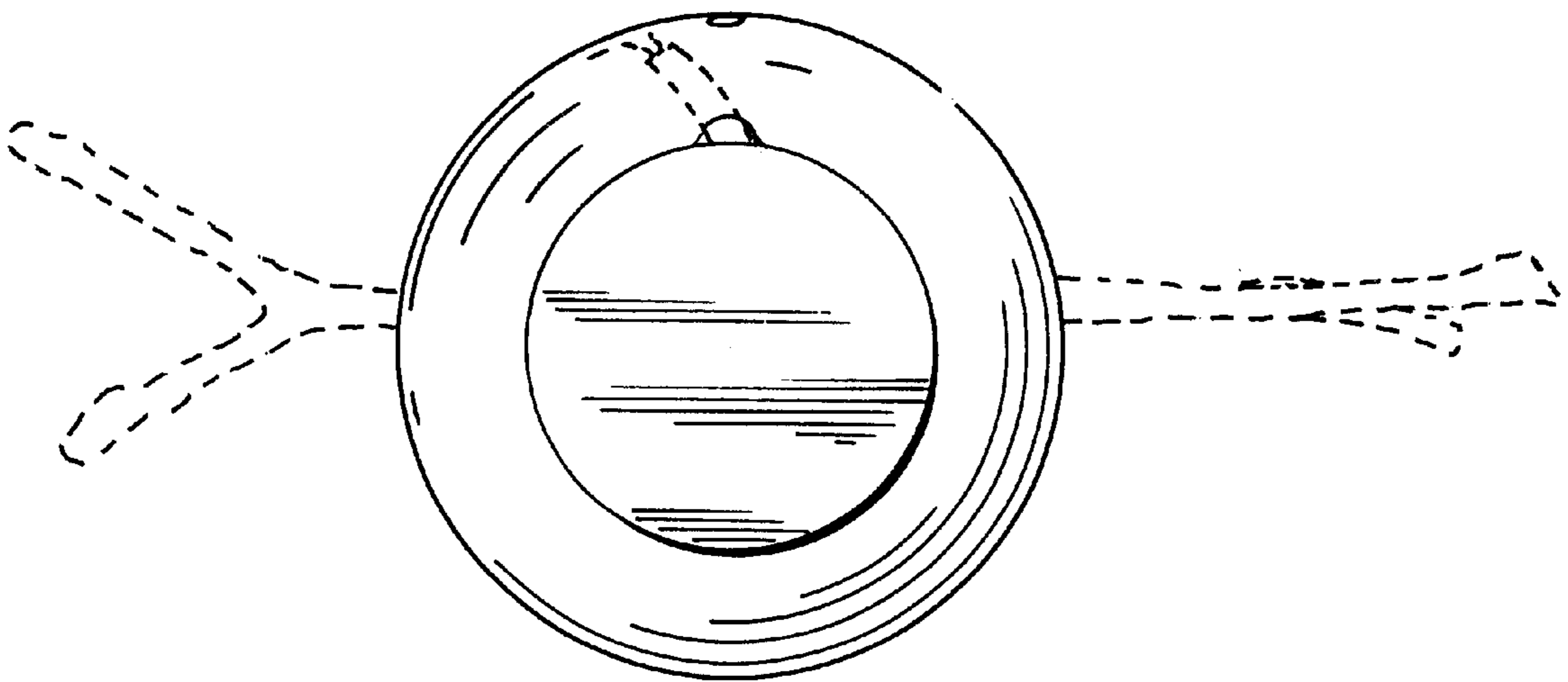


FIG. 6