



US00D458676S

(12) **United States Design Patent**
Berglund et al.

(10) **Patent No.:** **US D458,676 S**

(45) **Date of Patent:** **** Jun. 11, 2002**

(54) **MEDICINE VIAL**

6,094,886 A * 8/2000 Poignant 222/541.2

(75) Inventors: **Mark A. Berglund**, Camarillo; **Gene E. Sperling**, Newbury Park, both of CA (US)

(73) Assignee: **FLO₂W, Inc.**, Newbury Park, CA (US)

(**) Term: **14 Years**

(21) Appl. No.: **29/134,036**

(22) Filed: **Dec. 12, 2000**

(51) **LOC (7) Cl.** **24-02**

(52) **U.S. Cl.** **D24/115**

(58) **Field of Search** D24/115, 117;
D9/302, 344, 305, 443, 442, 306; 206/528,
530, 532, 534.1, 820, 484, 480; 604/217,
212, 200; 222/541.1, 541.4, 541.6, 541.9,
92, 94, 206, 541.2, 212, 541.8; 215/46,
48, 49

(56) **References Cited**

U.S. PATENT DOCUMENTS

2,809,771 A	*	10/1957	Ward	D9/302
3,507,666 A	*	4/1970	Cheney et al.	206/820
3,777,949 A	*	12/1973	Chiquiari-Arias	222/541.8
D289,200 S	*	4/1987	Newell	D24/117
4,787,536 A	*	11/1988	Widerstrom	222/212
4,790,453 A	*	12/1988	Fontana et al.	222/83
5,810,783 A	*	9/1998	Claro	604/199
5,908,124 A	*	6/1999	Klauke et al.	215/48

OTHER PUBLICATIONS

Avery Pharmaceuticals product brochure (1 page).
Pharmacy Services of America (PhSA) product brochure (4 pages).

* cited by examiner

Primary Examiner—Ian Simmons

(74) *Attorney, Agent, or Firm*—Neal M. Cohen

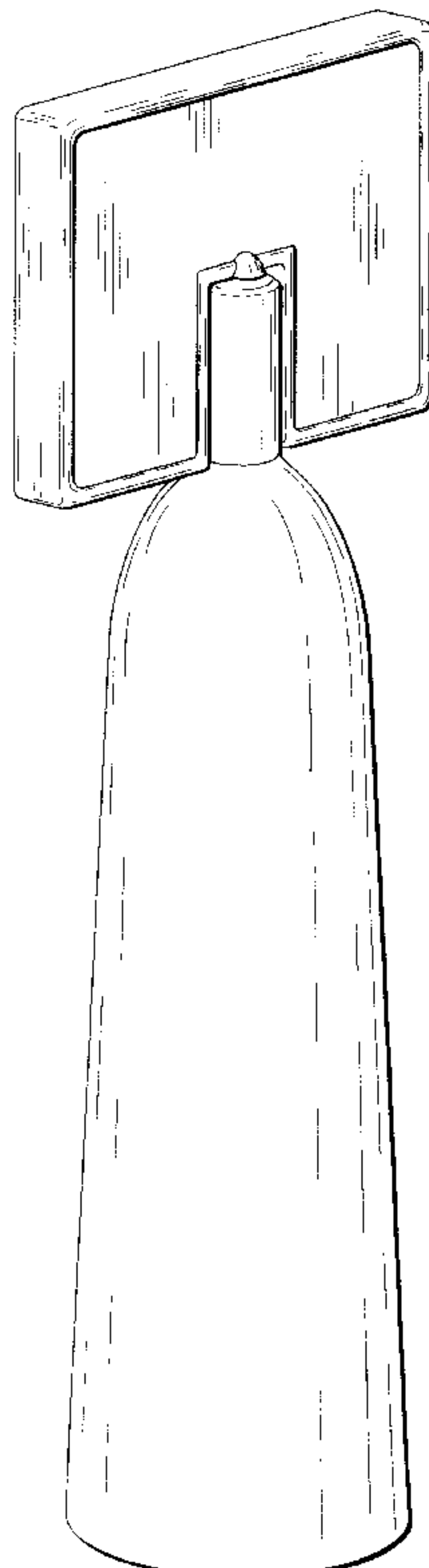
(57) **CLAIM**

The ornamental design for medicine vial, as shown and described.

DESCRIPTION

FIG. 1 is a front, left side perspective view of medicine vial with an open bottom,
FIG. 2 is a front, left side perspective view of medicine vial with a sealed bottom,
FIG. 3 is a front elevational view of the medicine vial shown in FIG. 1, which is a mirror image of the back elevational view of the medicine vial shown in FIG. 1,
FIG. 4 is a right side elevational view of the medicine vial shown in FIG. 1, which is a mirror image of the left side elevational view of the medicine vial shown in FIG. 1,
FIG. 5 is a top view of the medicine vial shown in FIG. 1; and,
FIG. 6 is a bottom view of the medicine vial shown in FIG. 1.

1 Claim, 3 Drawing Sheets



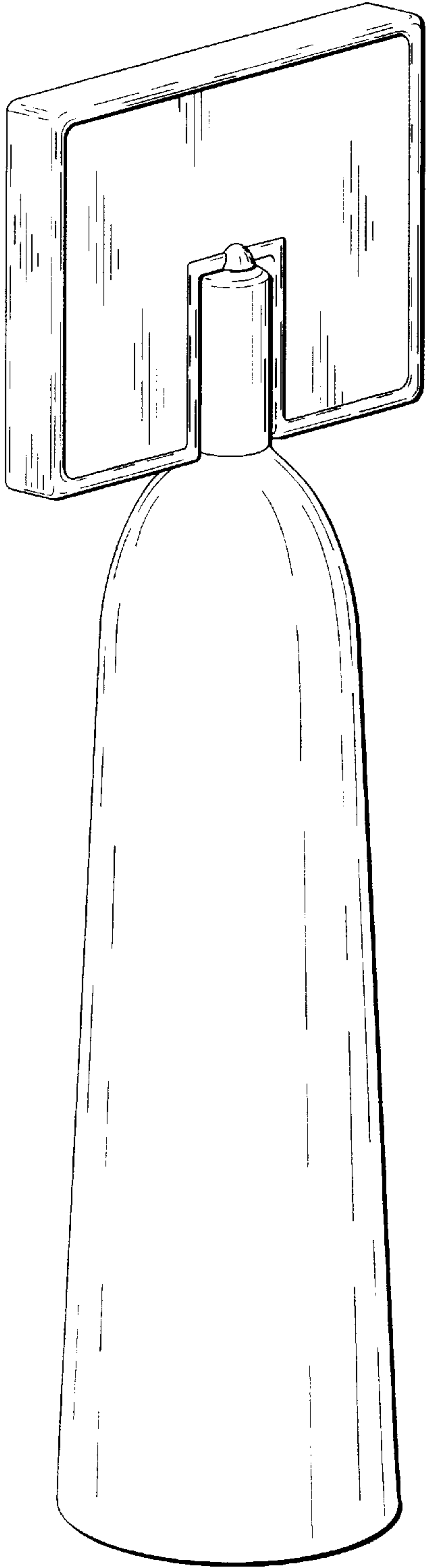


Fig. 1

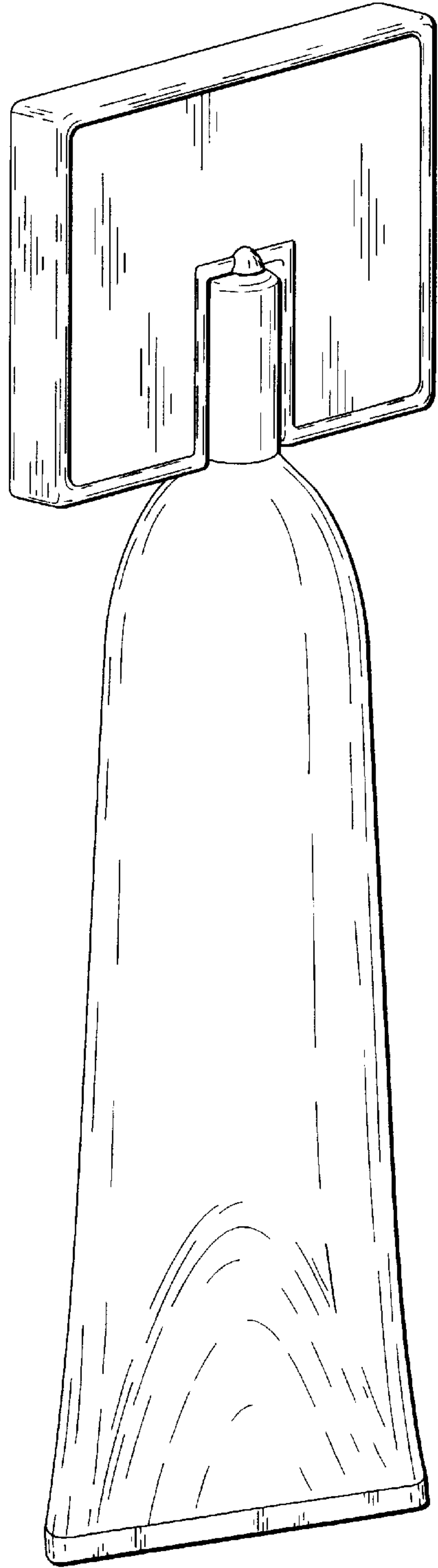


Fig. 2

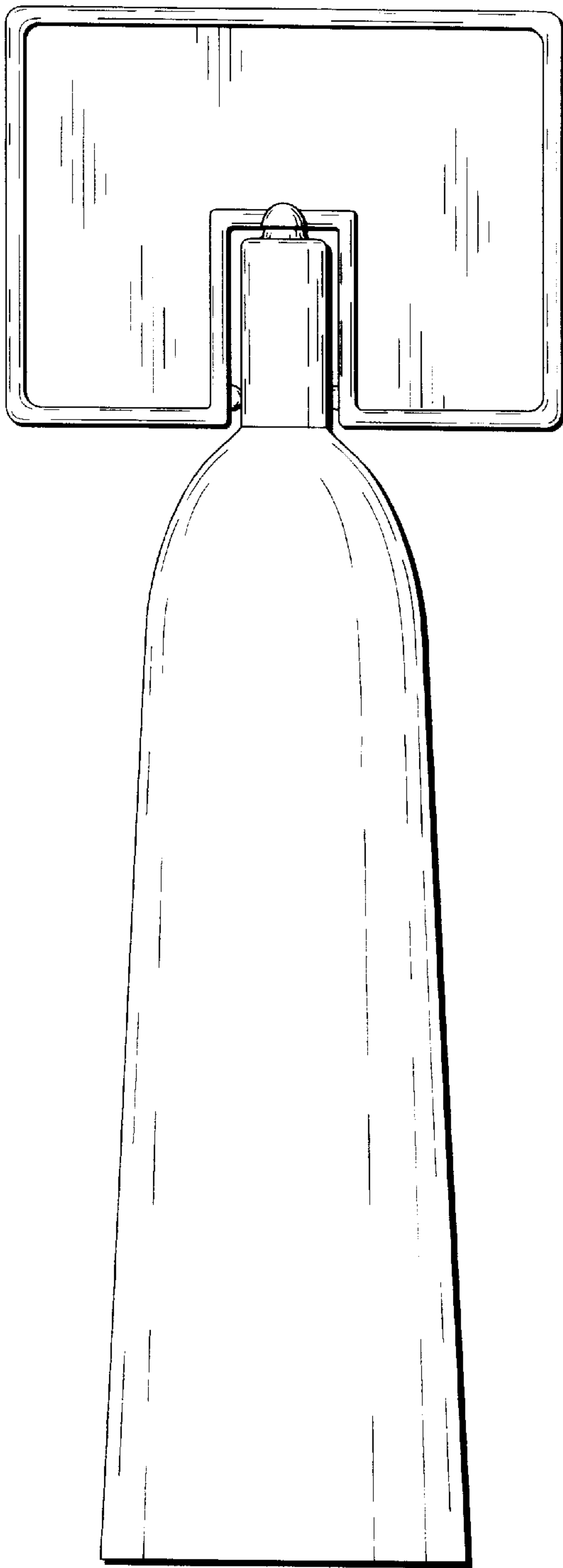


Fig. 3

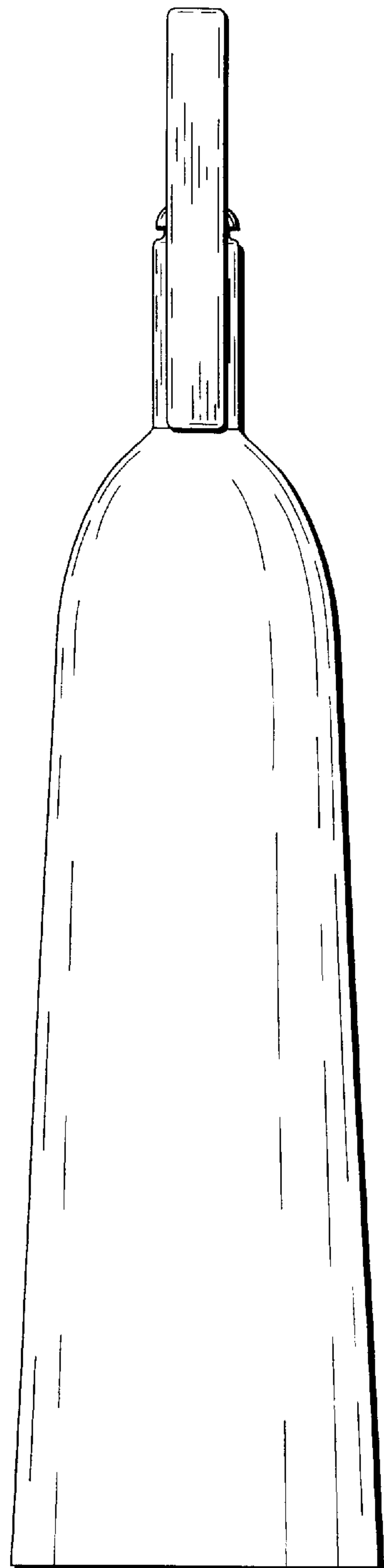


Fig. 4

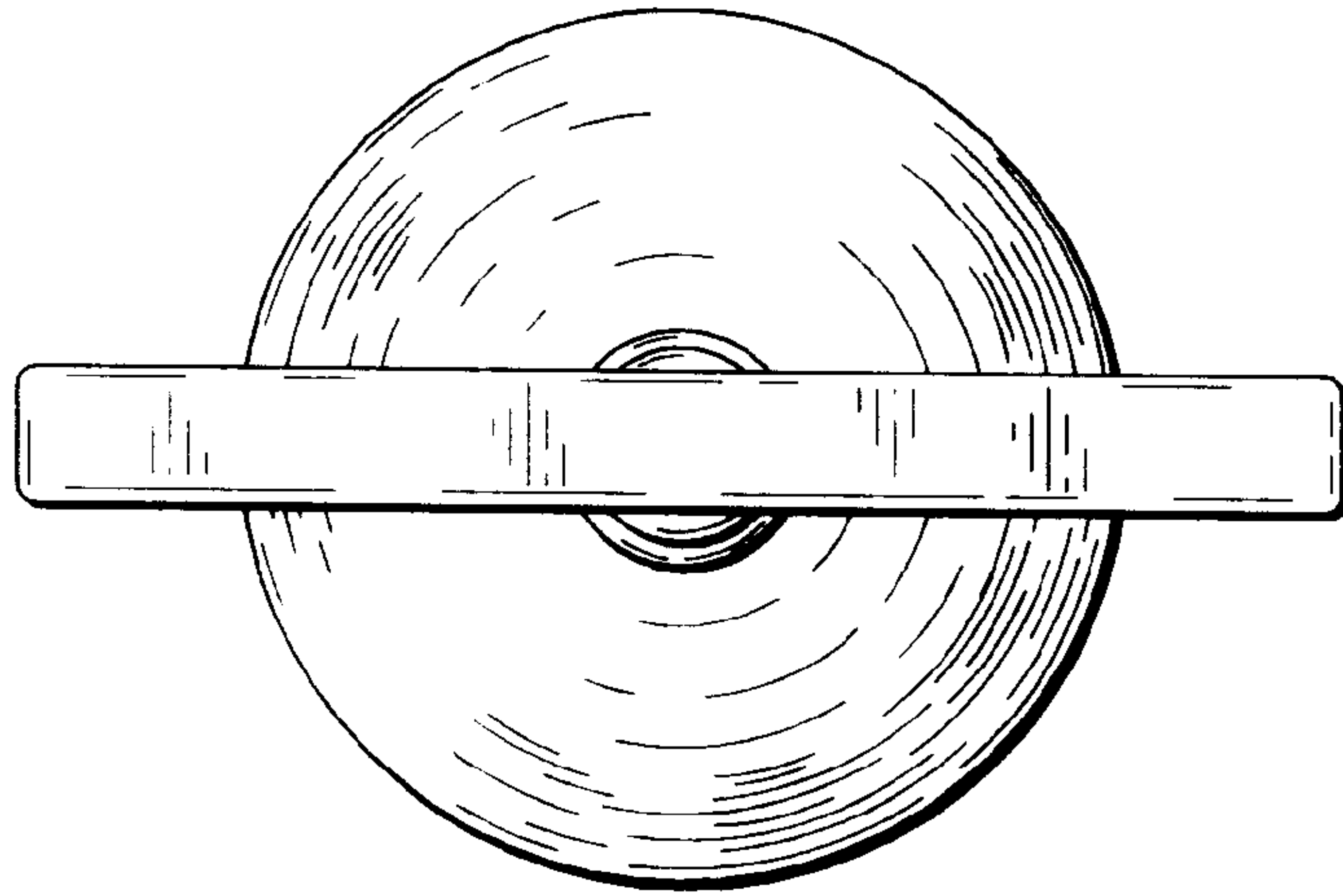


Fig. 5

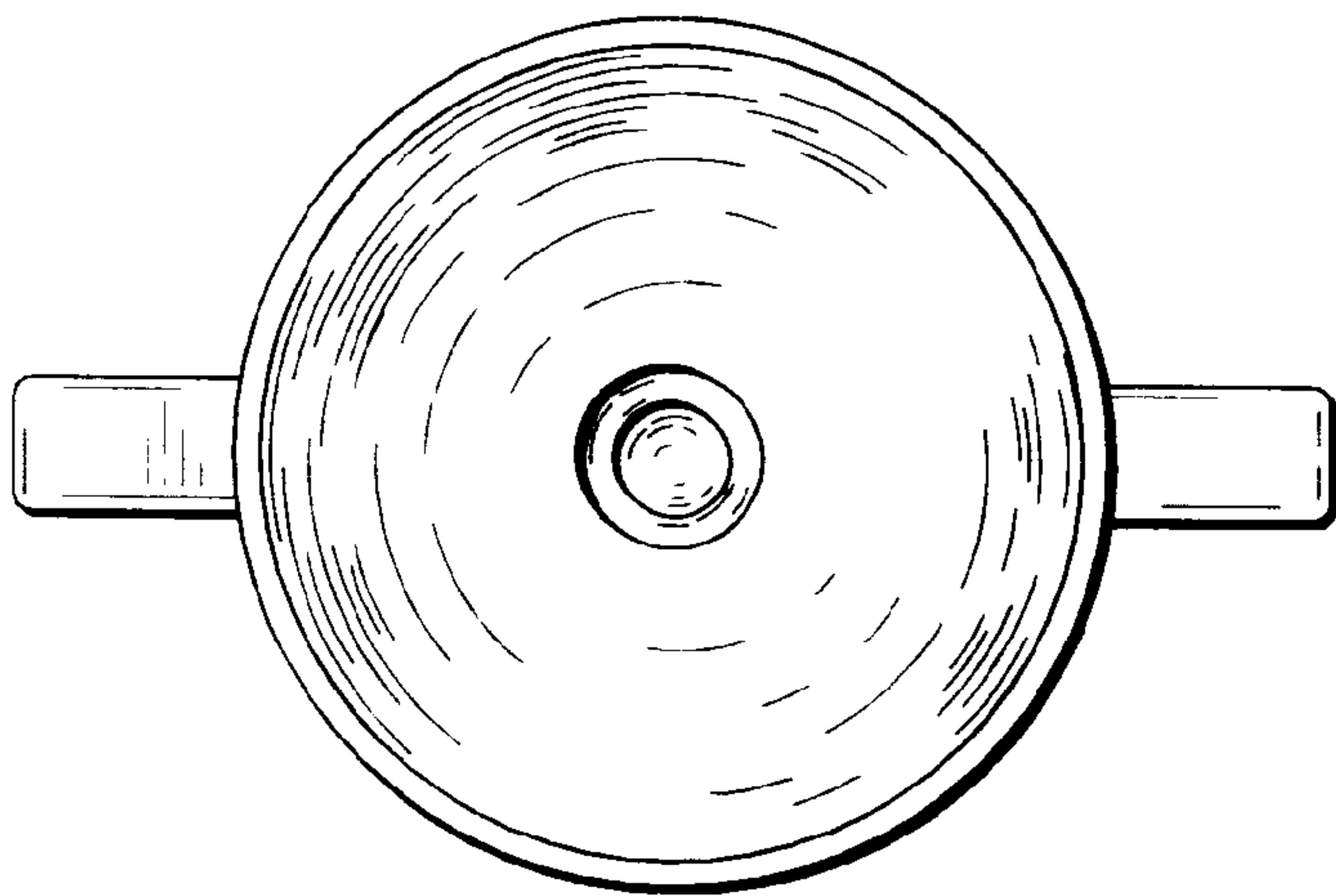


Fig. 6