



US00D458660S

(12) **United States Design Patent**
Stealey

(10) **Patent No.:** **US D458,660 S**

(45) **Date of Patent:** **** Jun. 11, 2002**

(54) **UPRIGHT SABER-LIKE GOLF CLUB SUPPORT**

Primary Examiner—Mitchell Siegel
(74) *Attorney, Agent, or Firm*—Dorothy S. Morse

(76) **Inventor:** **Jeffrey George Stealey**, 8750 52nd Ave. East, Bradenton, FL (US) 34202

(57) **CLAIM**

The ornamental design for an upright saber-like golf club support, as shown and described.

(**) **Term:** **14 Years**

DESCRIPTION

(21) **Appl. No.:** **29/143,264**

FIG. 1 is a perspective view of the invention.
FIG. 2 is a top end view of the invention.
FIG. 3 is a bottom end view of the invention.
FIG. 4 is a right side view of the invention.
FIG. 5 is a front view of the invention.
FIG. 6 is a left side view of the invention.
FIG. 7 is a back view of the invention, the broken line showing of the golf club and ground surface is for illustrative purposes only and forms no part of the claimed design; and,
FIG. 8 is an exploded front view of the invention, ready for assembly.

(22) **Filed:** **Jun. 11, 2001**

(51) **LOC (7) Cl.** **21-02**

(52) **U.S. Cl.** **D21/796**

(58) **Field of Search** D21/796; D6/417; 206/315.2; 473/282; 245/156

(56) **References Cited**

U.S. PATENT DOCUMENTS

2,887,137	A	*	5/1959	Robb	206/315.2
3,219,083	A	*	11/1965	Asquith	206/315.2
D318,090	S	*	7/1991	Bahns	D21/796
D407,774	S	*	4/1999	Weiss	D21/796

* cited by examiner

1 Claim, 3 Drawing Sheets



Fig.1

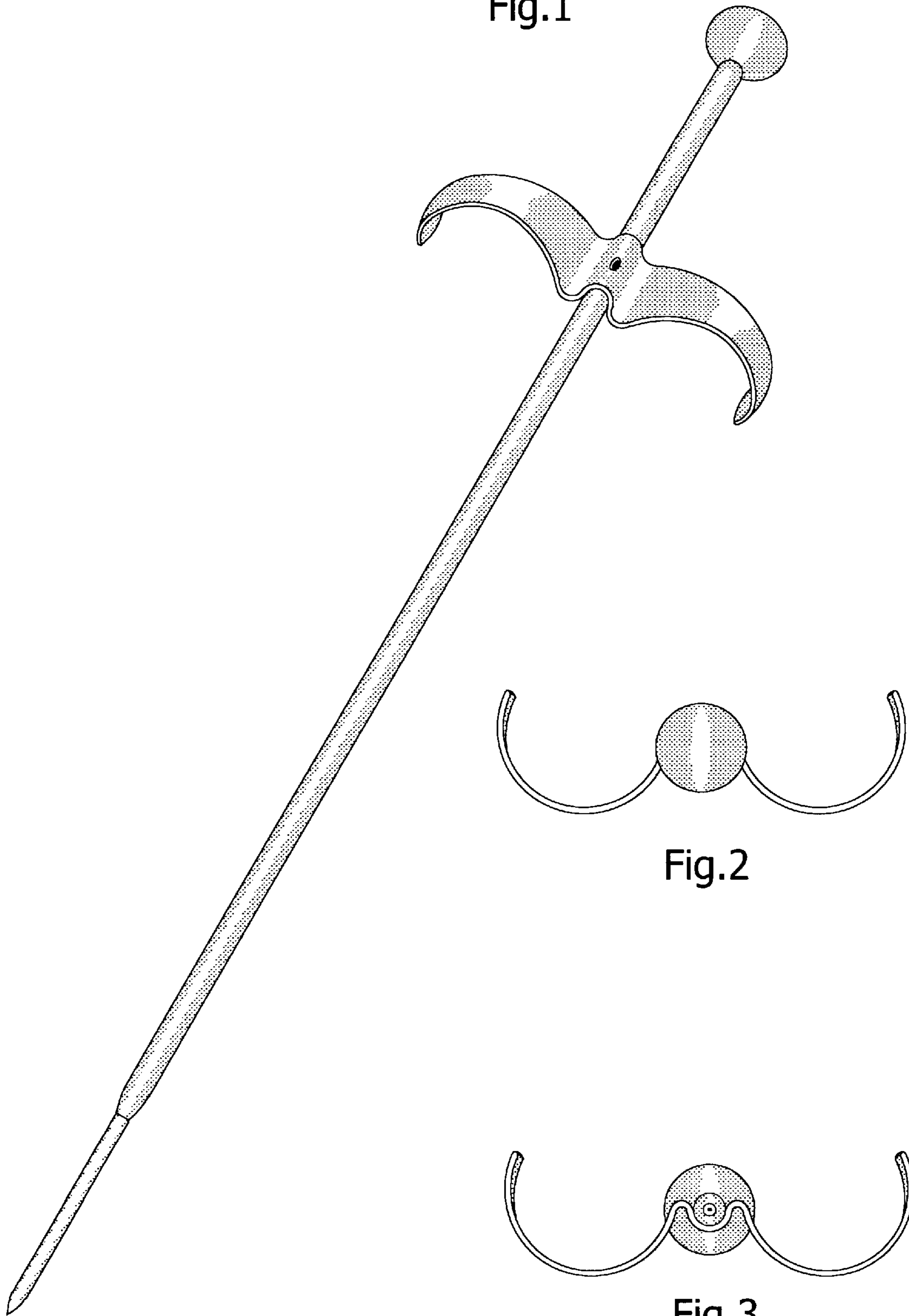


Fig.2

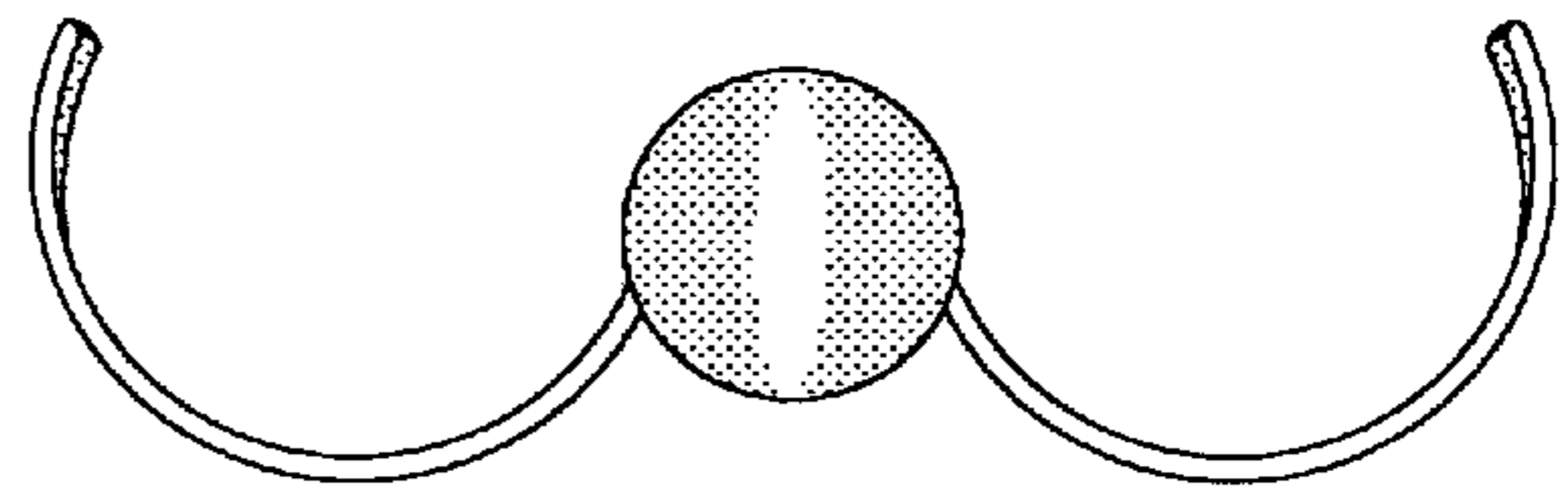
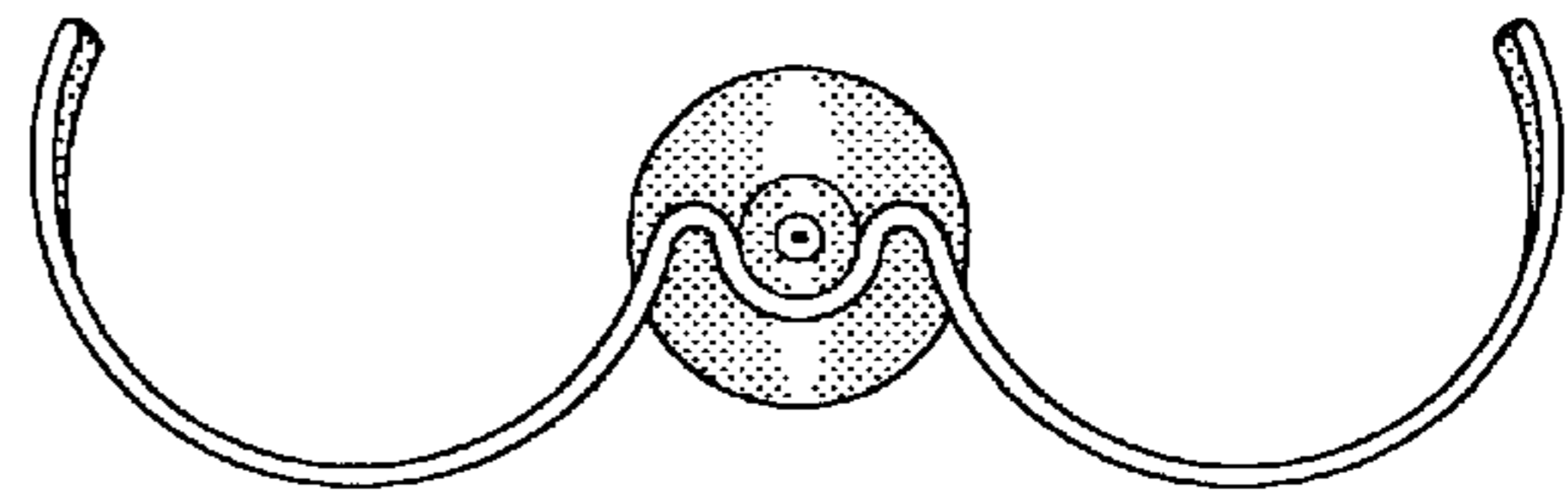


Fig.3



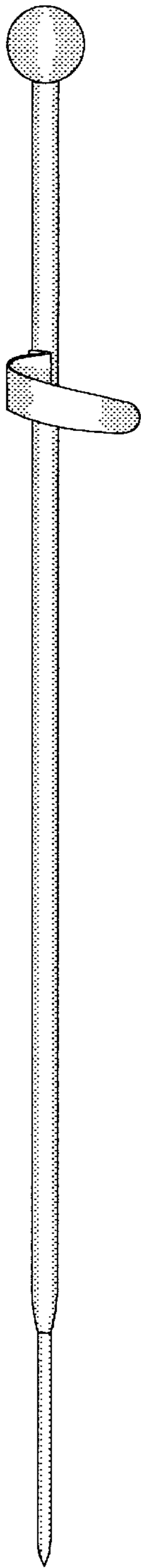


Fig.4

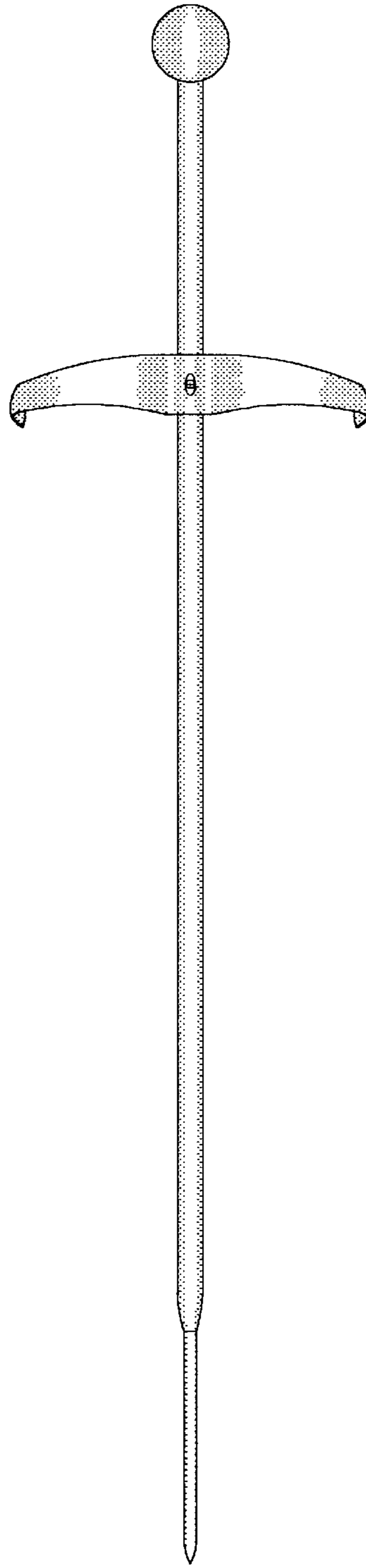


Fig.5

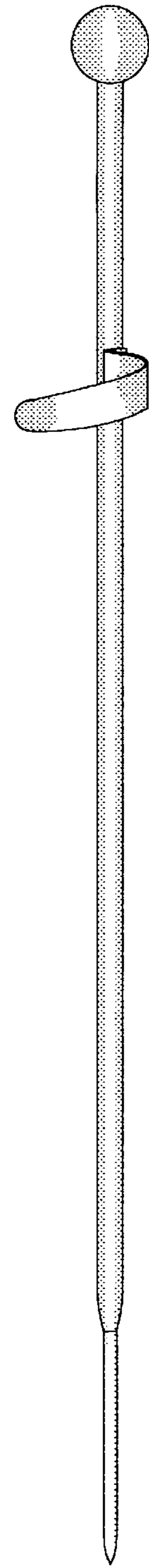


Fig.6

Fig. 8




Fig. 7

