



US00D458655S

(12) **United States Design Patent**  
**Pullaro**

(10) **Patent No.:** **US D458,655 S**

(45) **Date of Patent:** **\*\* Jun. 11, 2002**

(54) **BATTING TRAINING AND CONDITIONING DEVICE**

D316,888 S \* 5/1991 Foresi ..... D21/791  
D356,359 S \* 3/1995 Bailey ..... D21/791  
D426,607 S \* 6/2000 Wurster ..... D21/791

(76) **Inventor:** **Terry J. Pullaro**, 1190-A Moorlands Dr., St. Louis, MO (US) 63117

\* cited by examiner

(\*\*) **Term:** **14 Years**

*Primary Examiner*—Mitchell Siegel  
(74) *Attorney, Agent, or Firm*—Harness, Dickey & Pierce, P.L.C.

(21) **Appl. No.:** **29/141,991**

(22) **Filed:** **May 16, 2001**

(57) **CLAIM**

(51) **LOC (7) Cl.** ..... **21-01**

The ornamental appearance of a batting training and conditioning device, as shown and described.

(52) **U.S. Cl.** ..... **D21/725**

(58) **Field of Search** ..... D21/722, 725;  
473/235, 256, 564-568

**DESCRIPTION**

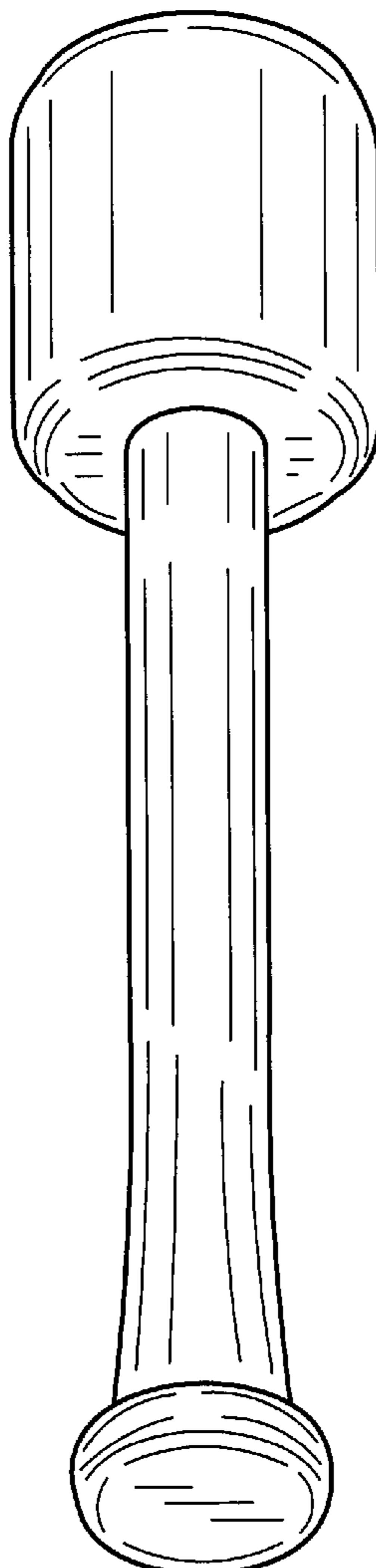
(56) **References Cited**

FIG. 1 is a perspective view of the batting training and conditioning device;  
FIG. 2 is a side elevation view thereof;  
FIG. 3 is a distal end view thereof; and,  
FIG. 4 is a proximal end view thereof.

**U.S. PATENT DOCUMENTS**

3,428,325 A \* 2/1969 Atkinson ..... 473/256  
3,466,049 A \* 9/1969 Fox et al. .... 473/235  
D237,515 S \* 11/1975 Thiel ..... D21/791  
D241,958 S \* 10/1976 Smith ..... D21/791

**1 Claim, 1 Drawing Sheet**



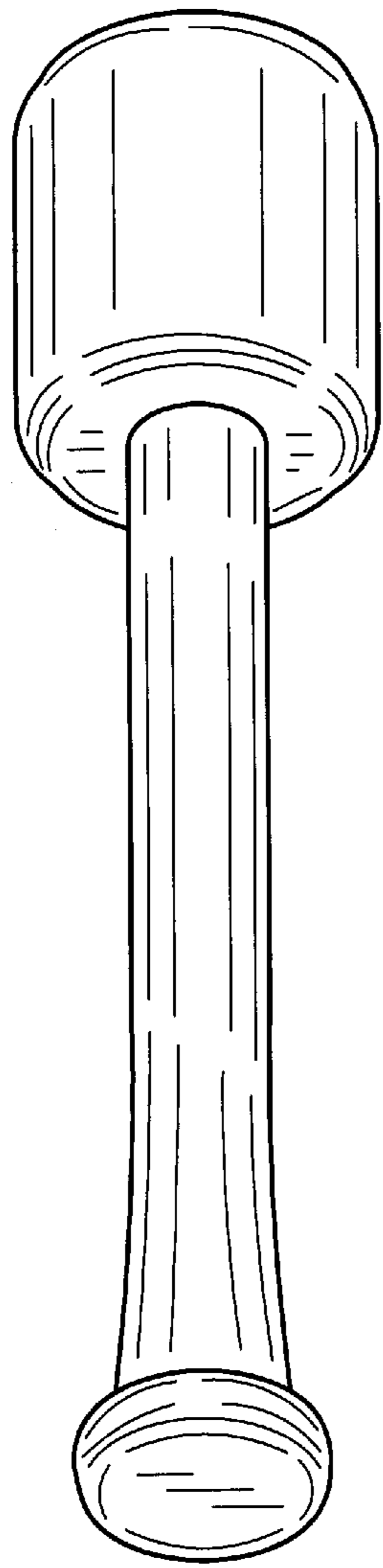


FIG. 1

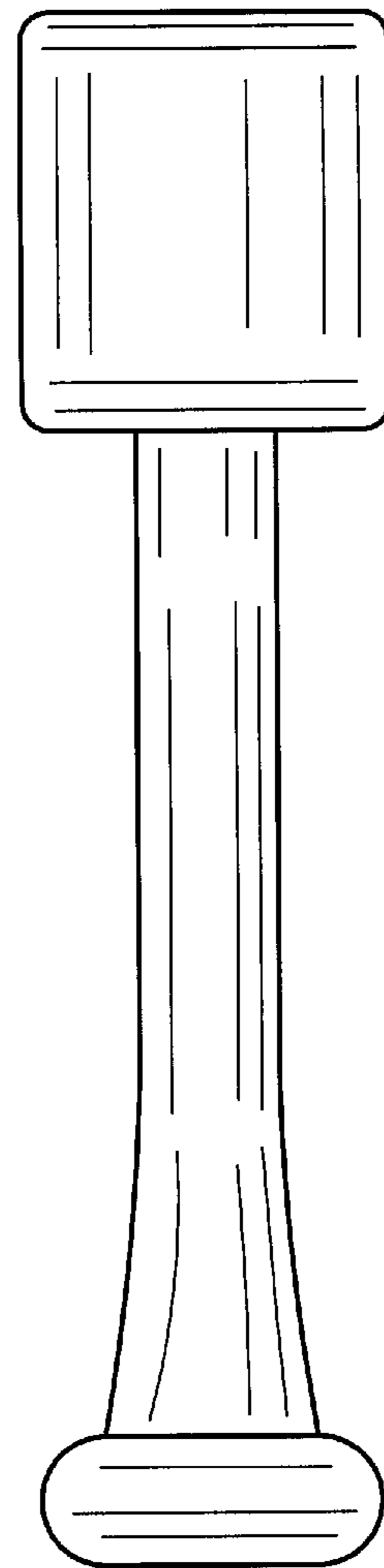


FIG. 2

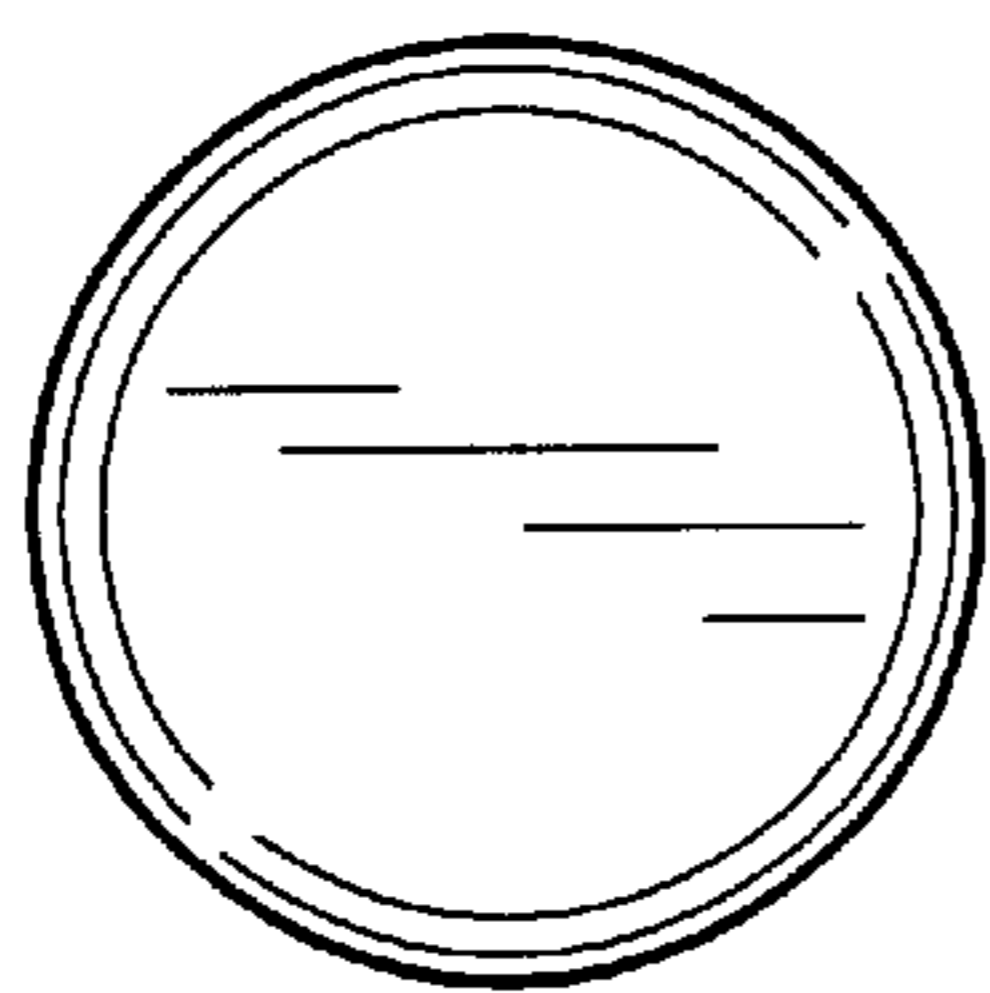


FIG. 3

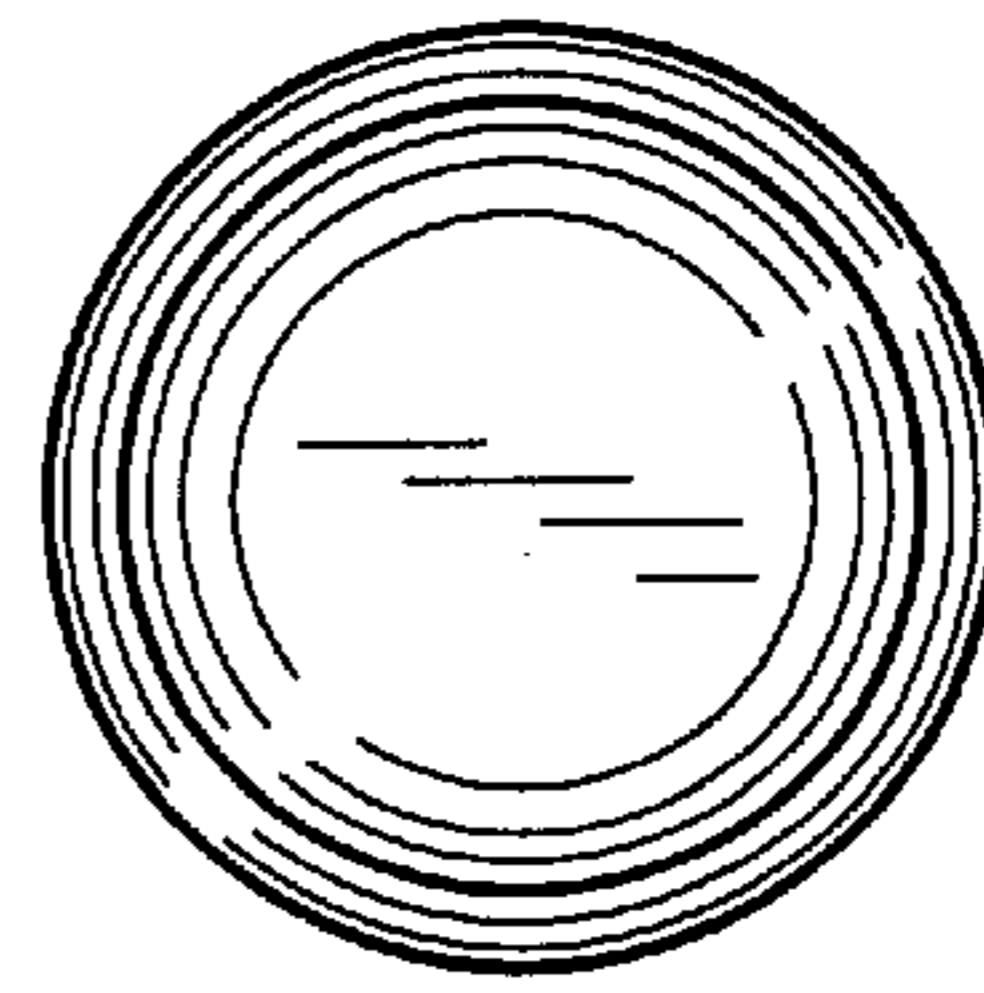


FIG. 4