



US00D458636S

(12) **United States Design Patent**  
**Shimizu**

(10) **Patent No.:** **US D458,636 S**

(45) **Date of Patent:** **\*\* Jun. 11, 2002**

(54) **MECHANICAL PENCIL**

(75) **Inventor:** **Kazuhisa Shimizu, Tokyo (JP)**

(73) **Assignee:** **Pentel Kabushiki Kaisha (JP)**

(\*\*) **Term:** **14 Years**

(21) **Appl. No.:** **29/116,294**

(22) **Filed:** **Dec. 29, 1999**

(30) **Foreign Application Priority Data**

Jul. 1, 1999 (JP) ..... 11-17491

(51) **LOC (7) Cl.** ..... **19-48**

(52) **U.S. Cl.** ..... **D19/48; D19/51; D19/56;**  
D19/55

(58) **Field of Search** ..... D19/35, 36, 41-51,  
D19/53-58, 81; 401/6, 7, 88, 17-19, 29,  
49, 52, 99, 100, 109-117, 209

(56) **References Cited**

**U.S. PATENT DOCUMENTS**

D269,189 S \* 5/1983 Sakaoka ..... D19/48

D286,789 S \* 11/1986 Thompson et al. .... D19/48

D288,825 S \* 3/1987 Thompson et al. .... D19/48

D289,304 S \* 4/1987 Giugiaro ..... D19/48

D404,070 S \* 1/1999 Hasegawa ..... D19/51

D421,772 S \* 3/2000 Maruyama ..... D19/51

\* cited by examiner

*Primary Examiner*—Martie K. Holtje

(74) *Attorney, Agent, or Firm*—Adams & Wilks

(57) **CLAIM**

The ornamental design for a mechanical pencil, as shown and described.

**DESCRIPTION**

FIG. 1 is a perspective view of a mechanical pencil showing my new design;

FIG. 2 is a front view thereof;

FIG. 3 is a right side view thereof, the left side being the same in appearance as the right side;


FIG. 4 is a rear view thereof;

FIG. 5 is a top plan view thereof;

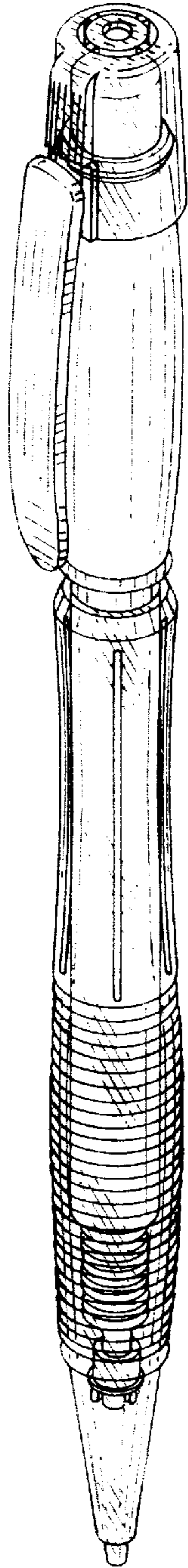
FIG. 6 is a bottom view thereof; and,

FIG. 7 is a right side view thereof with the cap removed.


**1 Claim, 2 Drawing Sheets**



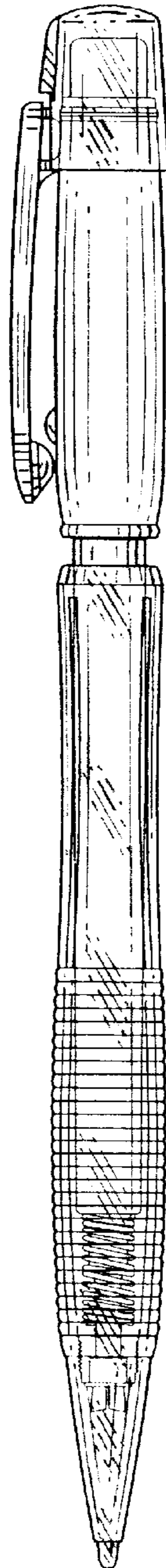
**FIG. 1**



**FIG. 2**



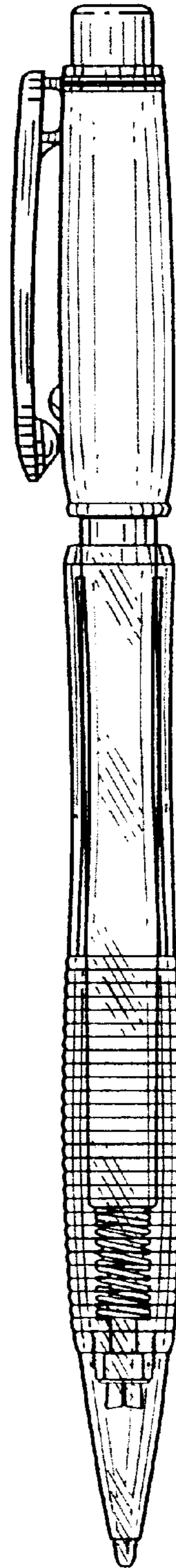
**FIG. 3**




**FIG. 4**



**FIG. 7**



**FIG. 5**



**FIG. 6**

