



US00D458628S

(12) **United States Design Patent**
Wang

(10) **Patent No.:** **US D458,628 S**

(45) **Date of Patent:** **** Jun. 11, 2002**

(54) **PARK BENCH ENTERTAINMENT DEVICE**

D411,125 S * 6/1999 Sirois et al. D10/116

(75) Inventor: **Leo Wang**, Arcadia, CA (US)

* cited by examiner

(73) Assignee: **DC America**, Irwindale, CA (US)

Primary Examiner—Adir Aronovich

(**) Term: **14 Years**

(74) *Attorney, Agent, or Firm*—Thomas I. Rozsa; Tony D. Chen

(21) Appl. No.: **29/123,559**

(57) **CLAIM**

(22) Filed: **May 17, 2000**

The ornamental design for a park bench entertainment device, as shown and described.

(51) **LOC (7) Cl.** **17-05**

(52) **U.S. Cl.** **D17/24**

(58) **Field of Search** D6/335; D10/116,
D10/118; D17/24, 99; 84/95.1, 95.2

DESCRIPTION

FIG. 1 is a perspective view of a park bench entertainment device showing my new design, the broken line showing of a park bench illustrates environment only and forms no part of the claimed designed;

(56) **References Cited**

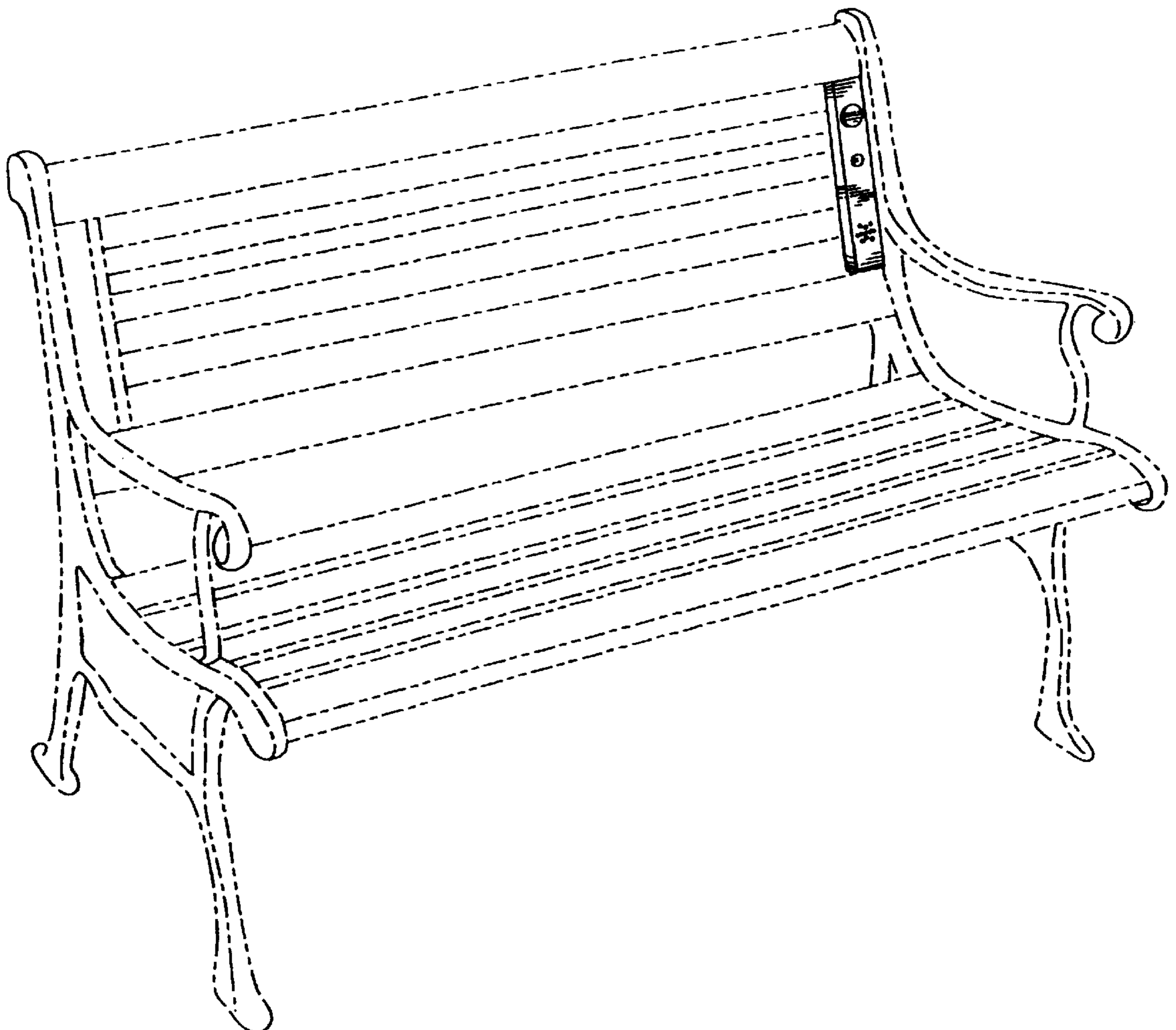
U.S. PATENT DOCUMENTS

- D71,609 S * 12/1926 Lighthipe D10/118
- 2,550,991 A * 5/1951 Goodman et al. 84/95.2
- D235,779 S * 7/1975 Barr D17/99
- D259,612 S * 6/1981 Wagner D17/24
- D398,162 S * 9/1998 Reck, Jr. D6/335

FIG. 2 is an enlarged front view of a park bench entertainment device; and,

FIG. 3 is a right side view of a park bench entertainment device, the left side being a mirror image thereof.

1 Claim, 2 Drawing Sheets



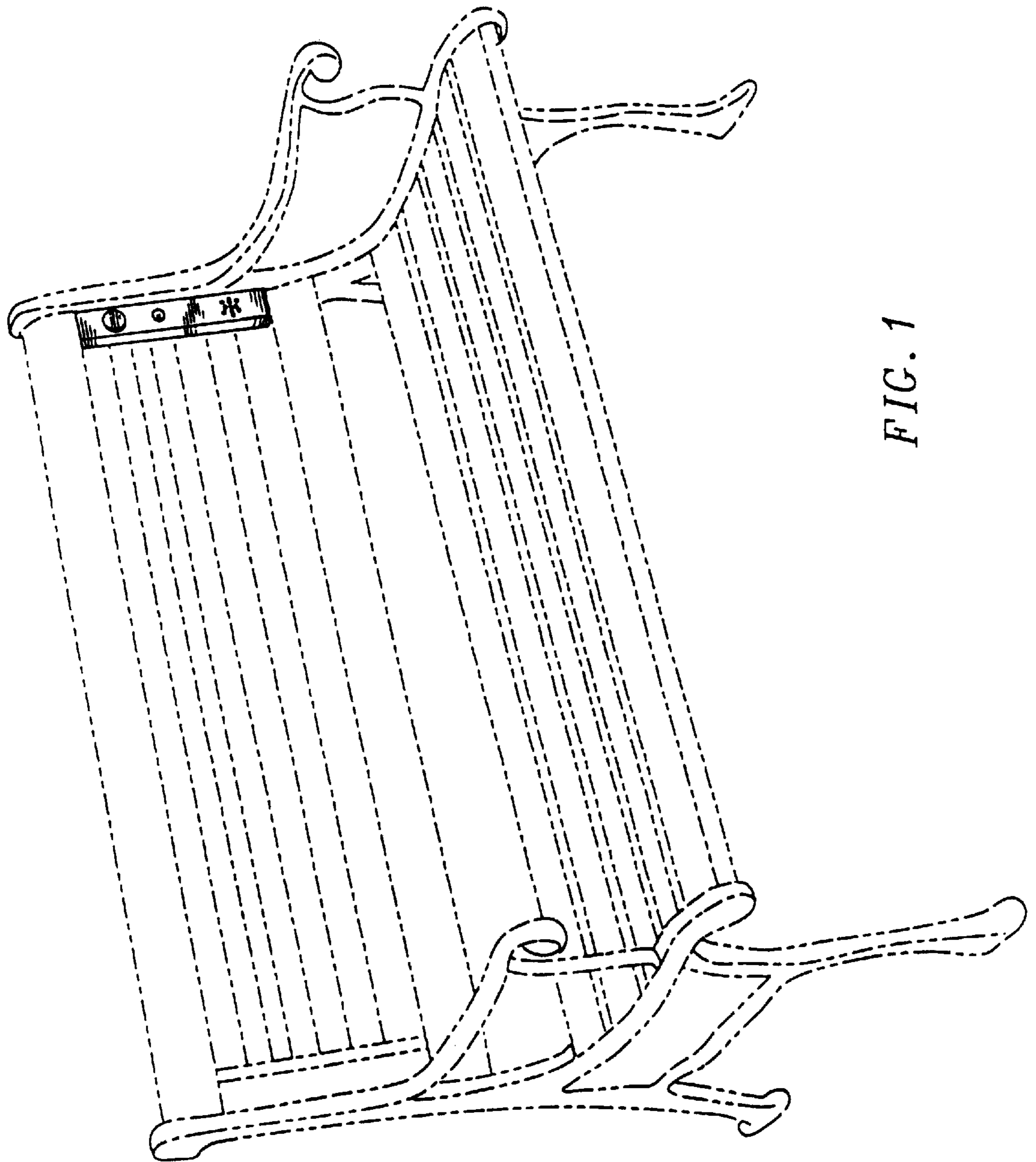


FIG. 1

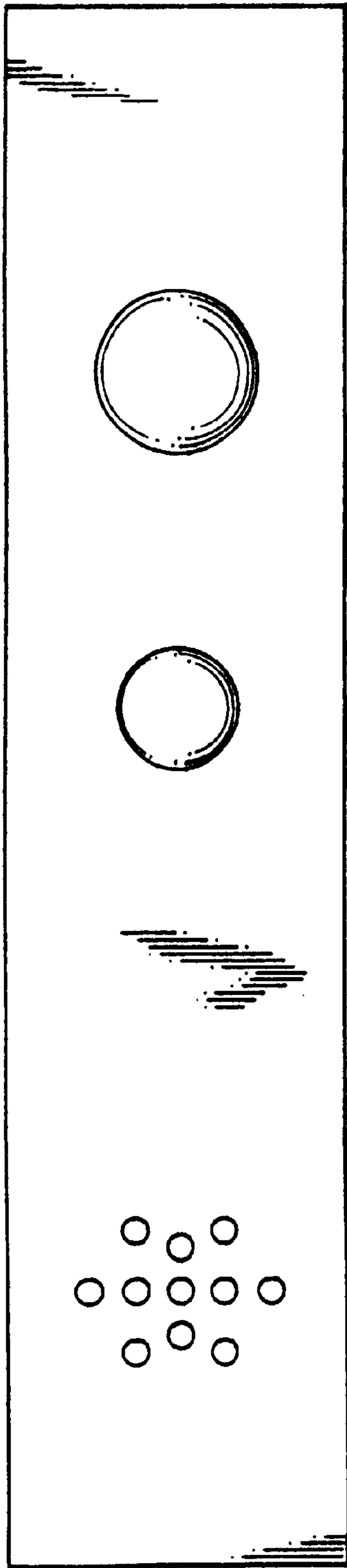


FIG. 2

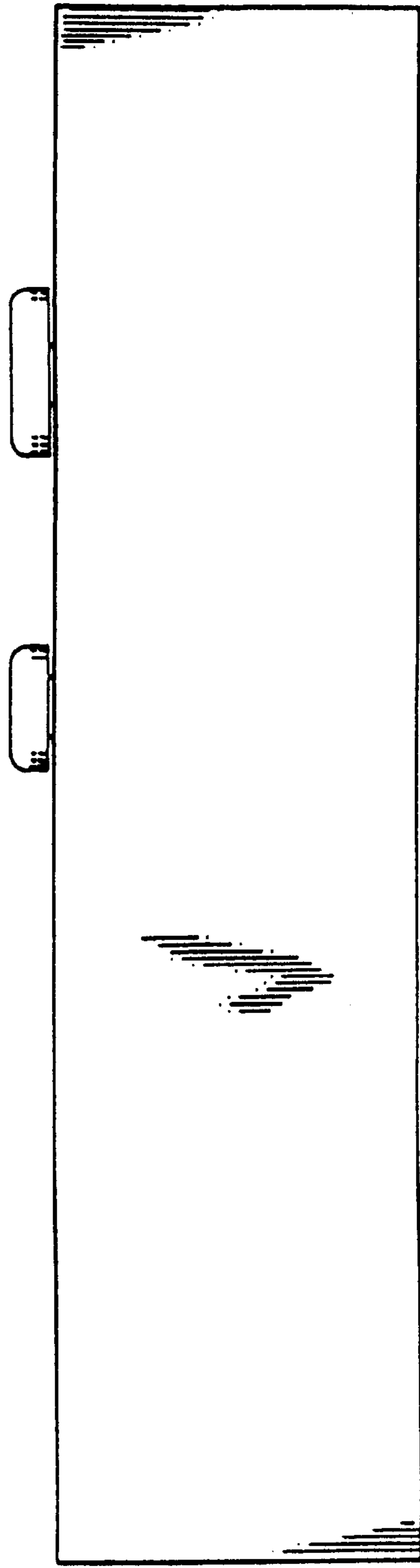


FIG. 3