



US00D458619S

(12) **United States Design Patent**  
**Lee et al.**

(10) **Patent No.:** **US D458,619 S**

(45) **Date of Patent:** **\*\* Jun. 11, 2002**

(54) **SEGMENT TIP FOR SAW BLADE**

5,495,844 A \* 3/1996 Kitajima et al. .... 125/13.01  
5,868,125 A \* 2/1999 Maoujoud ..... 125/15

(75) Inventors: **Chang Hyun Lee**, Pyongtaek-Si; **Youn Chul Kim**, Suwon-Si, both of (KR)

\* cited by examiner

(73) Assignee: **EHWA Diamond Ind. Co., Ltd.** (KR)

*Primary Examiner*—Antoine Duval Davis

(\*\*) Term: **14 Years**

(74) *Attorney, Agent, or Firm*—Anderson Kill & Olick, PC

(21) Appl. No.: **29/142,170**

(57) **CLAIM**

(22) Filed: **May 18, 2001**

The ornamental design for a segment tip for saw blade, as shown and described.

(30) **Foreign Application Priority Data**

**DESCRIPTION**

Feb. 16, 2001 (KR) ..... 2001-3593

(51) **LOC (7) Cl.** ..... **15-09**

(52) **U.S. Cl.** ..... **D15/139**

(58) **Field of Search** ..... D8/70; D15/139;  
83/349, 502, 508.2, 663, 666, 676, 675,  
835, 855; 125/15, 18; 451/299, 541

FIG. 1 is a perspective view;  
FIG. 2 is a front view of thereof;  
FIG. 3 is a rear view thereof;  
FIG. 4 is a left side view thereof;  
FIG. 5 is a right side view thereof;  
FIG. 6 is a top plan view thereof; and,  
FIG. 7 is a bottom plan view thereof.

(56) **References Cited**

**U.S. PATENT DOCUMENTS**

5,443,418 A \* 8/1995 Frodin et al. .... 451/540

**1 Claim, 7 Drawing Sheets**

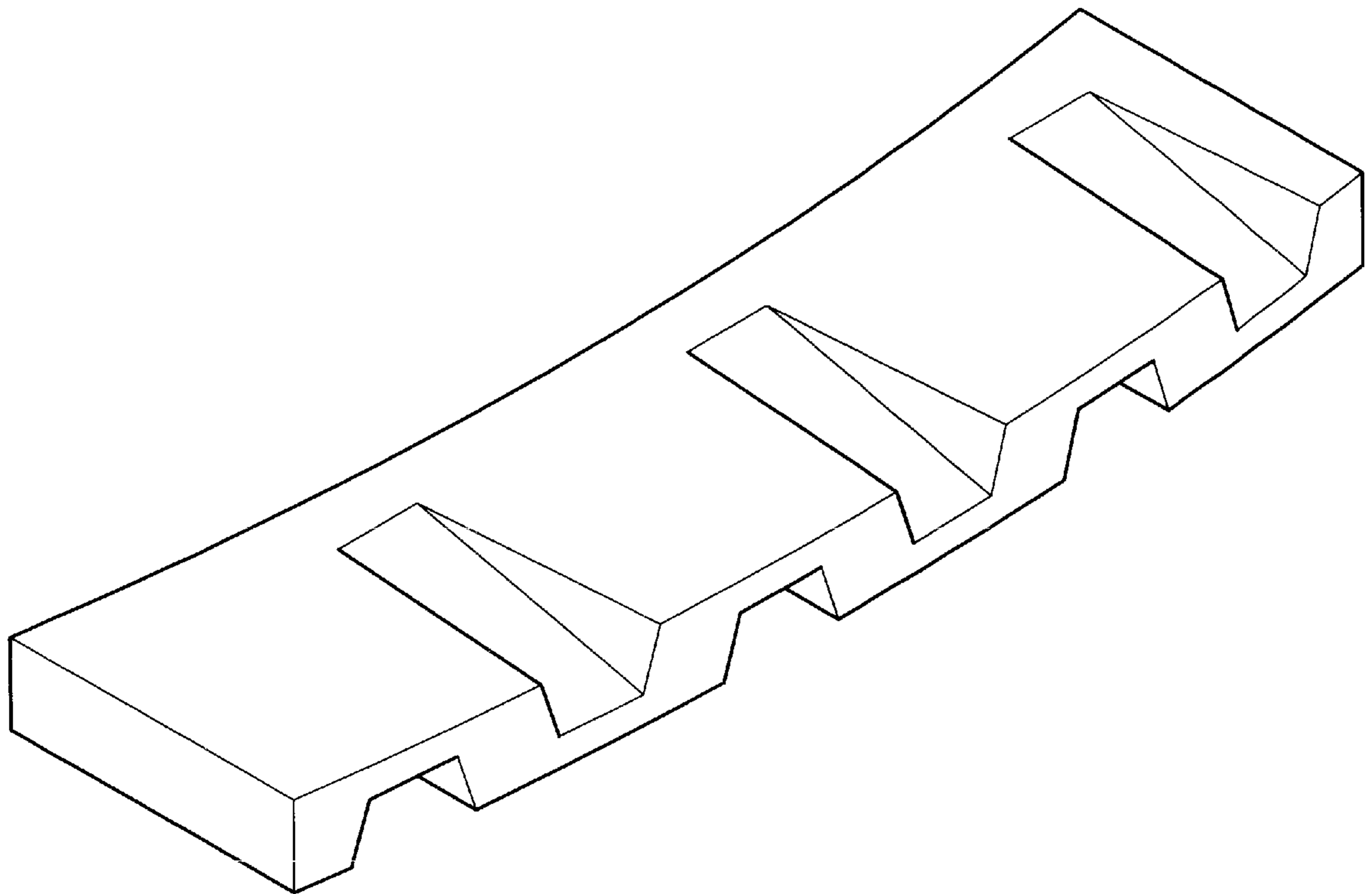


Fig. 1

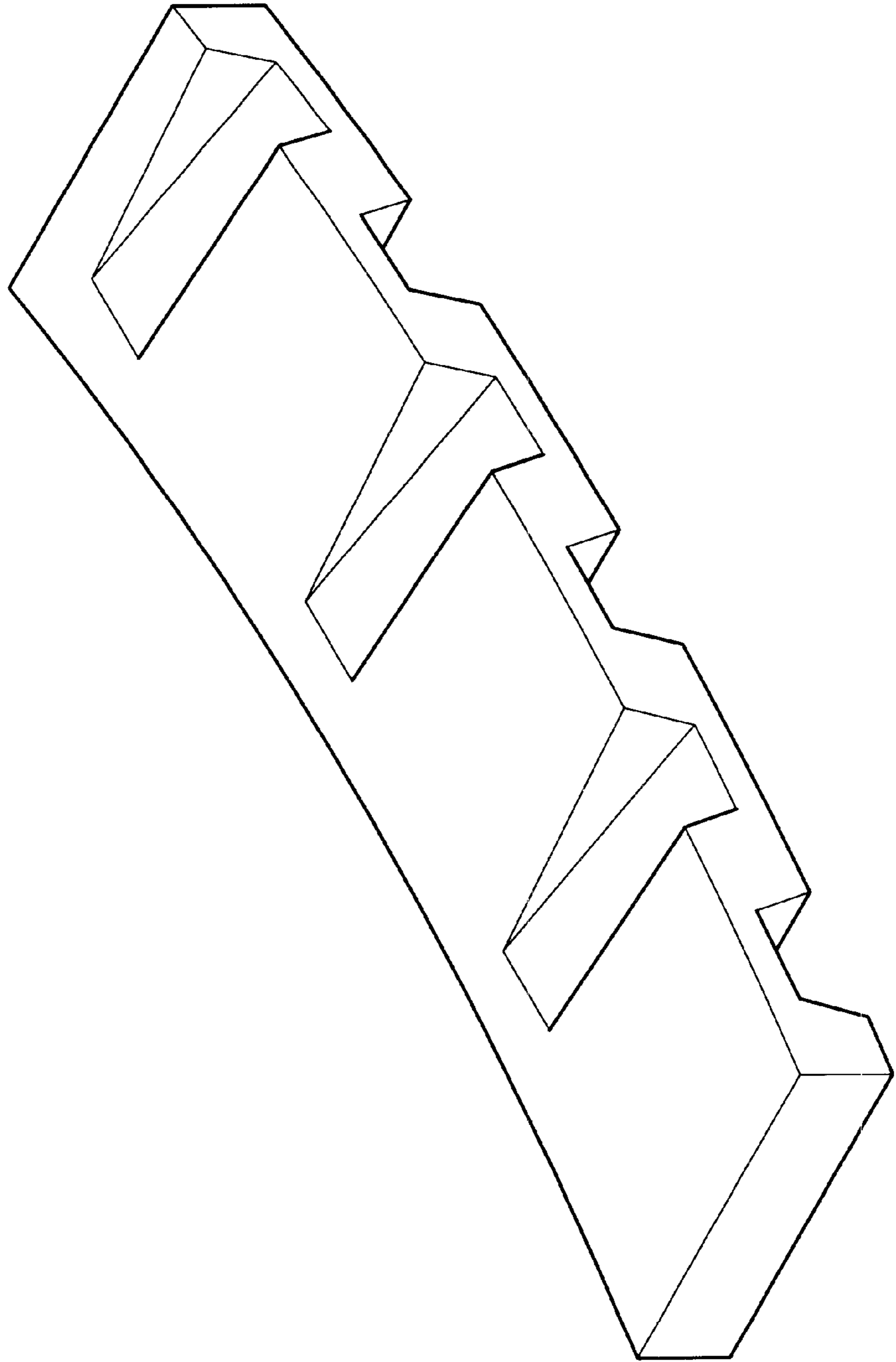


Fig. 2

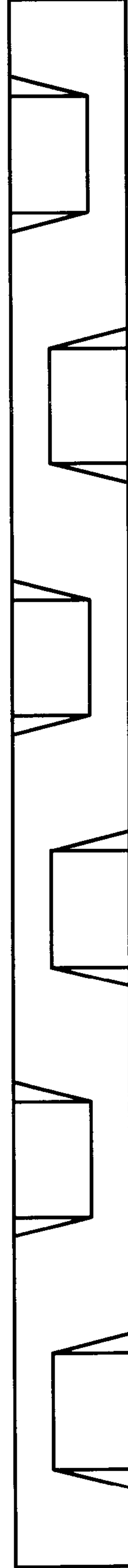


Fig. 3




Fig. 4




Fig. 5




Fig. 6




Fig. 7

