



US00D458618S

(12) **United States Design Patent**
Lutz et al.

(10) **Patent No.:** **US D458,618 S**

(45) **Date of Patent:** **** Jun. 11, 2002**

(54) **SCREEN CYLINDER FRAME WINDOWS**

D377,656 S * 1/1997 Leone et al. D15/147
6,283,302 B1 * 9/2001 Schulte et al. 209/397 X

(75) Inventors: **Mark S. Lutz**, West Allis; **Tim J. Cromell**, Waukesha, both of WI (US)

* cited by examiner

(73) Assignee: **J & L Fiber Services, Inc.**, Waukesha, WI (US)

Primary Examiner—Antoine Duval Davis
(74) *Attorney, Agent, or Firm*—Boyle Fredrickson Newholm Stein & Gratz S.C.

(**) Term: **14 Years**

(57) **CLAIM**

(21) Appl. No.: **29/143,732**

The ornamental design for screen cylinder frame windows, as shown and described.

(22) Filed: **Jun. 19, 2001**

DESCRIPTION

(51) **LOC (7) Cl.** **15-09**

(52) **U.S. Cl.** **D15/138; D15/147**

(58) **Field of Search** D10/138, 147,
D10/199; 210/232, 415, 497.01, 498; 209/273,
306, 397, 399, 406

FIG. 1 is a top view
FIG. 2 is a bottom view.
FIG. 3 is a side view; and,
FIG. 4 is a perspective view.

Two windows are shown in solid lines in the drawings. The broken lines shown in all figures are for illustrative environmental purposes only and form no part of the claimed design.

(56) **References Cited**

U.S. PATENT DOCUMENTS

1,561,632 A * 11/1925 Woodward 209/397

1 Claim, 3 Drawing Sheets



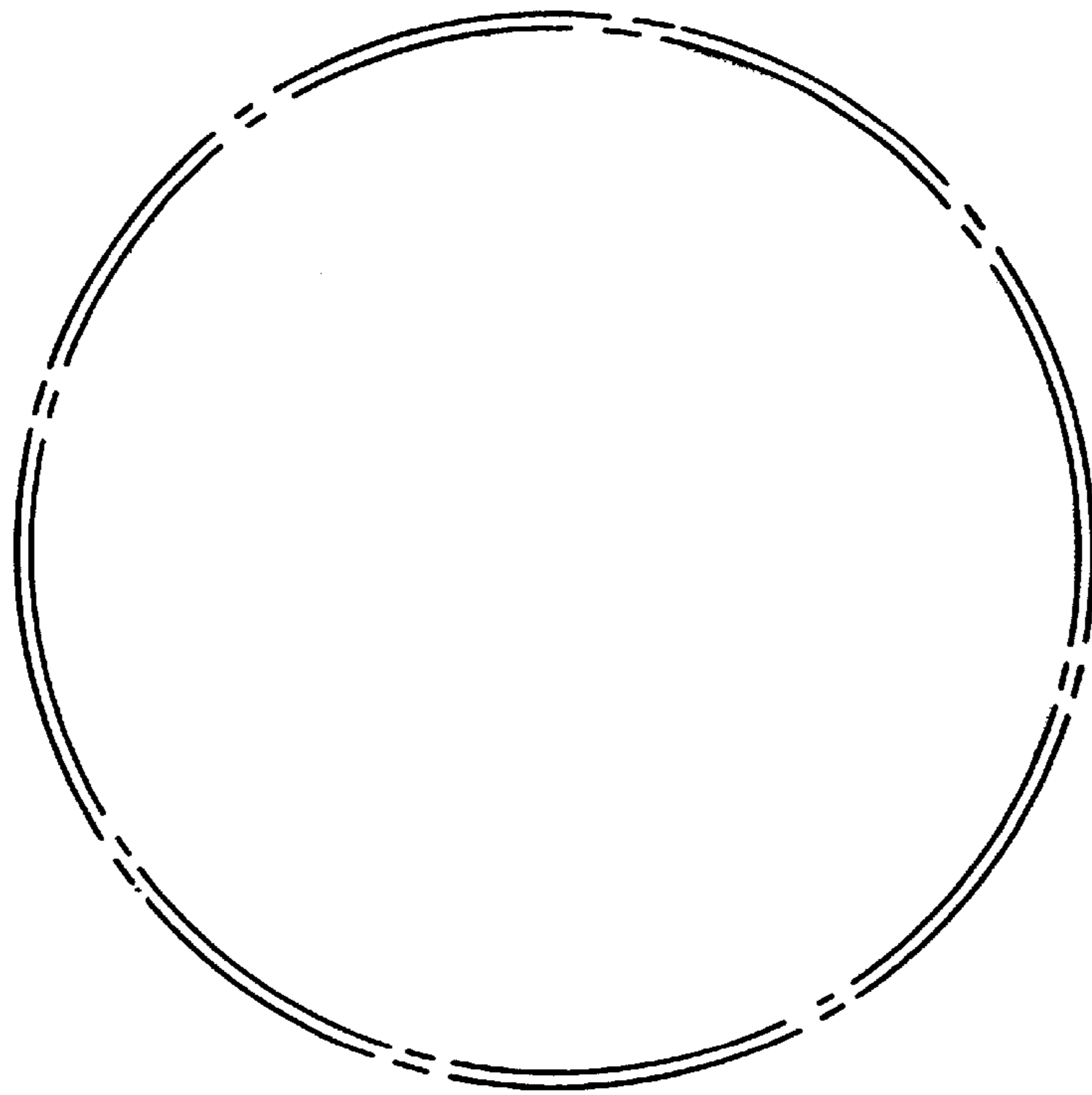


FIG. 1




FIG. 3

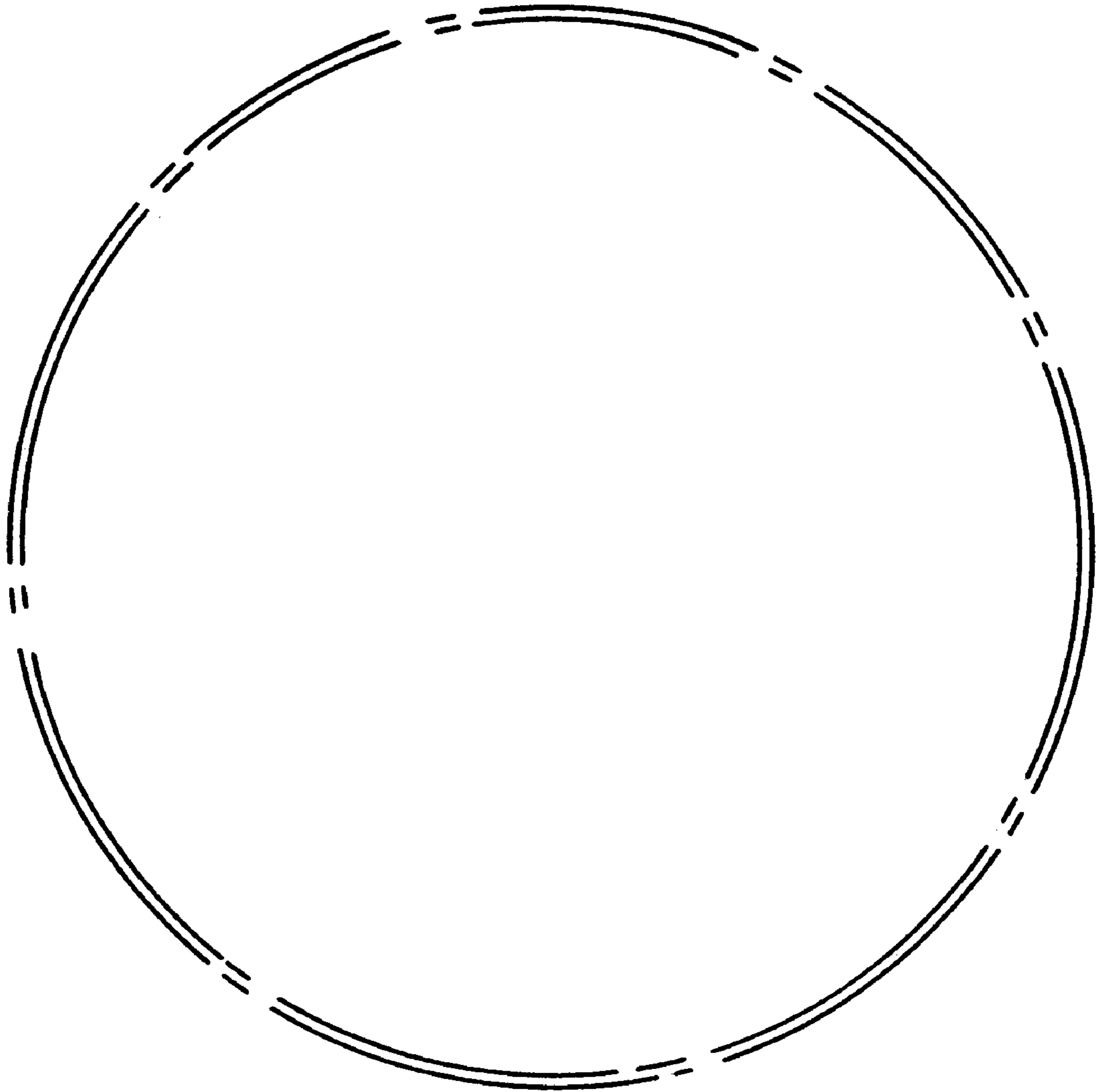


FIG. 2




FIG. 4