



US00D458610S

(12) **United States Design Patent**
Kadonaga

(10) **Patent No.:** **US D458,610 S**

(45) **Date of Patent:** **** Jun. 11, 2002**

(54) **CARTRIDGE FOR RECORDING MEDIA**

(75) Inventor: **Akira Kadonaga**, Tokyo (JP)

(73) Assignee: **Sony Corporation**, Tokyo (JP)

(**) Term: **14 Years**

(21) Appl. No.: **29/143,157**

(22) Filed: **Jun. 11, 2001**

(51) **LOC (7) Cl.** **14-02**

(52) **U.S. Cl.** **D14/474; D14/435**

(58) **Field of Search** **D14/435, 454, D14/474, 483, 496; D21/332, 333, 324; 273/148 B; 463/44, 45, 43, 1; 242/348, 348.4, 335; 360/132, 133, 135, 99.01, 900; 369/275.1-275.5, 280, 281, 272, 292**

(56) **References Cited**

U.S. PATENT DOCUMENTS

- 4,596,390 A * 6/1986 Studley 463/44
- 4,608,617 A * 8/1986 Oishi et al. 360/133
- 4,658,318 A * 4/1987 Bauck et al. 360/99.01
- 5,362,068 A * 11/1994 Liu 463/44
- D357,239 S * 4/1995 Kato et al. D14/480
- D375,941 S * 11/1996 Kerklaan
- 5,653,638 A * 8/1997 Nagata 463/44

- D410,644 S * 6/1999 Litikar et al. D21/332
- D412,160 S * 7/1999 Nelson D14/435
- D421,597 S 3/2000 Oba et al.
- D421,967 S 3/2000 Oba et al.
- D427,159 S 6/2000 Oba
- D428,013 S * 7/2000 Fairchild D21/332
- D432,505 S 10/2000 Oba et al.
- D448,425 S * 9/2001 Hanazawa et al. D21/332

* cited by examiner

Primary Examiner—Prabhakar Deshmukh

(74) *Attorney, Agent, or Firm*—Rader, Fishman & Grauer, PLLC

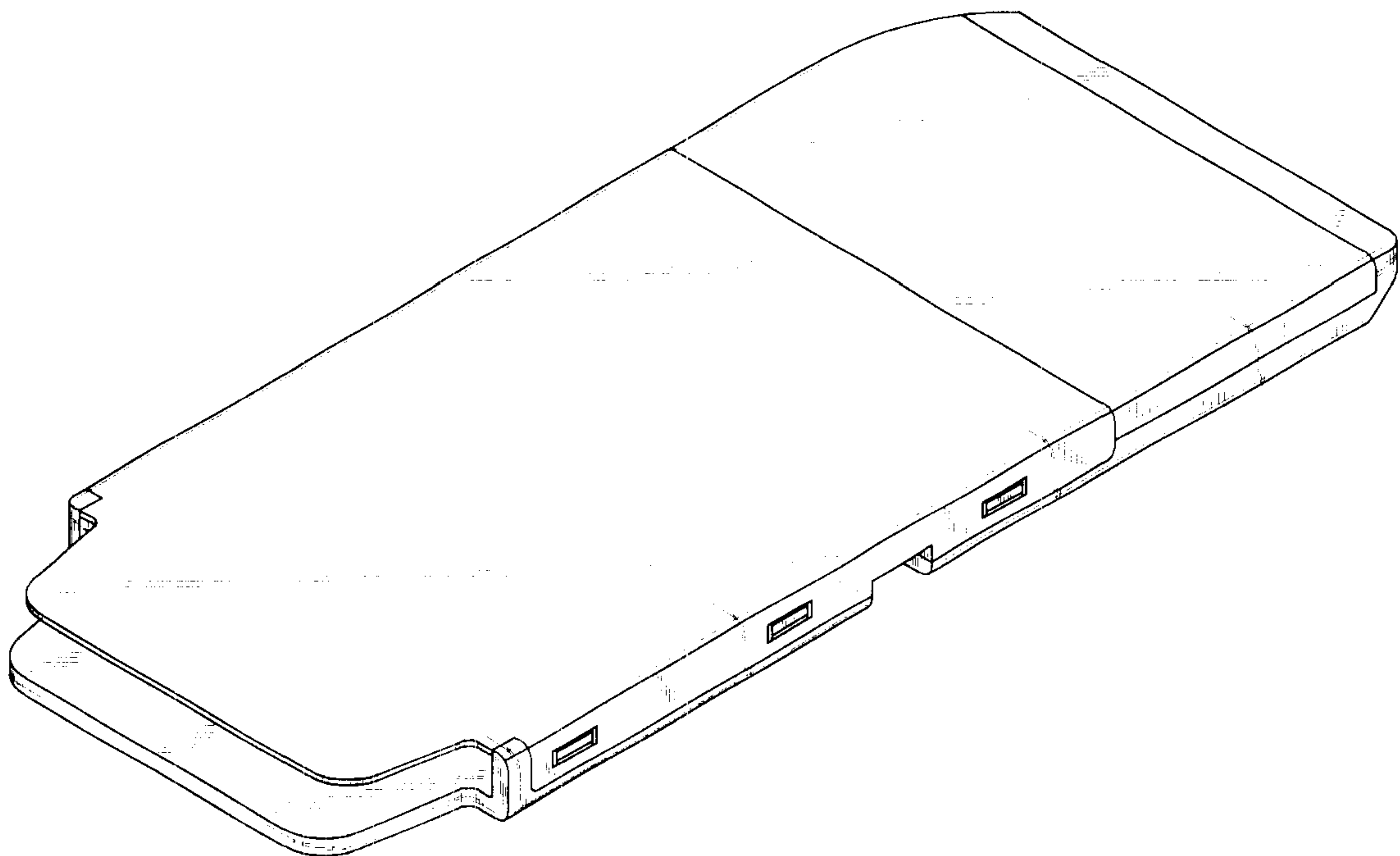
(57) **CLAIM**

The ornamental design for a cartridge for recording media, as shown and described.

DESCRIPTION

FIG. 1 is a perspective view of a cartridge for recording media showing my new design;
 FIG. 2 is a front elevational view thereof;
 FIG. 3 is a rear elevational view thereof;
 FIG. 4 is a left side elevational view thereof;
 FIG. 5 is a right side elevational view thereof;
 FIG. 6 is a top plan view thereof; and,
 FIG. 7 is a bottom plan view thereof.

1 Claim, 4 Drawing Sheets



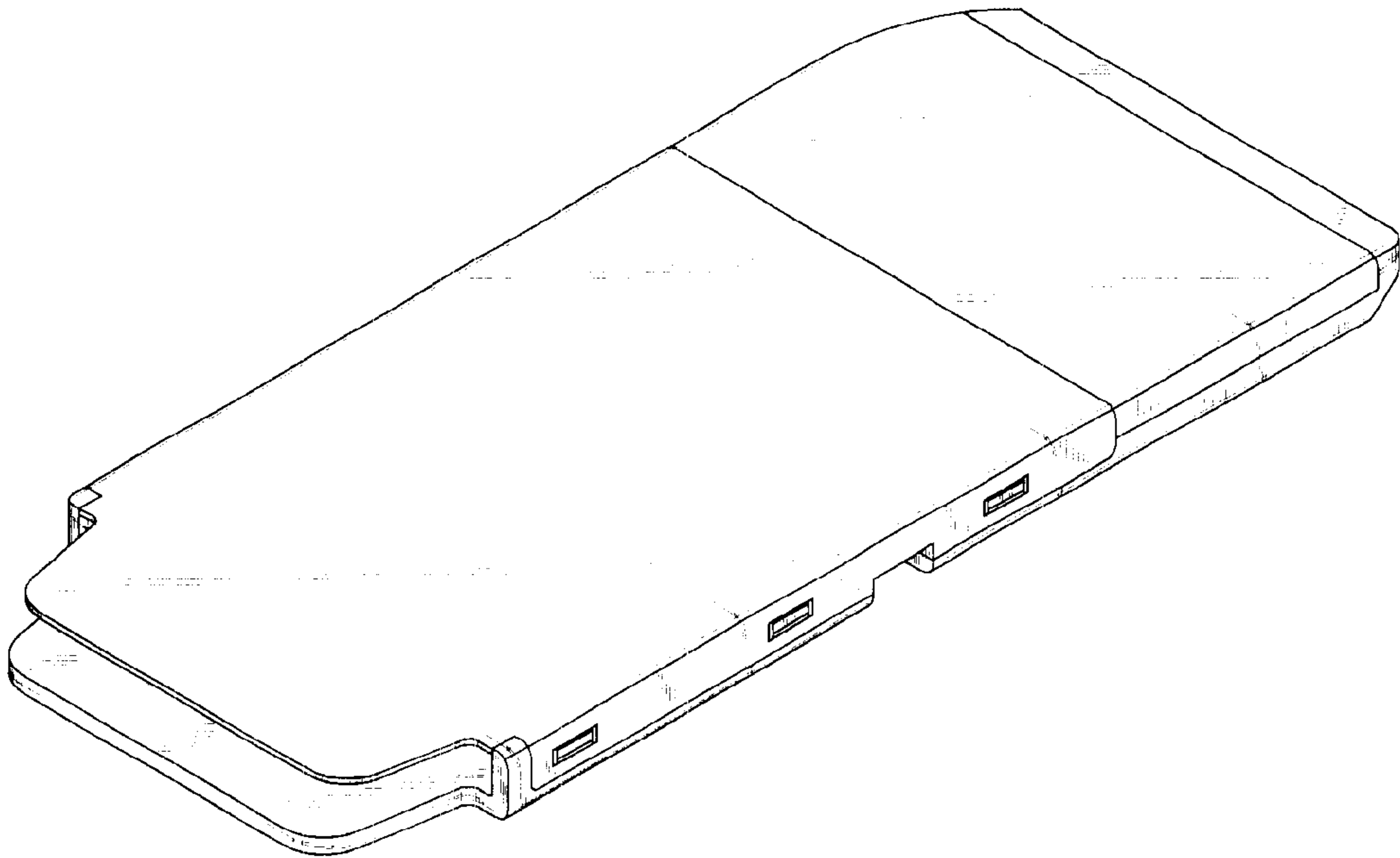


Fig. 1




Fig. 2




Fig. 3




Fig. 4

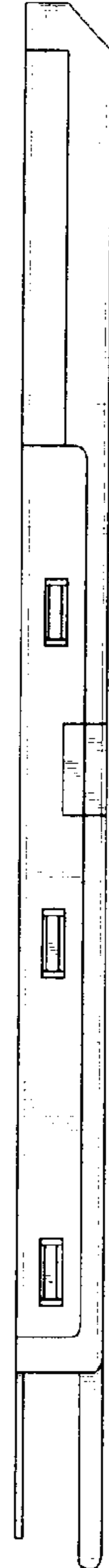


Fig. 5

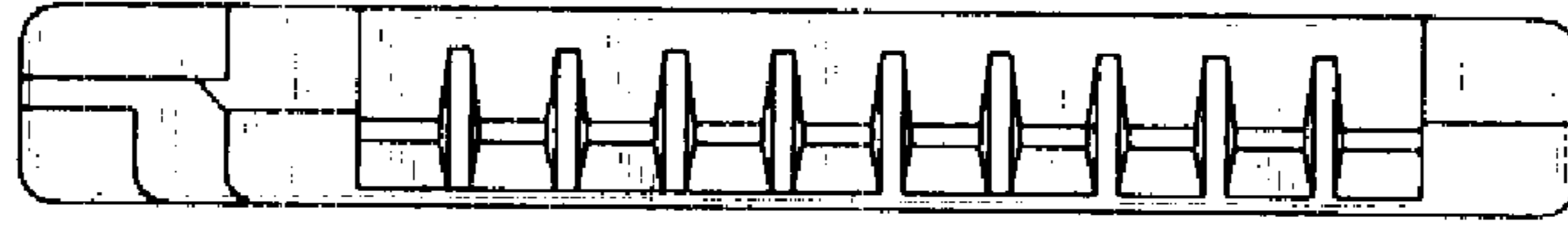


Fig. 6




Fig. 7