



US00D458607S

(12) **United States Design Patent**  
**Tritschler et al.**

(10) **Patent No.:** **US D458,607 S**

(45) **Date of Patent:** **\*\* Jun. 11, 2002**

(54) **KEYBOARD WITH MULTIMEDIA AND ROLLER MODULES**

D389,136 S \* 1/1998 Behar et al. .... D14/398  
D410,234 S \* 5/1999 Kelley et al. .... D14/398

(75) Inventors: **Keith J. Tritschler**, Dublin (IE); **John Skeeahan**, Ramuz; **Denis Pavillard**, Renens, both of (CH)

\* cited by examiner

*Primary Examiner*—Freda Nunn

(74) *Attorney, Agent, or Firm*—Townsend and Townsend and Crew LLP

(73) Assignee: **Logitech Europe S.A.** (CH)

(\*\*) Term: **14 Years**

(57) **CLAIM**

The ornamental design for keyboard with multimedia and roller modules, as shown and described.

(21) Appl. No.: **29/138,917**

**DESCRIPTION**

(22) Filed: **Mar. 1, 2001**

(51) **LOC (7) Cl.** ..... **14-02**

(52) **U.S. Cl.** ..... **D14/398**

(58) **Field of Search** ..... D14/391, 392,  
D14/396-398; D18/1, 2, 7; 178/17 A, 17 C;  
200/5 A, 5 R, 6 A, 6 R; 235/145 A, 145 R;  
341/22, 23; 345/160, 168; 400/484-486,  
488, 489, 492

FIG. 1 is a perspective view of a keyboard with multimedia and roller modules showing our new design;  
FIG. 2 is a top plan view thereof;  
FIG. 3 is a rear elevational view thereof;  
FIG. 4 is a left side elevational view thereof;  
FIG. 5 is a right side elevational view thereof;  
FIG. 6 is a front elevational view thereof; and,  
FIG. 7 is a bottom plan view thereof.

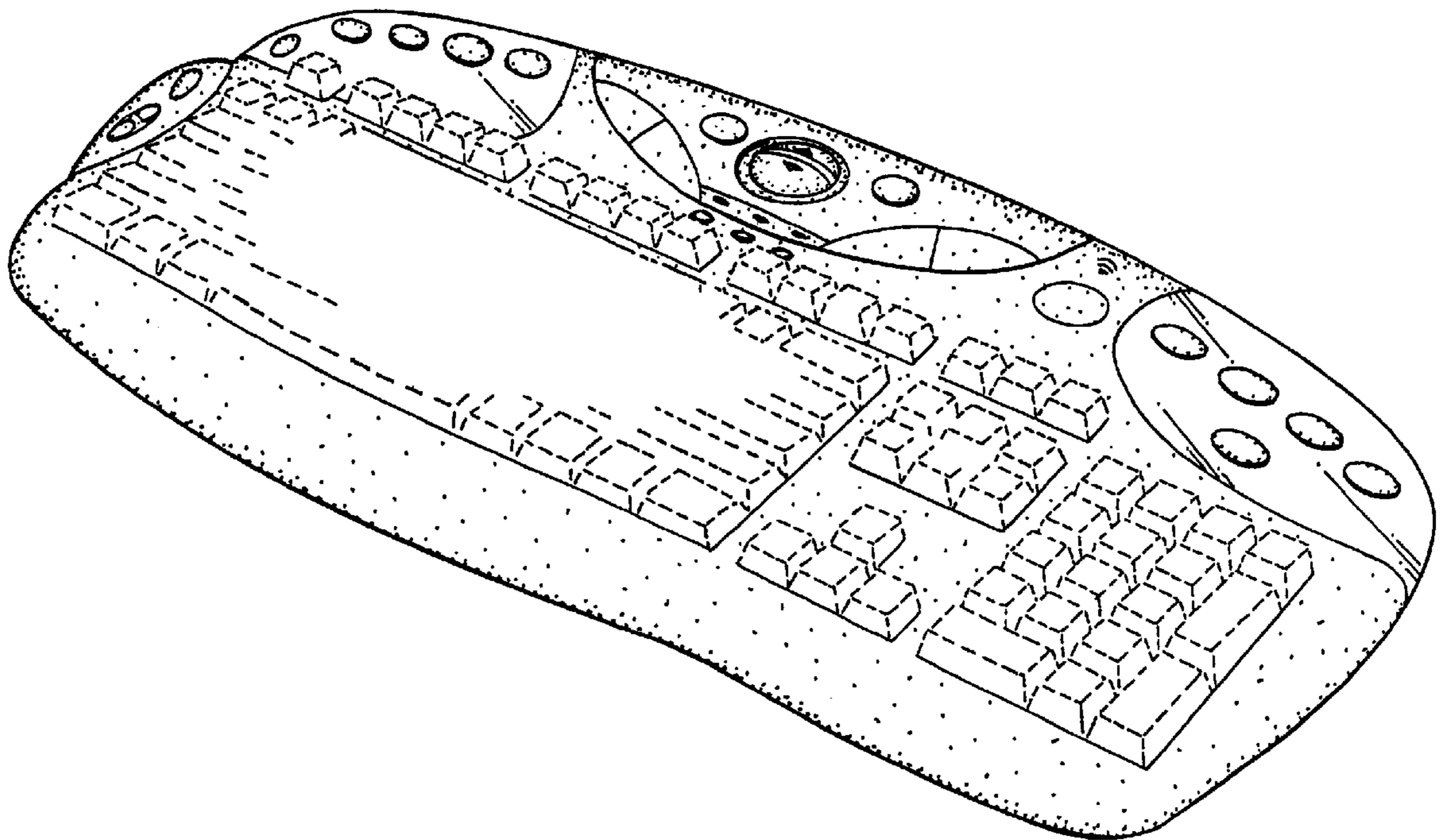
The phantom lining where utilized is for illustrative purposes only and is not intended to limit the claimed component design to the features shown in phantom.

(56) **References Cited**

**U.S. PATENT DOCUMENTS**

D376,592 S \* 12/1996 Tsai ..... D14/398

**1 Claim, 3 Drawing Sheets**



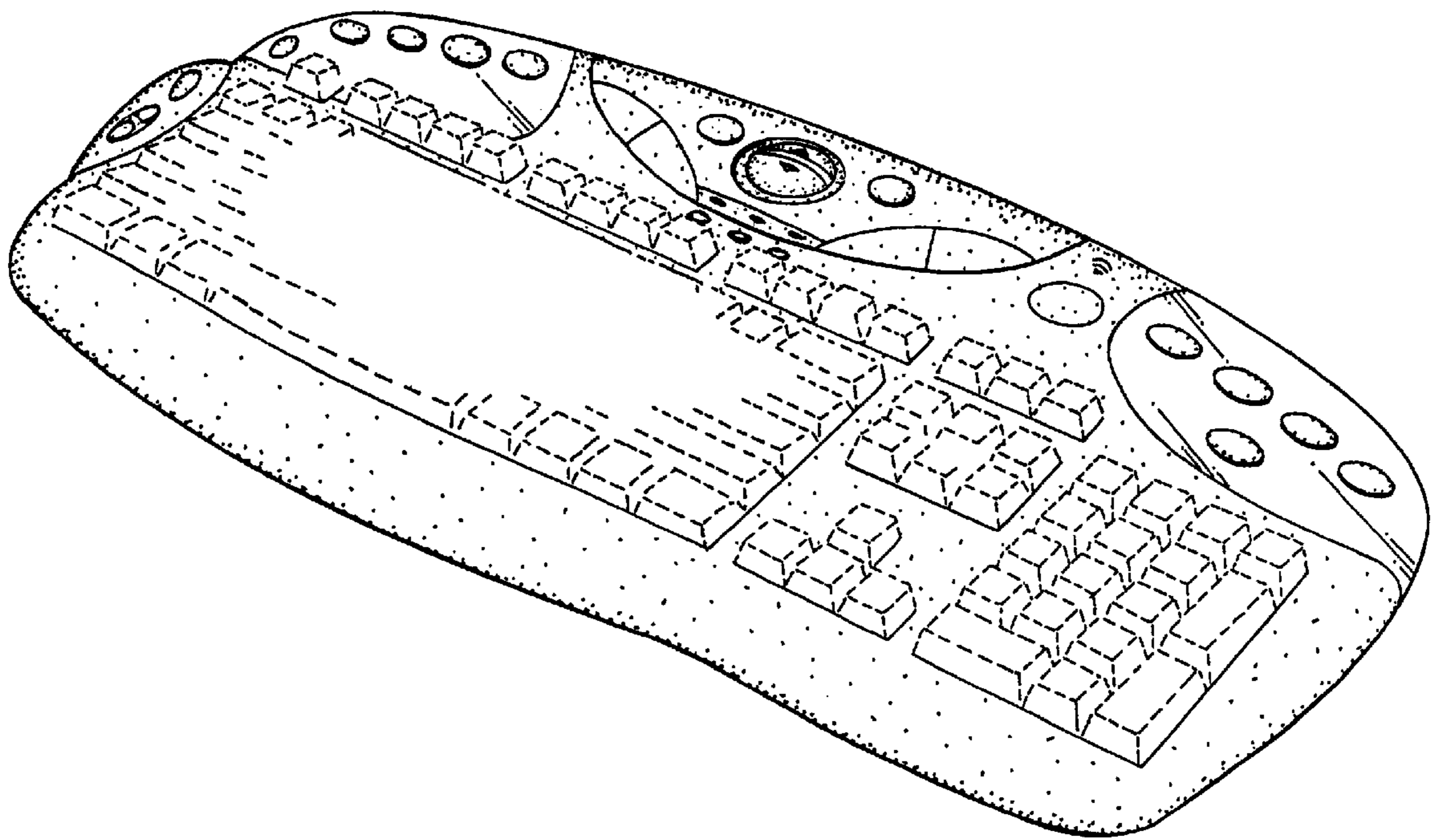


FIG. 1.




FIG. 4.

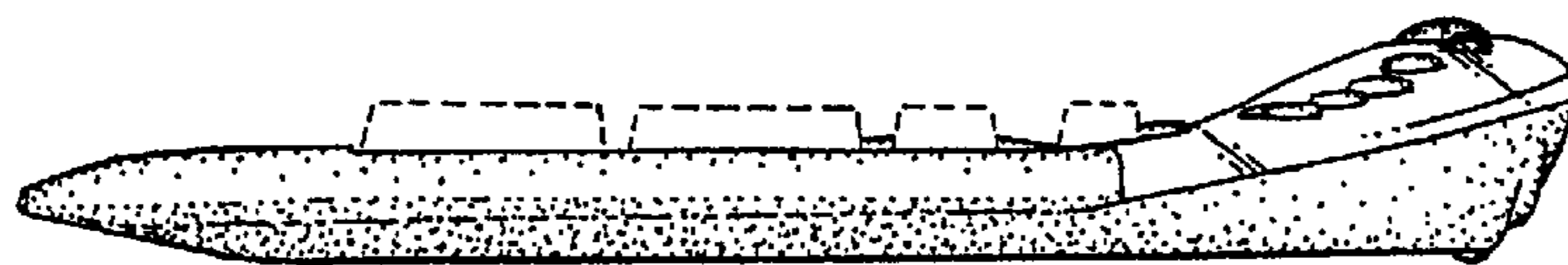


FIG. 5.

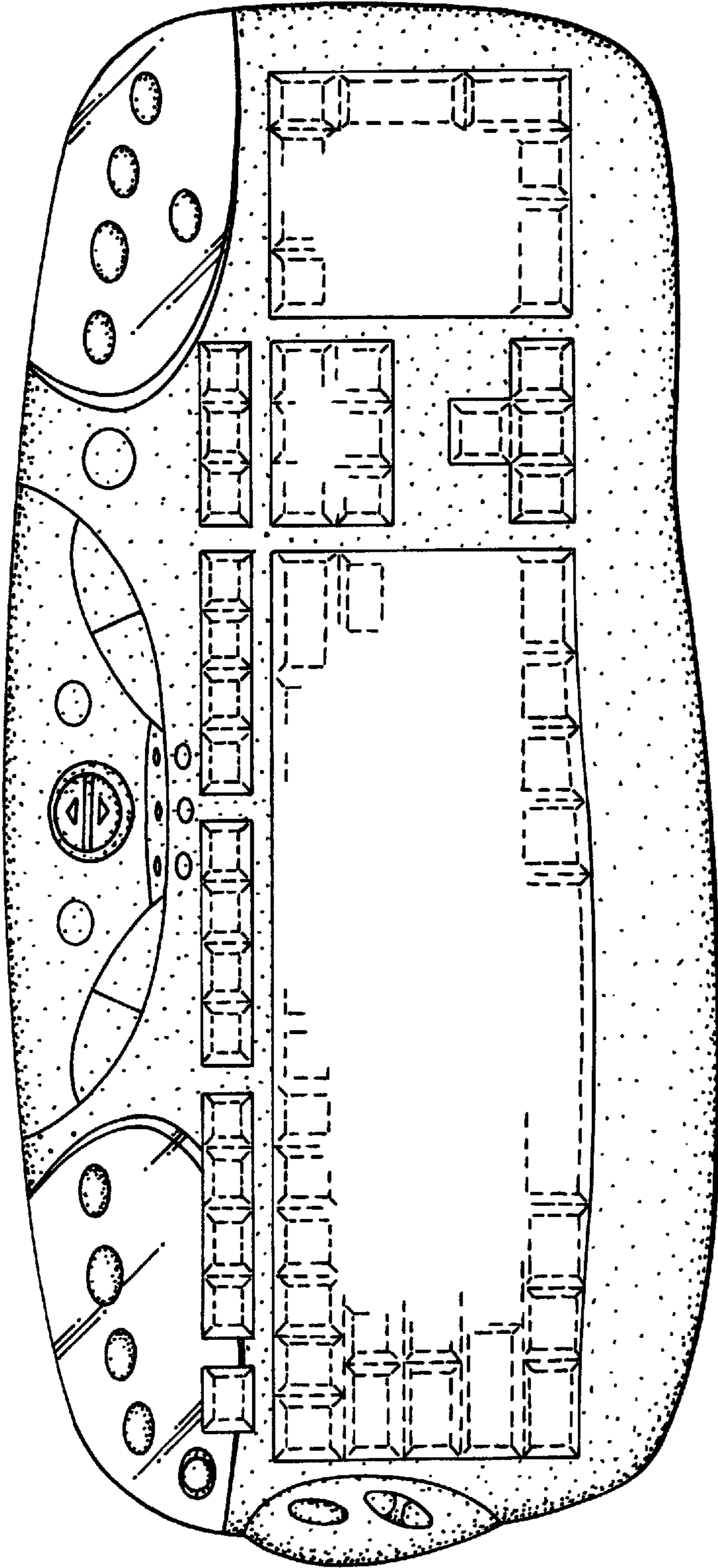


FIG. 2.

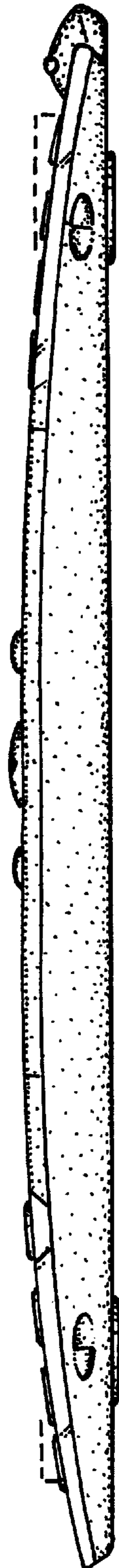
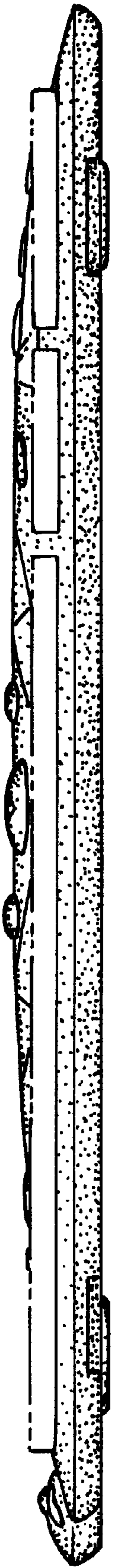
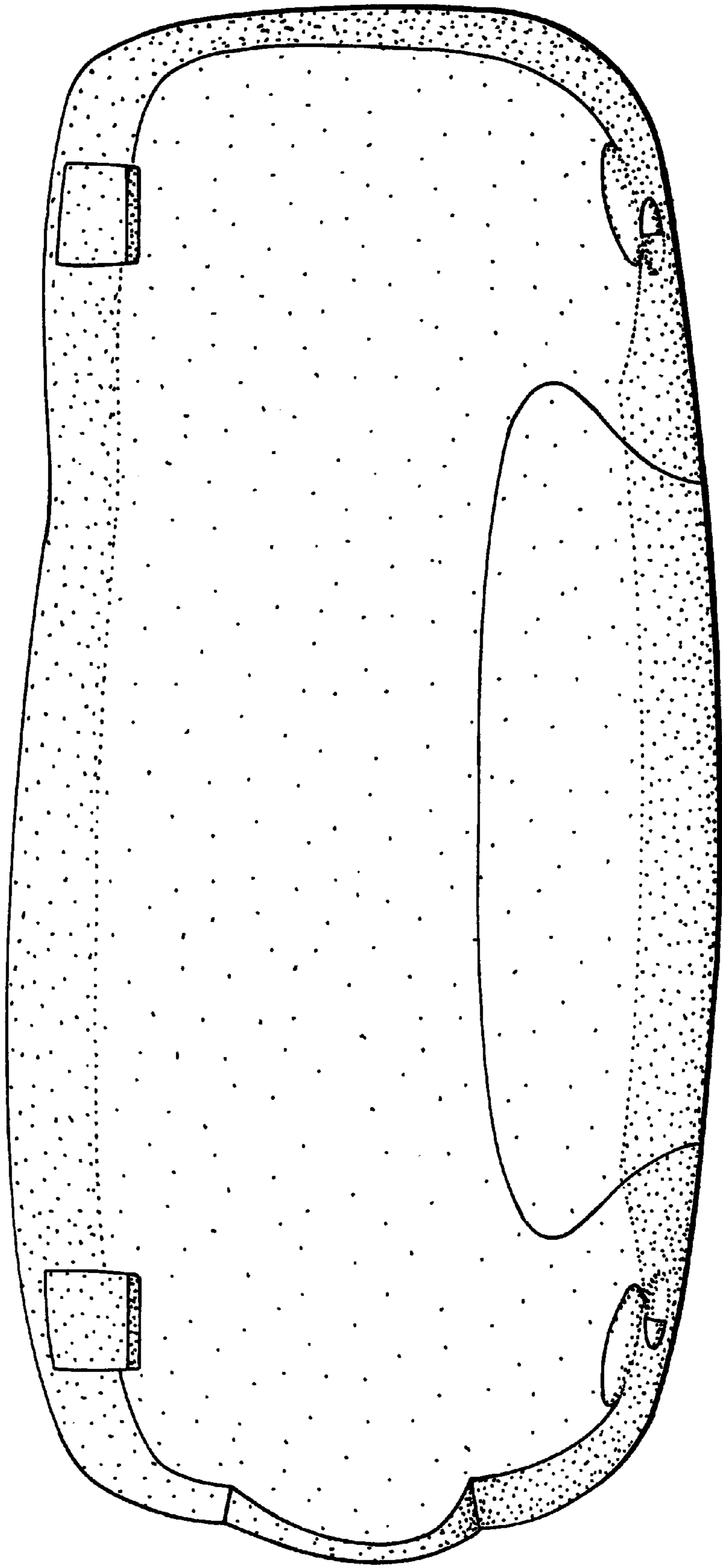


FIG. 3.



*FIG. 6.*



*FIG. 7.*