



US00D458605S

(12) **United States Design Patent**  
**Tritschler et al.**

(10) **Patent No.:** **US D458,605 S**

(45) **Date of Patent:** **\*\* Jun. 11, 2002**

(54) **KEYBOARD WITH ROLLER AND VOLUME DIAL**

D389,136 S \* 1/1998 Behar et al. .... D14/398  
D410,234 S \* 5/1999 Kelley et al. .... D14/398

(75) Inventors: **Keith J. Tritschler**, Sandyford (IE);  
**John Skeeahan**, Pully; **Denis Pavillard**,  
Renens, both of (CH)

\* cited by examiner

*Primary Examiner*—Freda Nunn

(74) *Attorney, Agent, or Firm*—Townsend and Townsend  
and Crew LLP

(73) Assignee: **Logitech Europe S.A.** (CH)

(\*\*) Term: **14 Years**

(57) **CLAIM**

The ornamental design for keyboard with roller and volume dial, as shown and described.

(21) Appl. No.: **29/136,590**

(22) Filed: **Feb. 1, 2001**

**DESCRIPTION**

(51) **LOC (7) Cl.** ..... **14-02**

(52) **U.S. Cl.** ..... **D14/398**

(58) **Field of Search** ..... D14/391, 392,  
D14/396-398; D18/1, 2, 7; 178/17 A, 17 C;  
200/5 A, 5 R, 6 A, 6 R; 235/145 A, 145 R;  
341/22, 23; 345/160, 168; 400/484-486,  
488, 489, 492

FIG. 1 is a perspective view of a keyboard with roller and volume dial showing our new design;  
FIG. 2 is a top plan view thereof;  
FIG. 3 is a rear elevational view thereof;  
FIG. 4 is a left side elevational view thereof;  
FIG. 5 is a right side elevational view thereof;  
FIG. 6 is a front elevational view thereof; and,  
FIG. 7 is a bottom plan view thereof.

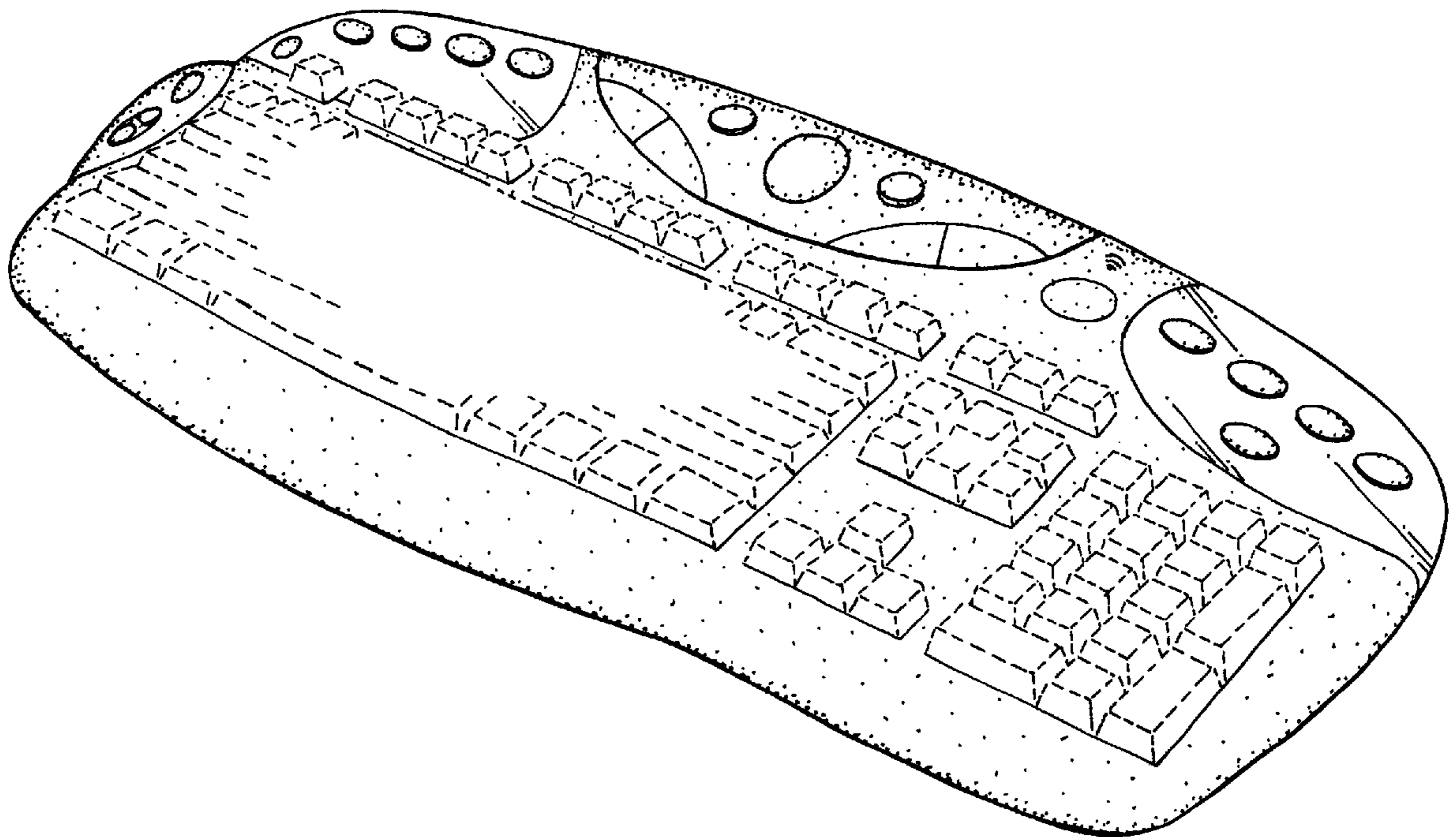
The broken lines are shown in the views for illustrative purposes only and form no part of the claimed design.

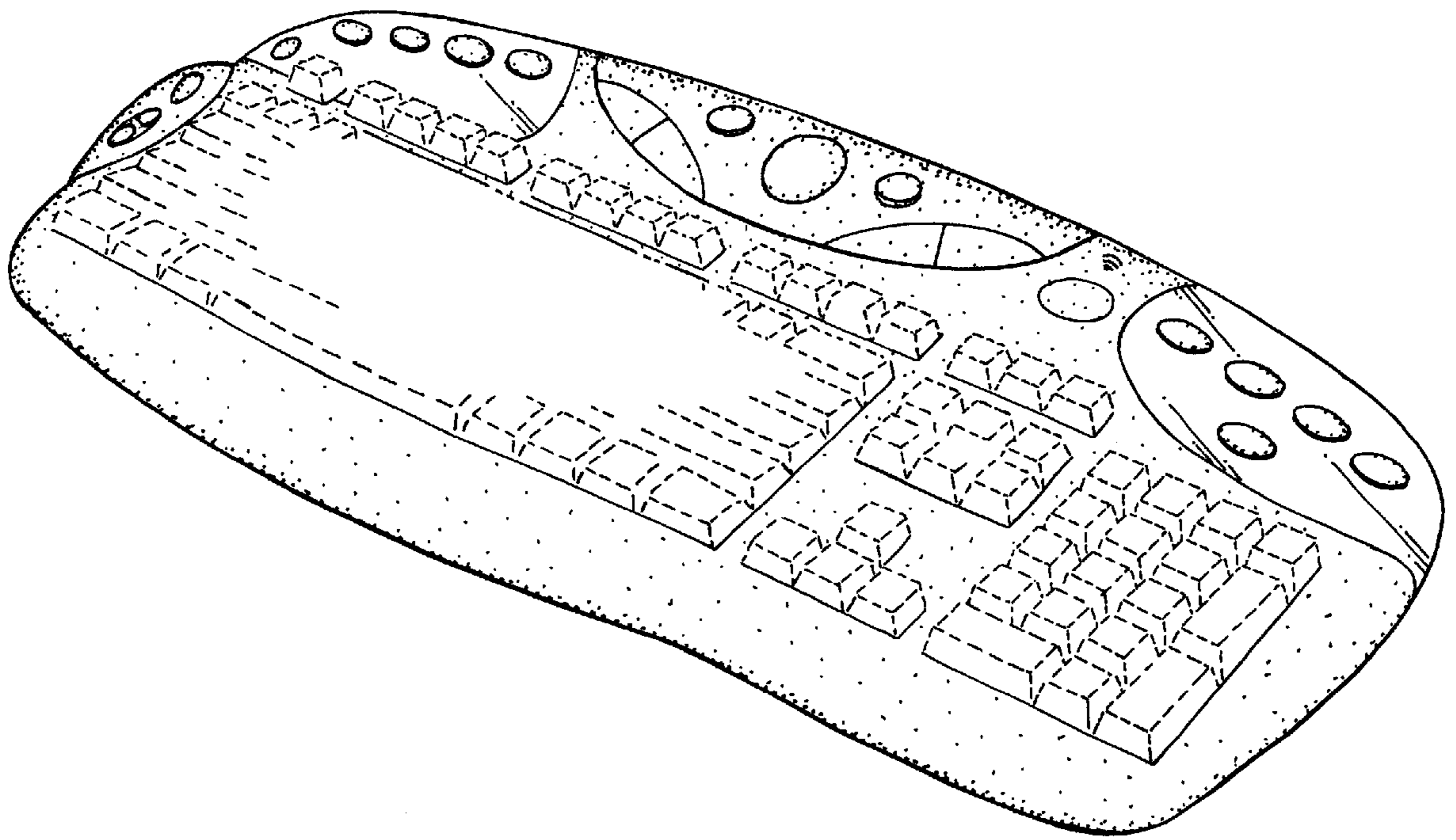
(56) **References Cited**

**U.S. PATENT DOCUMENTS**


D376,592 S \* 12/1996 Tsai ..... D14/398

**1 Claim, 3 Drawing Sheets**

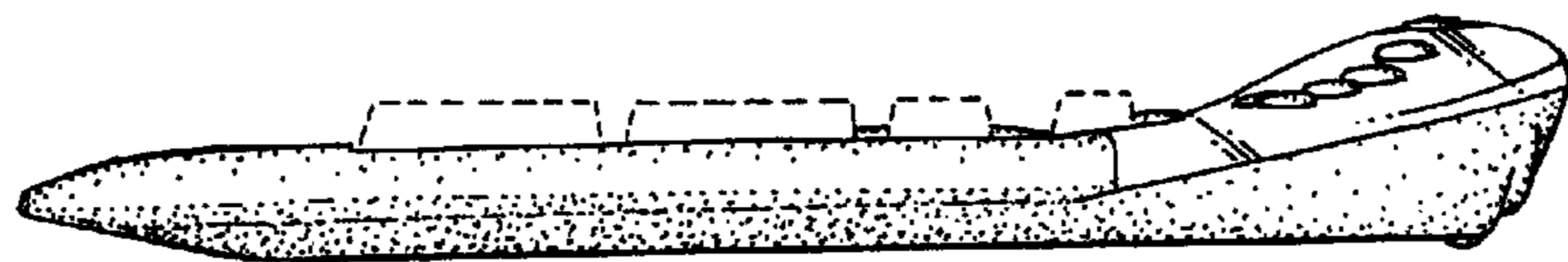




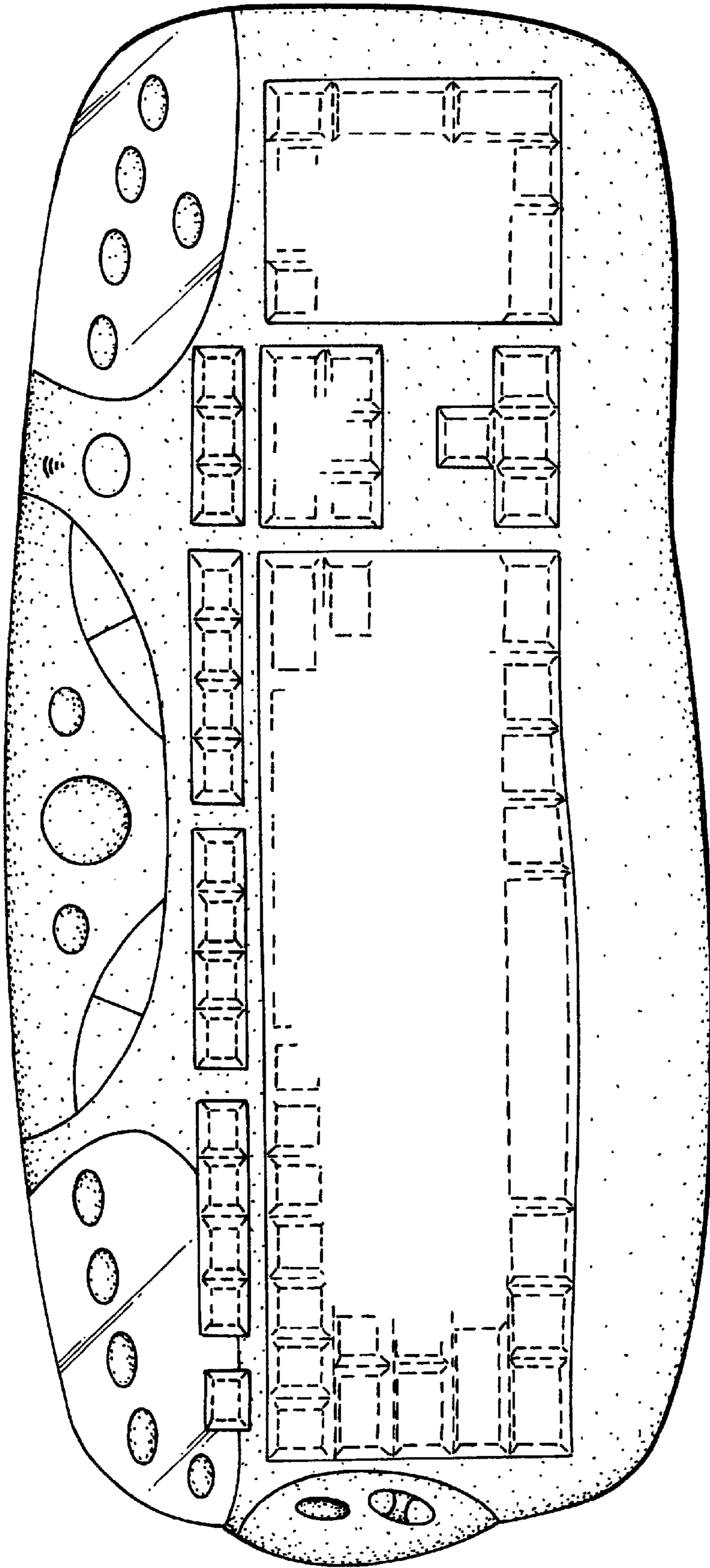
*FIG. 1.*



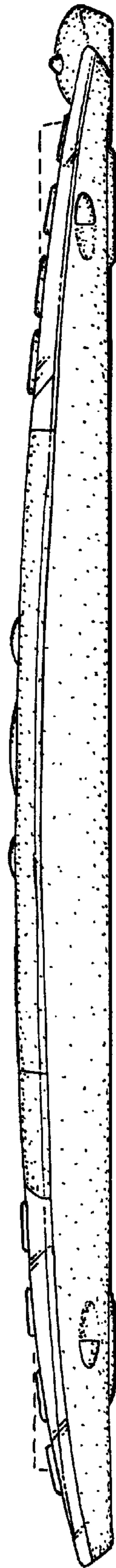
*FIG. 4.*



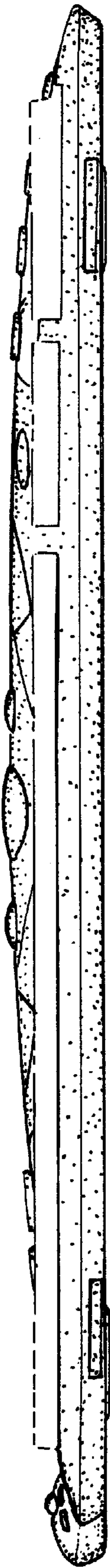
*FIG. 5.*



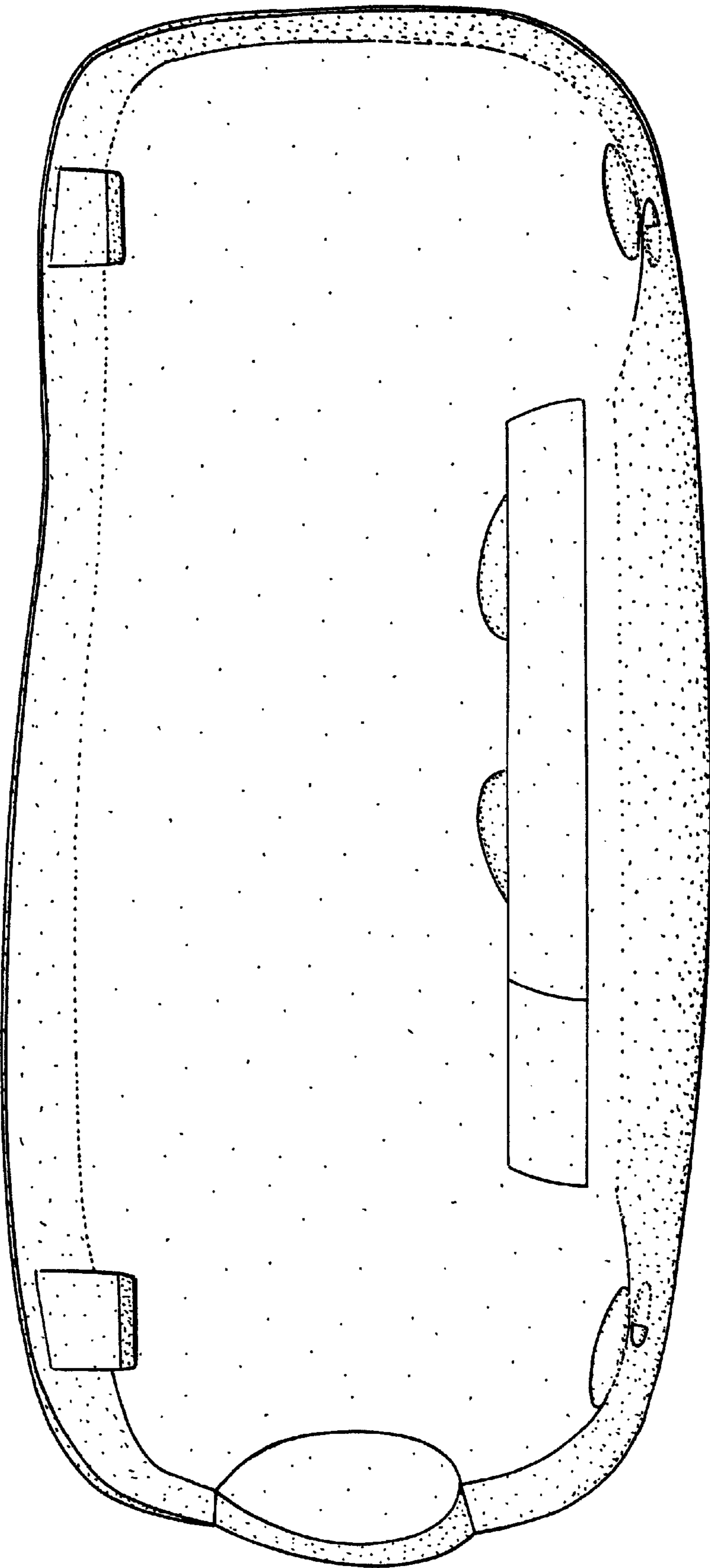
*FIG. 2.*



*FIG. 3.*



*FIG. 6.*



*FIG. 7.*