



US00D458595S

(12) **United States Design Patent**  
**Yin et al.**

(10) **Patent No.:** **US D458,595 S**

(45) **Date of Patent:** **\*\* Jun. 11, 2002**

(54) **CELLULAR PHONE**

(75) Inventors: **Chun-Hsiung Yin**, Tainan; **Shu-Fen Ke**, Taipei, both of (TW)

(73) Assignee: **Ben Q Corporation**, Taoyuan (TW)

(\*\*) Term: **14 Years**

(21) Appl. No.: **29/147,520**

(22) Filed: **Aug. 31, 2001**

(30) **Foreign Application Priority Data**

Jun. 11, 2001 (TW) ..... 090303860

(51) **LOC (7) Cl.** ..... **14-03**

(52) **U.S. Cl.** ..... **D14/138**

(58) **Field of Search** ..... D14/137, 138,  
D14/218, 147-148, 247-248, 144, 341-347;  
379/433.01-433.13, 419, 434, 428.01-428.04,  
420.01-420.04, 440; 455/550-575, 90

(56) **References Cited**

**U.S. PATENT DOCUMENTS**

D407,701 S	*	4/1999	Chintala et al.	.....	D14/138
D407,719 S	*	4/1999	Nagano et al.	.....	D14/138
D407,722 S	*	4/1999	Nagano et al.	.....	D14/138
D410,000 S	*	5/1999	Nuovo	.....	D14/138
D419,994 S	*	2/2000	Curtis et al.	.....	D14/138
D421,004 S	*	2/2000	Curtis	.....	D14/138
6,108,416 A	*	8/2000	Collin et al.	.....	379/433.03

D433,398 S	*	11/2000	Meyer et al.	.....	D14/138
D434,016 S	*	11/2000	Hunt	.....	D14/138
D436,583 S	*	1/2001	Newby et al.	.....	D14/138
D436,938 S	*	1/2001	Won	.....	D14/138
D437,301 S	*	2/2001	Meyer	.....	D14/138
D439,230 S	*	3/2001	Braxton et al.	.....	D14/138
D440,952 S	*	4/2001	Carvalho	.....	D14/138
D440,953 S	*	4/2001	Omran et al.	.....	D14/138
D445,770 S	*	7/2001	Yang	.....	D14/138
D446,509 S	*	8/2001	Chiu	.....	D14/138
D447,126 S	*	8/2001	Carvalho	.....	D14/138
D449,588 S	*	10/2001	Park	.....	D14/138

\* cited by examiner

*Primary Examiner*—Jeffrey Asch

(74) *Attorney, Agent, or Firm*—Rabin & Berdo, P.C.

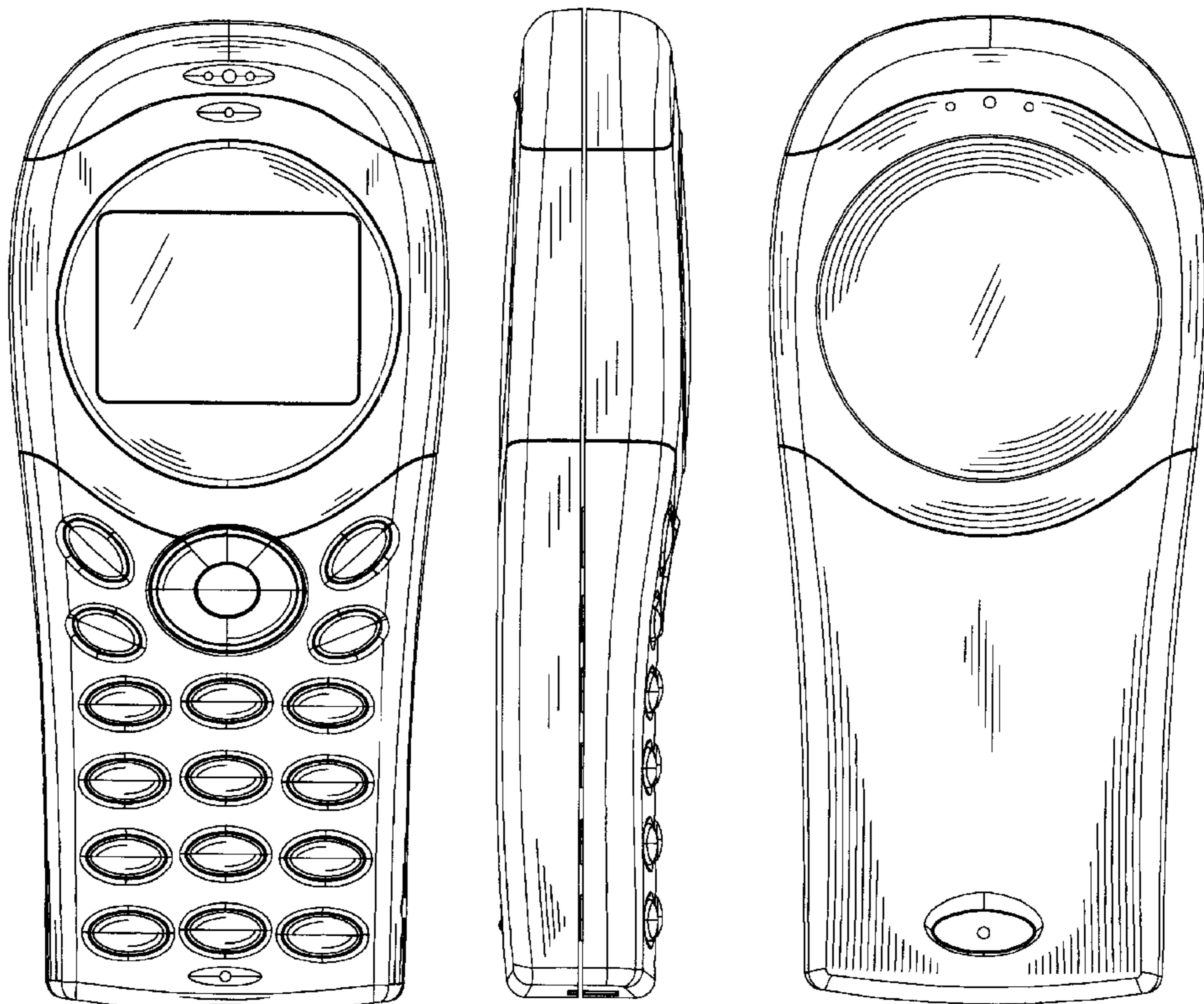
(57) **CLAIM**

The ornamental design for a cellular phone, as shown and described.

**DESCRIPTION**

FIG. 1 is the perspective view of a cellular phone showing my new design;  
FIG. 2 is the front view thereof;  
FIG. 3 is the left side view thereof;  
FIG. 4 is the right side view thereof;  
FIG. 5 is the top view thereof;  
FIG. 6 is the bottom view thereof; and,  
FIG. 7 is the rear view thereof.

**1 Claim, 7 Drawing Sheets**



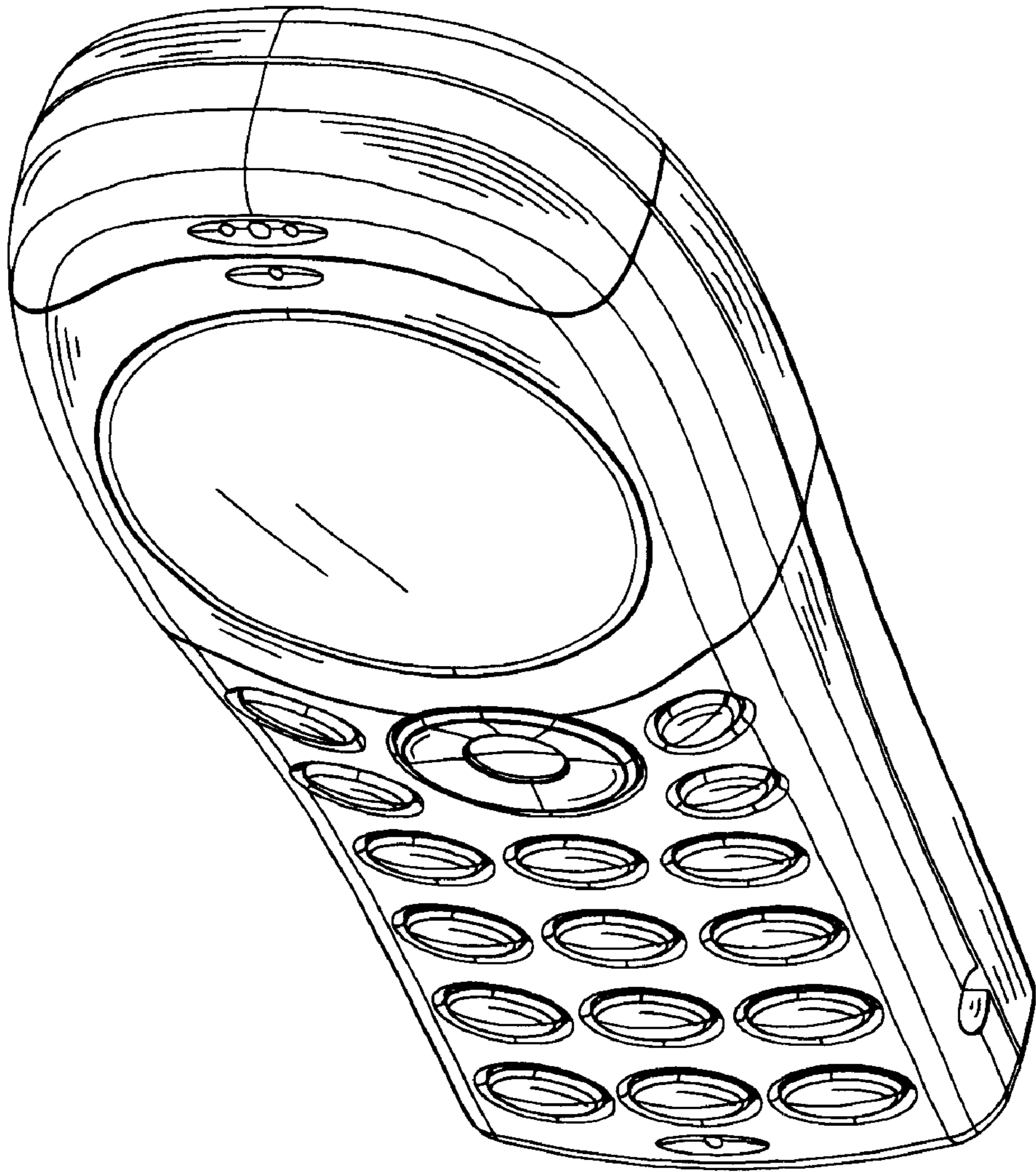


FIG. 1

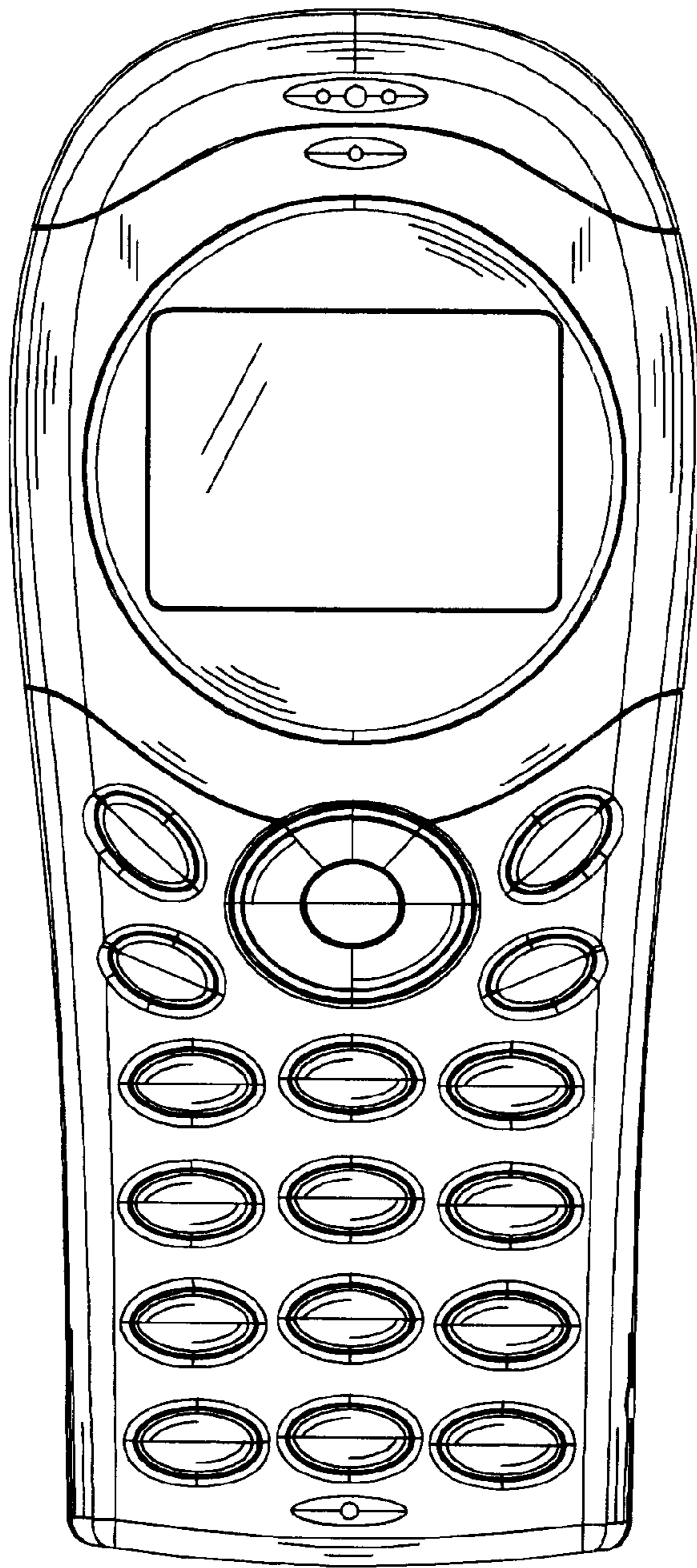


FIG. 2

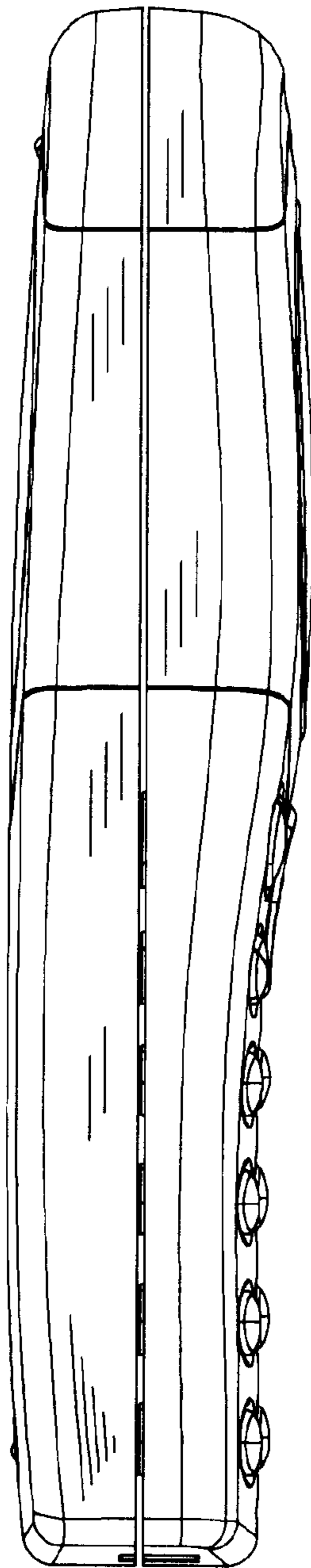


FIG. 3






FIG. 4

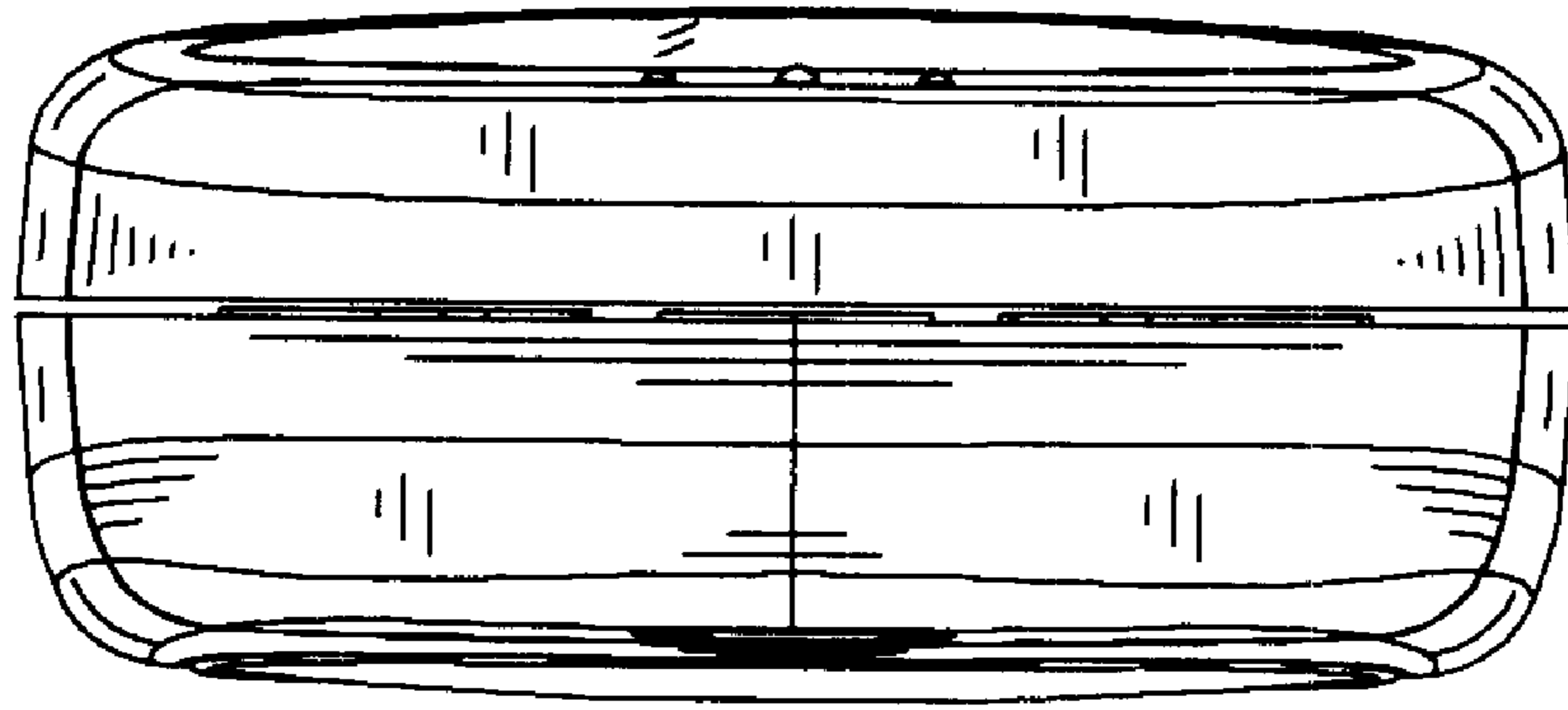


FIG. 5




FIG. 6

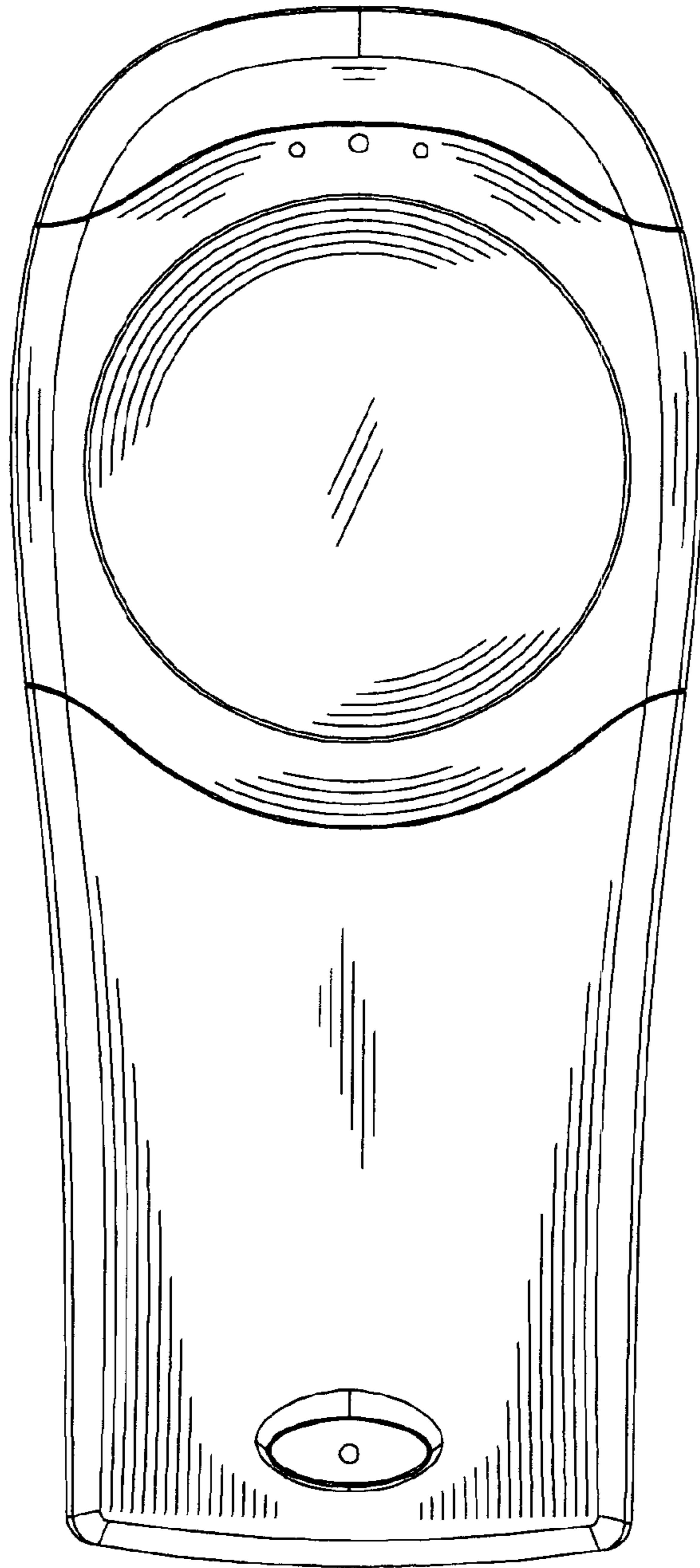


FIG. 7



UNITED STATES PATENT AND TRADEMARK OFFICE  
**CERTIFICATE OF CORRECTION**

PATENT NO. : Des. 458,595 S  
DATED : June 11, 2002  
INVENTOR(S) : Chun-Hsiung Yin et al.

Page 1 of 1

It is certified that error appears in the above-identified patent and that said Letters Patent is hereby corrected as shown below:

Title page,

Item [73], Assignee, change "Ben Q Corporation" to -- Benq Corporation --.

Signed and Sealed this

Seventeenth Day of September, 2002

*Attest:*



*Attesting Officer*

JAMES E. ROGAN  
*Director of the United States Patent and Trademark Office*