



US00D458594S

(12) **United States Design Patent**
Jang

(10) **Patent No.:** **US D458,594 S**

(45) **Date of Patent:** **** Jun. 11, 2002**

(54) **CELLULAR PHONE**

(75) **Inventor:** **In Won Jang, Koyang (KR)**

(73) **Assignee:** **LG Electronics Inc., Seoul (KR)**

(**) **Term:** **14 Years**

(21) **Appl. No.:** **29/141,752**

(22) **Filed:** **May 14, 2001**

(51) **LOC (7) Cl. 14-03**

(52) **U.S. Cl. D14/138**

(58) **Field of Search** D14/137, 138,
D14/218, 147-148, 247-248, 144, 341-347;
379/433.01-433.13, 419, 434, 428.01-428.04,
420.01-420.04, 440; 455/550-575, 90

(56) **References Cited**

U.S. PATENT DOCUMENTS

D408,030 S	*	4/1999	Richards et al.	D14/138
D425,503 S	*	5/2000	Nagele et al.	D14/138
D429,709 S	*	8/2000	Nagele et al.	D14/138
D432,510 S	*	10/2000	Hyun	D14/138
D434,402 S	*	11/2000	Lee	D14/138
D439,572 S	*	3/2001	Kang	D14/138
D440,955 S	*	4/2001	Tanaka et al.	D14/138
6,230,028 B1	*	5/2001	Shirakawa	455/566
D443,865 S	*	6/2001	Kim	D14/138
D445,101 S	*	7/2001	Lee et al.	D14/138
D445,410 S	*	7/2001	Yoo et al.	D14/138
D445,412 S	*	7/2001	Lee et al.	D14/138
D445,413 S	*	7/2001	Yano	D14/138
6,254,249 B1	*	7/2001	Kim et al.	362/109
D446,199 S	*	8/2001	Xu et al.	D14/138

D446,201 S	*	8/2001	Kim	D14/138
D447,128 S	*	8/2001	Lee et al.	D14/138
D447,741 S	*	9/2001	Lee et al.	D14/138
D448,745 S	*	10/2001	Kim	D14/138
D449,284 S	*	10/2001	Kim et al.	D14/138
6,311,077 B1	*	10/2001	Bien	455/566

* cited by examiner

Primary Examiner—Jeffrey Asch

(74) *Attorney, Agent, or Firm*—Birch, Stewart, Kolasch & Birch, LLP

(57) **CLAIM**

The ornamental design for a cellular phone, as shown and described.

DESCRIPTION

FIG. 1 is a perspective view for the cellular phone of the present invention;
 FIG. 2 is a front elevational view of the cellular phone of the present invention;
 FIG. 3 is a rear elevational view of the cellular phone of the present invention;
 FIG. 4 is a left side view of the cellular phone of the present invention;
 FIG. 5 is a right side view of the cellular phone of the present invention;
 FIG. 6 is a top plan view of the cellular phone of the present invention;
 FIG. 7 is a bottom view of the cellular phone of the present invention; and,
 FIG. 8 is a view of the cellular phone of the present invention in an operative, open position.

1 Claim, 4 Drawing Sheets



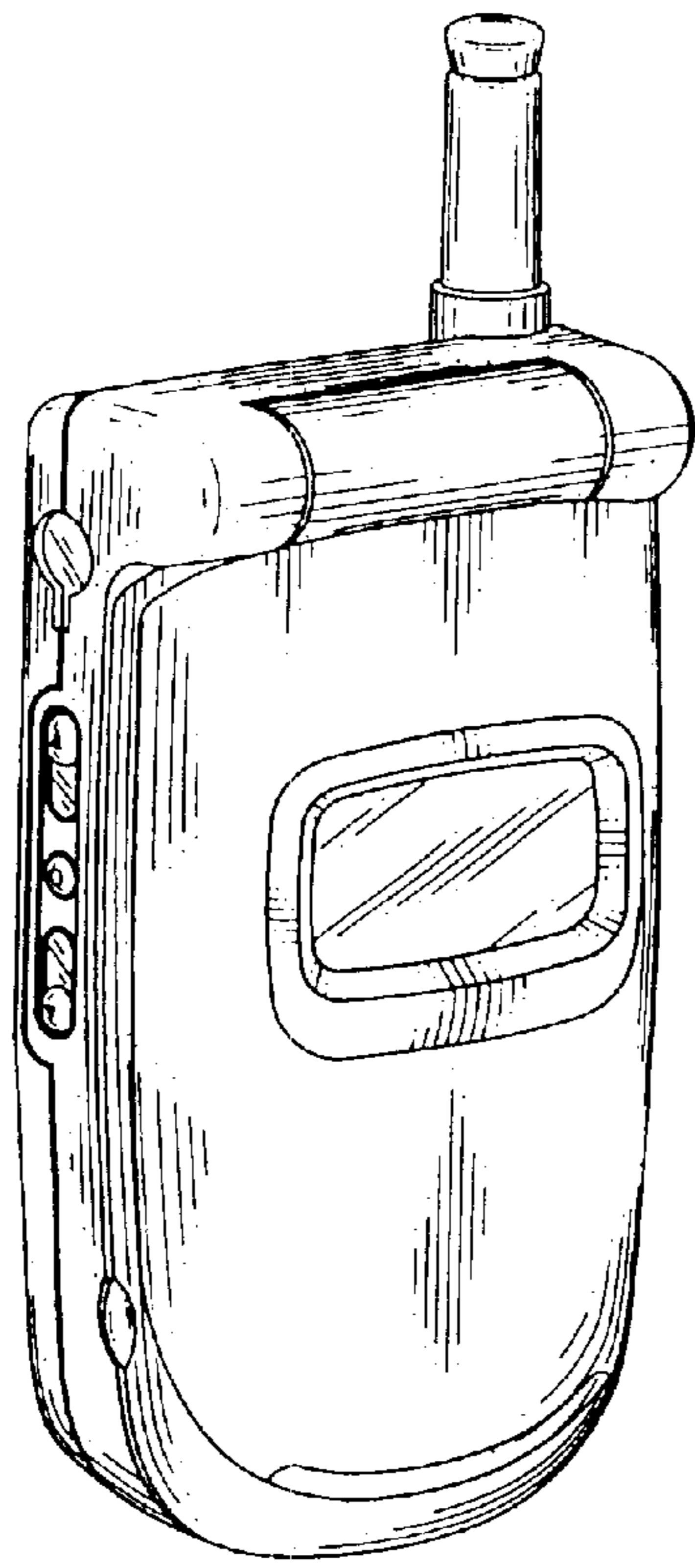


FIG. 1

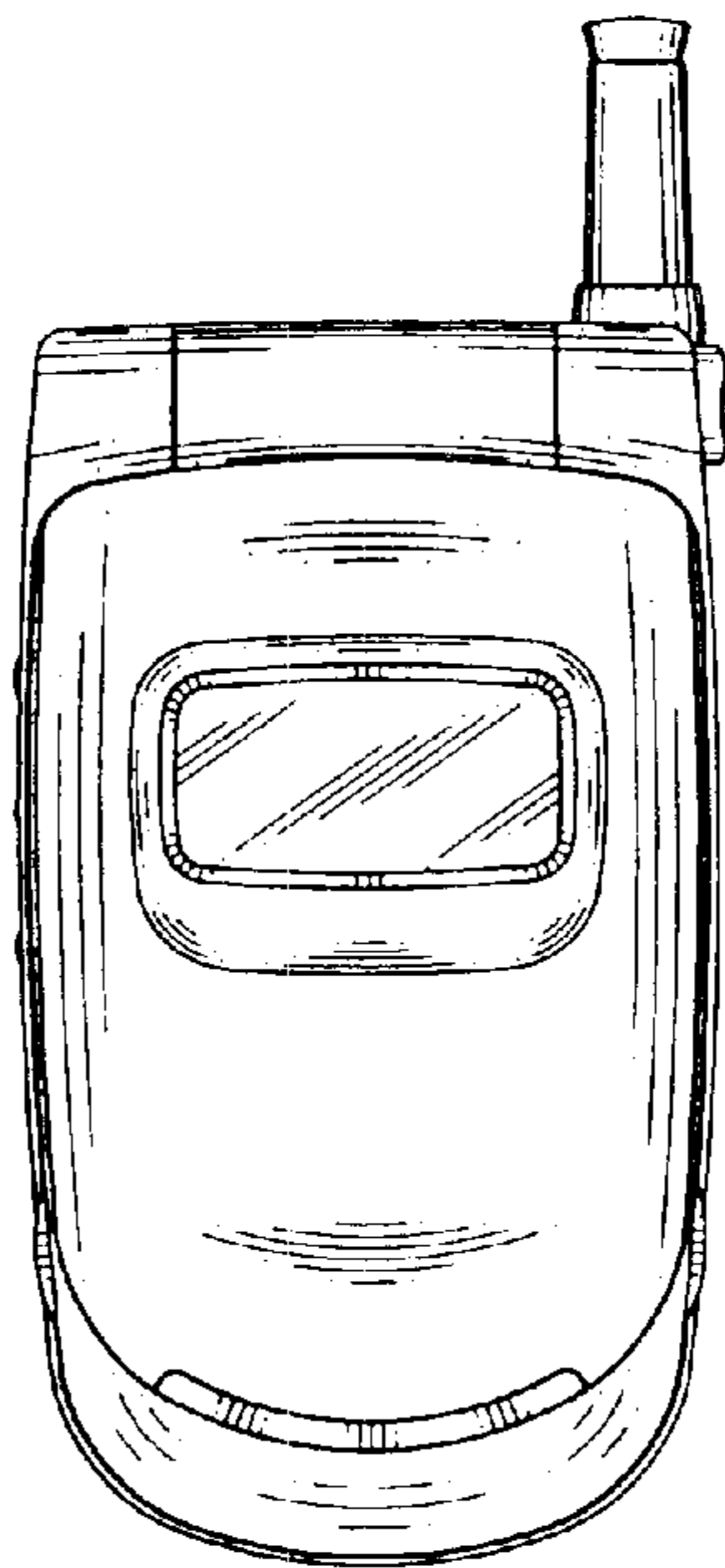


FIG. 2

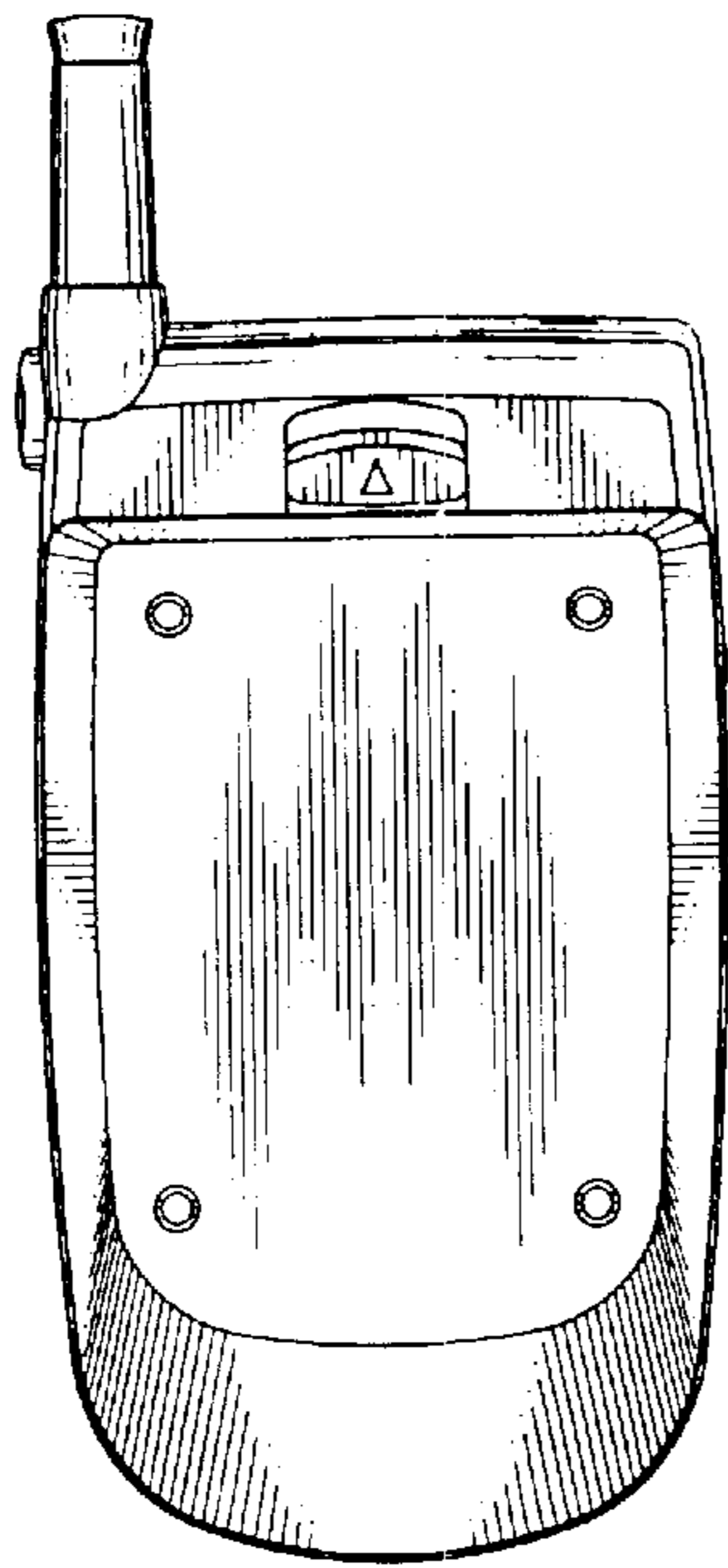


FIG. 3

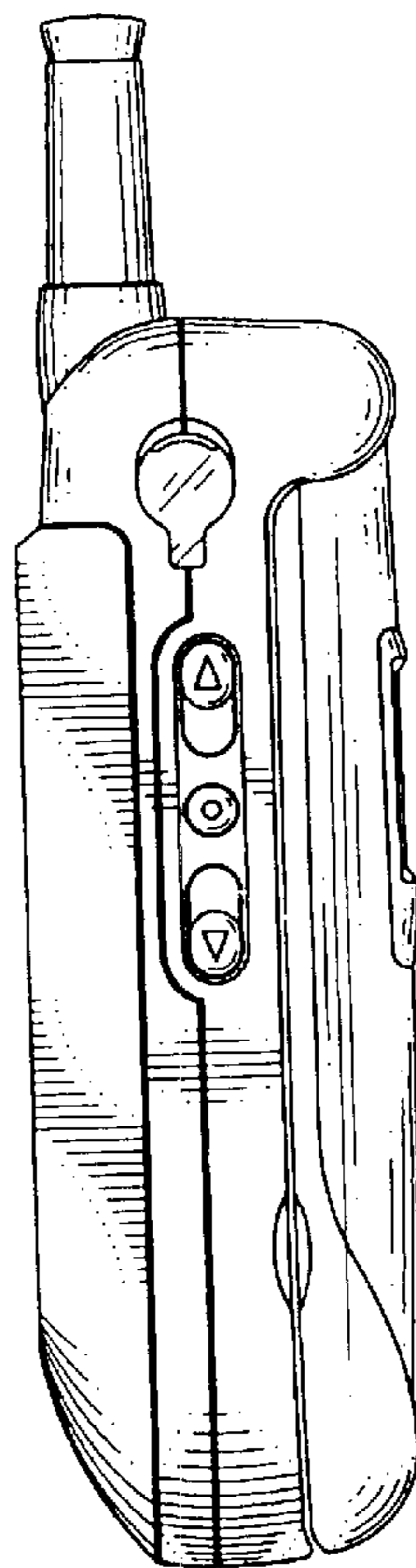


FIG. 4

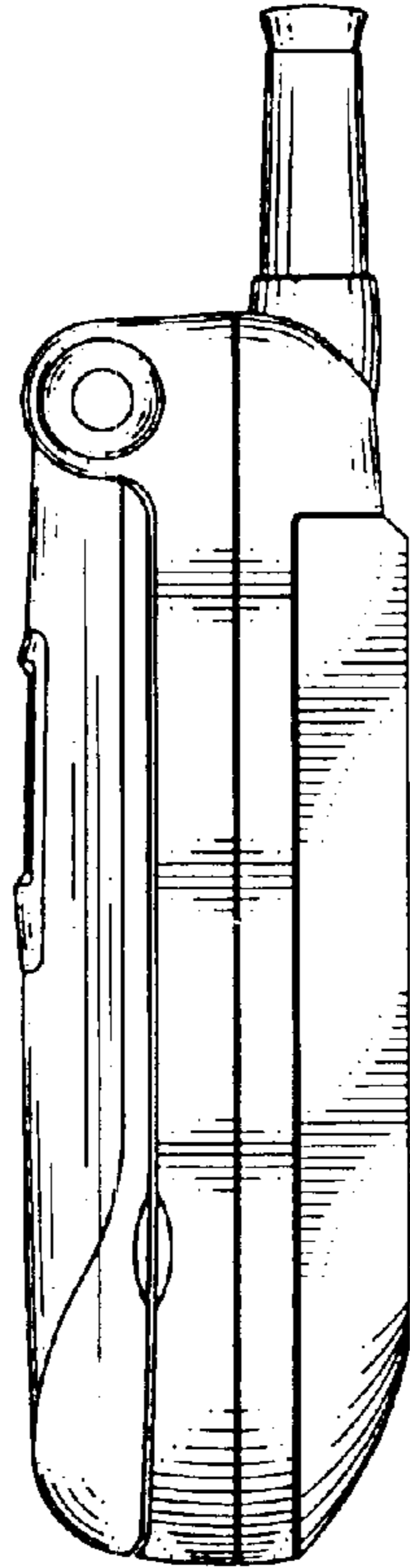


FIG. 5

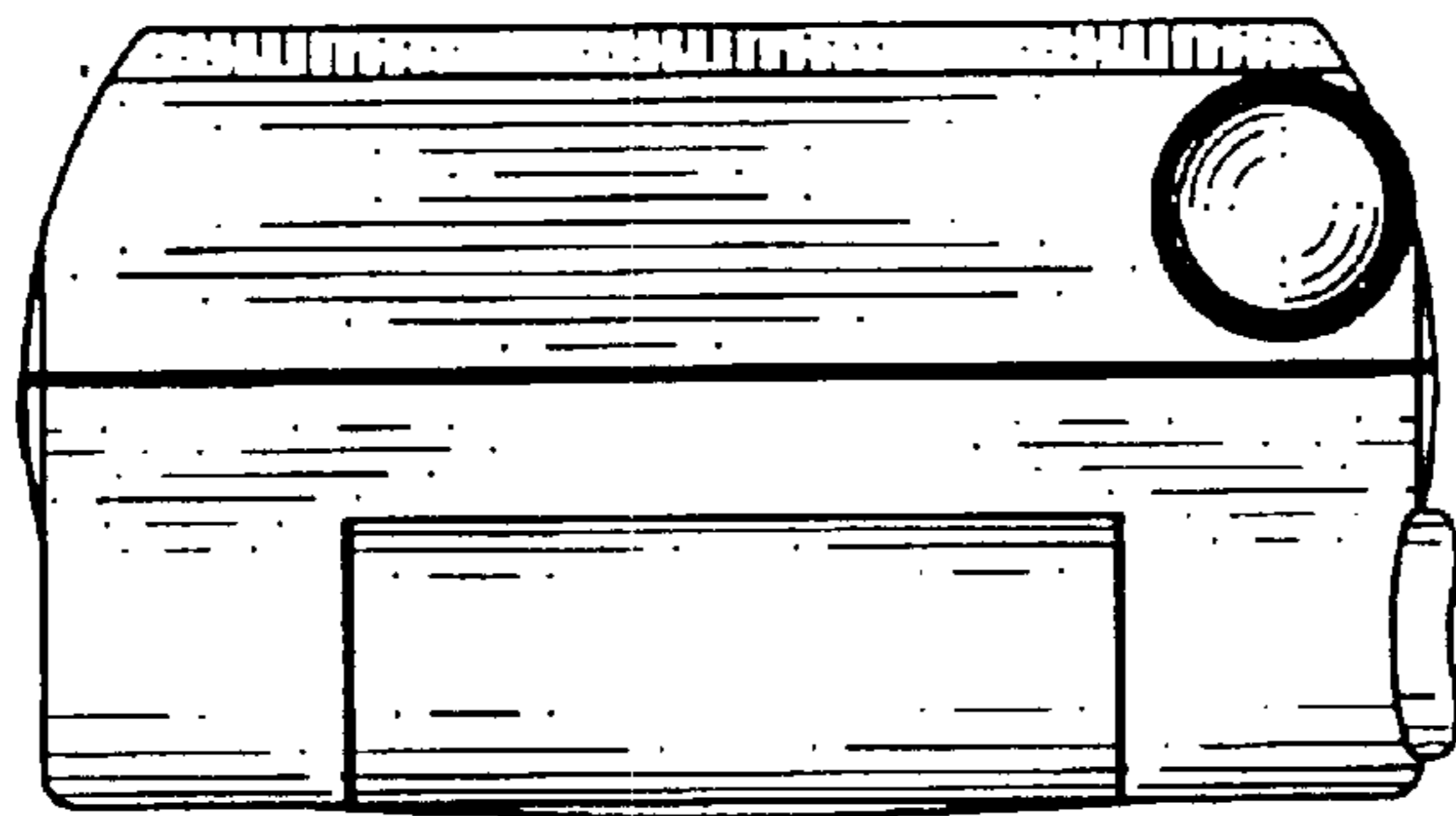


FIG. 6

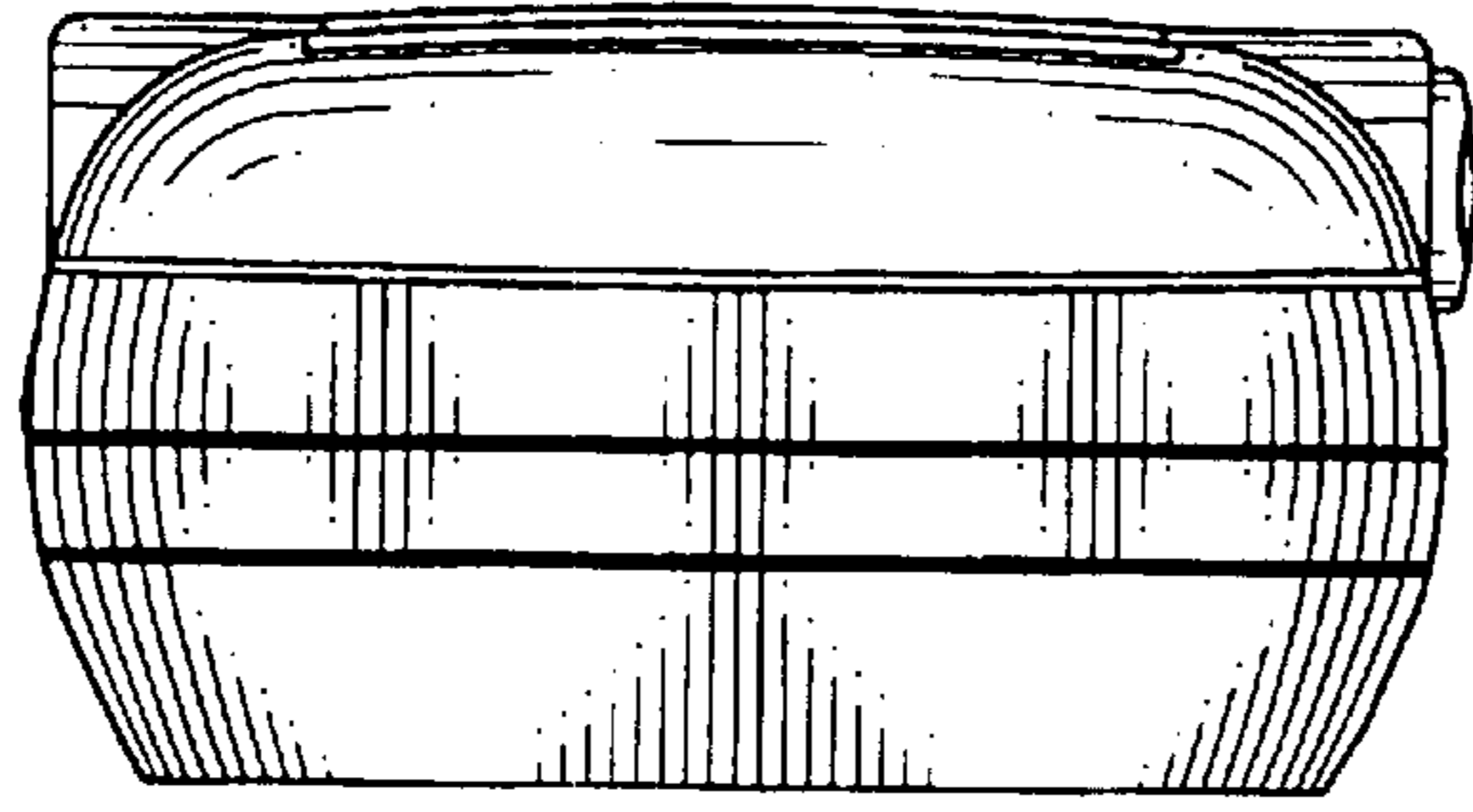


FIG. 7

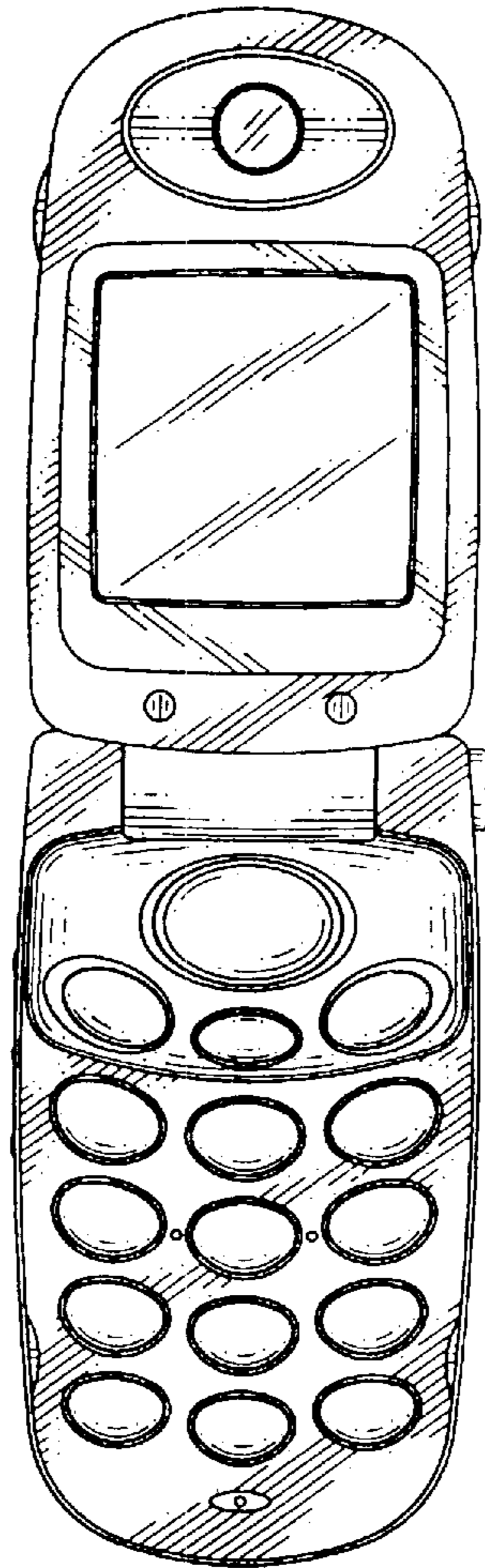


FIG. 8