



US00D458584S

(12) **United States Design Patent**
Young et al.

(10) **Patent No.:** **US D458,584 S**

(45) **Date of Patent:** **** Jun. 11, 2002**

(54) **TIRE TREAD**

(75) Inventors: **Austin Gale Young**, Copley; **Walter Lee Welker**, Akron; **Thomas Stephen Warchol**, Broadview Heights; **Pedro Yap**, Stow; **Rakesh Reddy Gummalla**, Akron, all of OH (US)

(73) Assignee: **The Goodyear Tire & Rubber Company**, Akron, OH (US)

(**) Term: **14 Years**

(21) Appl. No.: **29/146,431**

(22) Filed: **Aug. 9, 2001**

(51) **LOC (7) Cl.** **12-15**

(52) **U.S. Cl.** **D12/600**

(58) **Field of Search** D12/531, 579, D12/588, 594, 595, 600, 601, 605, 900, 901; 152/209.1, 209.12, 209.16, 209.17, 209.25, 523, 524

(56) **References Cited**

U.S. PATENT DOCUMENTS

4,676,290 A	6/1987	Tansei et al.	152/209 R
D315,124 S	* 3/1991	Baus	D12/588
5,287,905 A	2/1994	Caretta et al.	152/209 R
5,327,953 A	7/1994	Ichiki	152/209 R
5,361,816 A	11/1994	Hitzky	152/209 R
5,407,005 A	4/1995	Consolacion et al. ...	152/209 A
5,524,686 A	6/1996	Takada et al.	152/209 R
5,580,404 A	12/1996	Hitzky	152/209 R
D384,608 S	10/1997	Schuster	D12/146
D387,713 S	* 12/1997	Lassan et al.	D12/600
D388,040 S	12/1997	de Barsy	D12/147
D390,173 S	2/1998	Aoki	D12/147
5,814,169 A	9/1998	Yamaguchi et al.	152/209 R
5,824,169 A	10/1998	Landers et al.	152/209 R
D402,932 S	12/1998	Gillard et al.	D12/142
5,896,905 A	4/1999	Lurois	152/209.23
D410,420 S	* 6/1999	De Barsy	D12/600
5,909,756 A	6/1999	Miyazaki	152/209 R

5,918,654 A	7/1999	Bossut	152/209.14
D414,449 S	9/1999	Schuster	D12/146
D419,118 S	* 1/2000	Lassan et al.	D12/600
D420,956 S	2/2000	Rodicq et al.	D12/147
D423,995 S	5/2000	Gillard et al.	D12/142
6,102,092 A	8/2000	Radulescu	152/209.19
D449,802 S	* 10/2001	Allison et al.	D12/601

OTHER PUBLICATIONS

Medalist Winter King Tire, 2000 Tread Design Guide, Jan. 2000, p. 46. 2/3.*
Dayton Timberline L/T Tire, 2000 Tread Design Guide, Jan. 2000, p. 85. 1/5.*
Futura Scrambler Tire, 2000 Tread Design Guide, Jan. 2000, p. 90. 4/3.*
Maragoni SK 711 System Retread Tire, 2000 Tread Design Guide, Jan. 2000, p. 230. 1/4.*
Maxxis 752 Tire, Tire Review Magazine, Bottom right Center Illustration. May 1999, back cover.*

* cited by examiner

Primary Examiner—Robert M. Spear

(74) *Attorney, Agent, or Firm*—David L. King

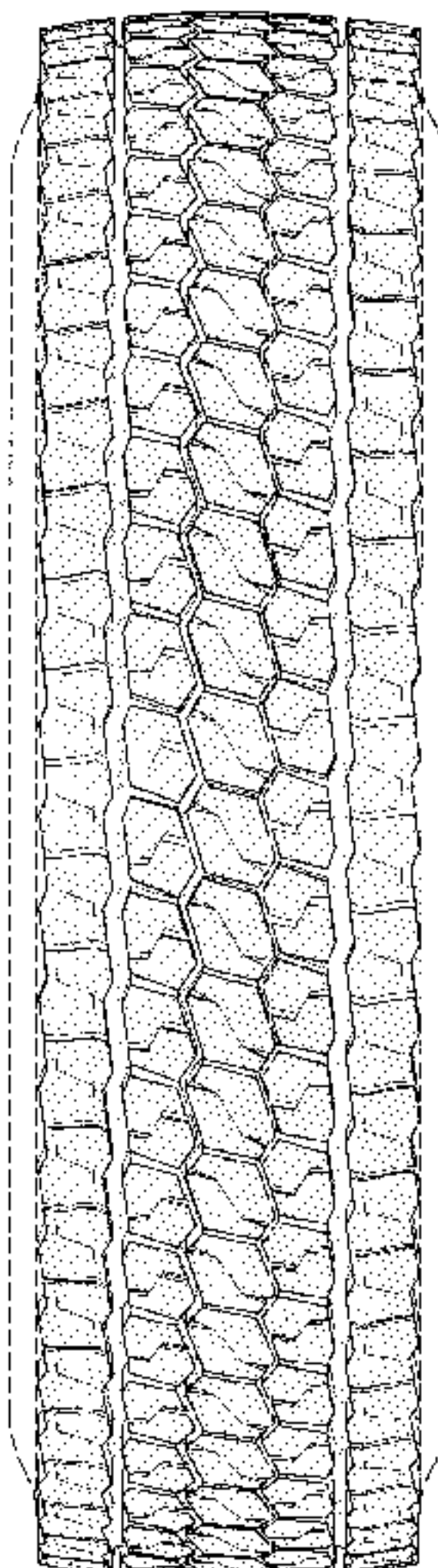
(57) **CLAIM**

The ornamental design for a tire tread, as shown and described.

DESCRIPTION

FIG. 1 is a perspective view of a tire tread showing our new design, it being understood that the pattern repeats uniformly throughout the circumference of the tread;
FIG. 2 is a front elevational view thereof;
FIG. 3 is a side elevational view thereof, the opposite side elevational view being identical thereto; and,
FIG. 4 is an enlarged fragmentary perspective view.
In the drawings, the broken lines defining the sidewall and inner bead of the tire and the peripheral boundary between the tire tread and the sidewall are for illustrative purposes only and form no part of the claimed design.

1 Claim, 4 Drawing Sheets



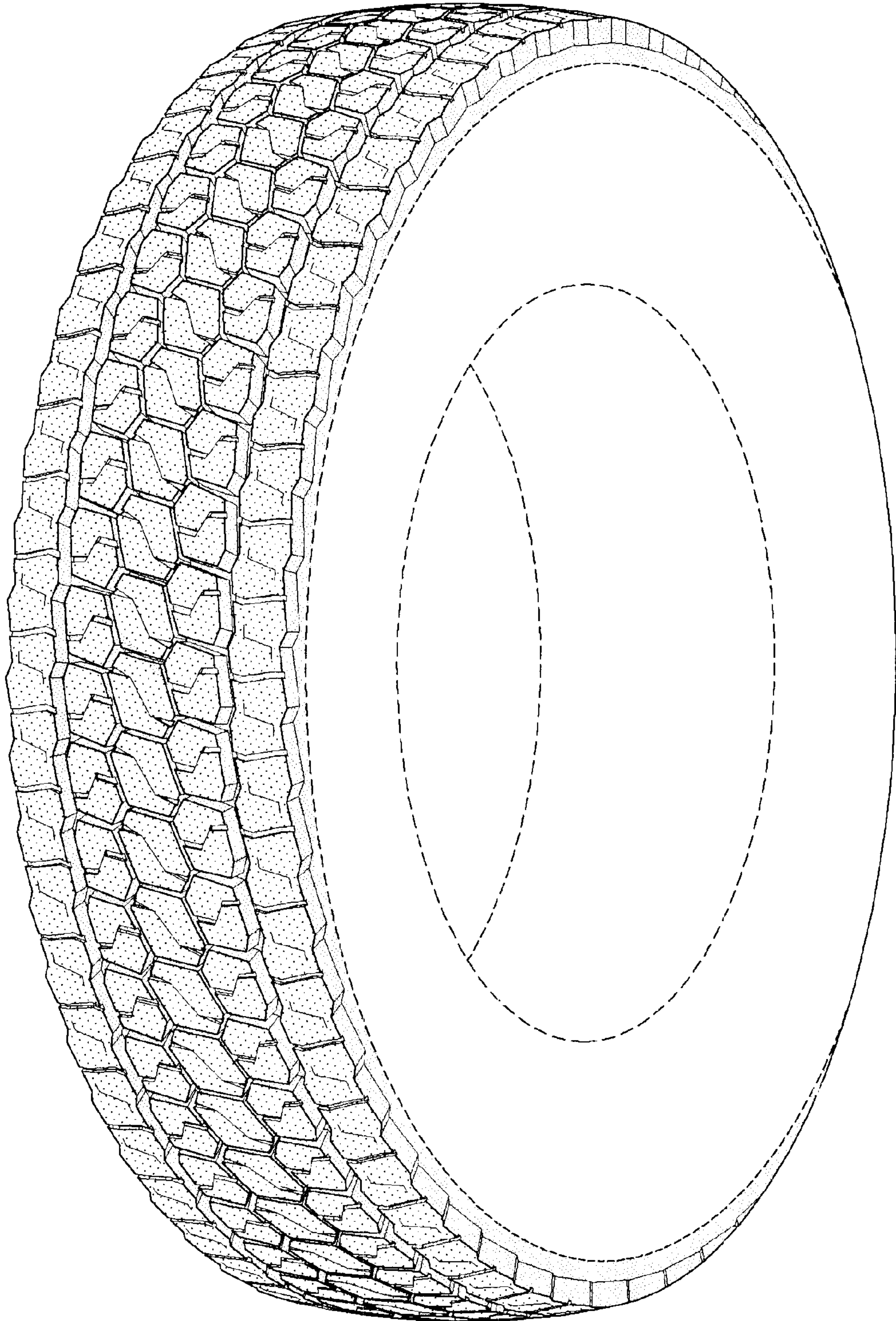


FIG-1

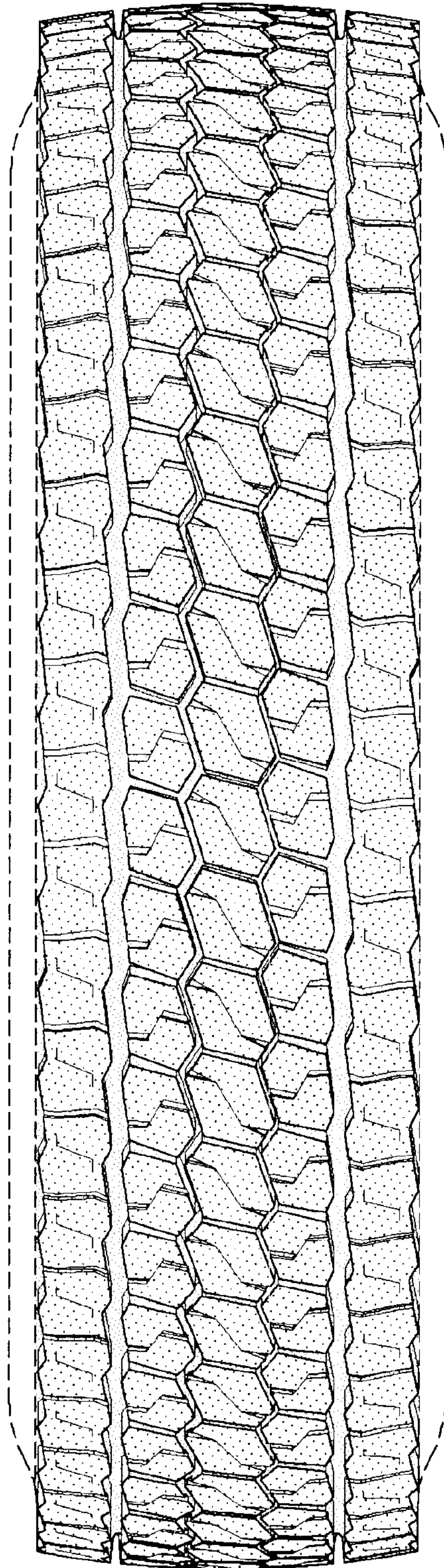


FIG-2

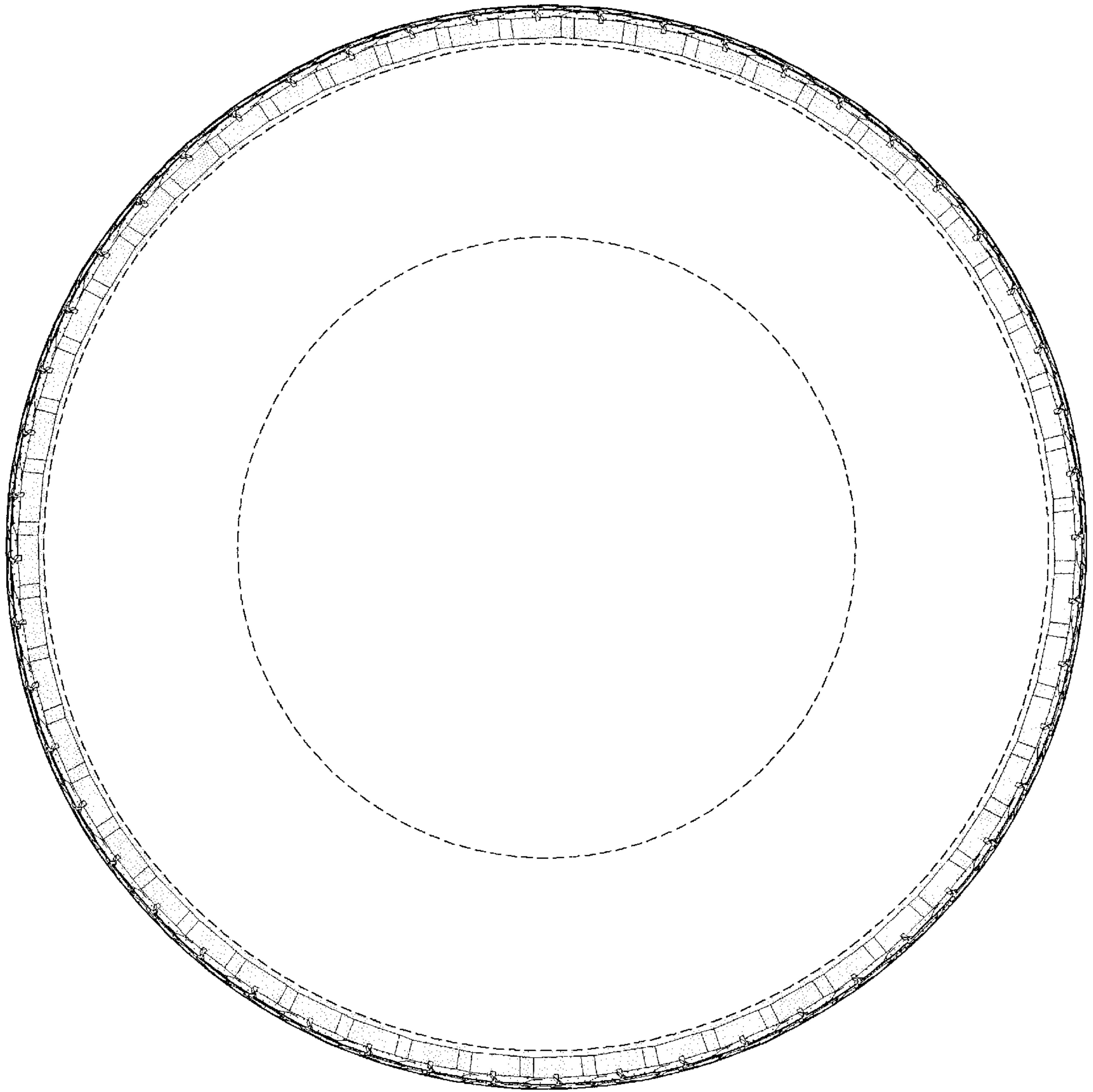


FIG-3

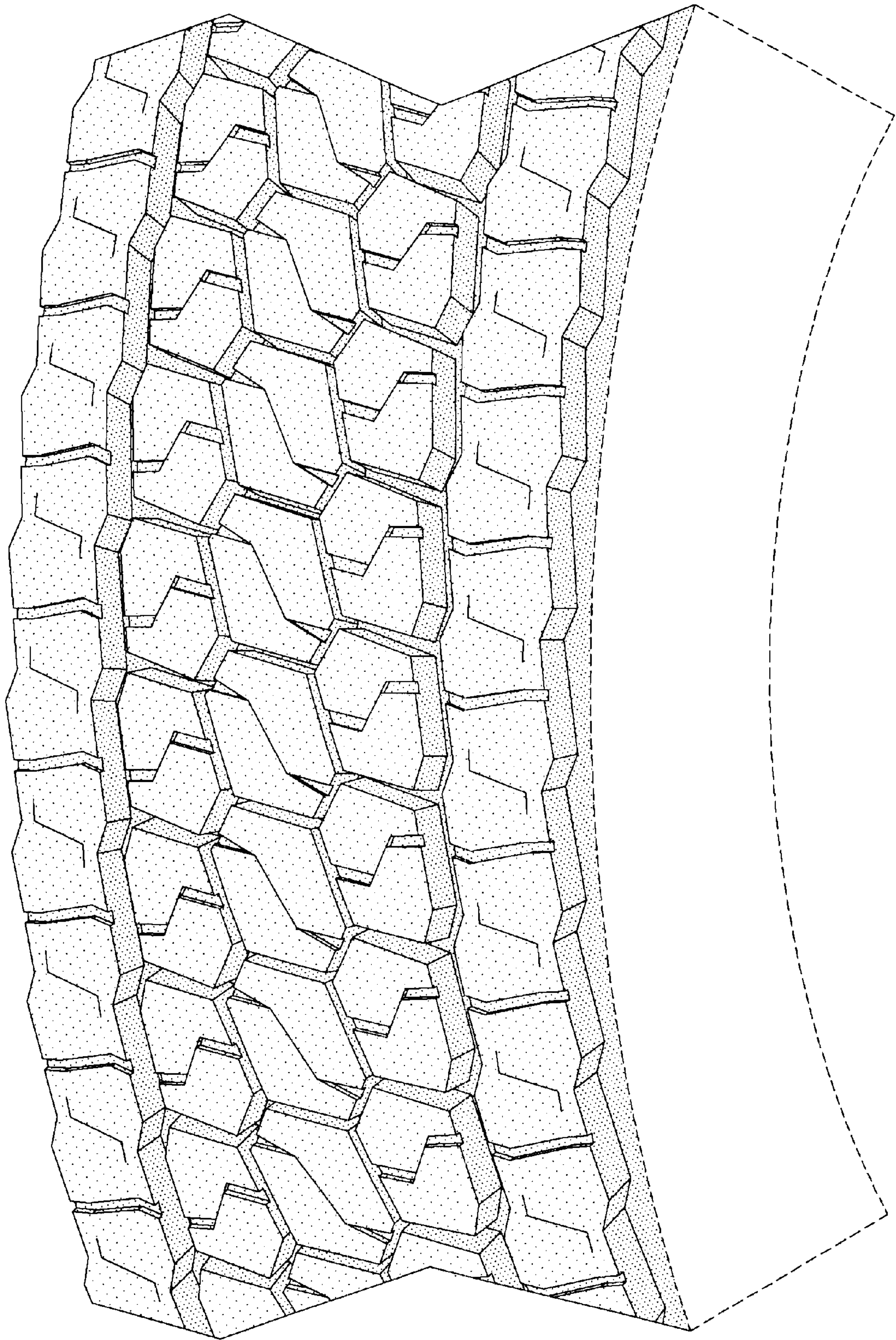


FIG-4