



US00D458583S

(12) **United States Design Patent**
Villamizar

(10) **Patent No.:** **US D458,583 S**

(45) **Date of Patent:** **** Jun. 11, 2002**

(54) **TIRE TREAD**

D442,526 S * 5/2001 Lissan et al. D12/586
D446,170 S * 8/2001 Williams et al. D12/588

(75) Inventor: **William Urbano Villamizar**, Mersch
(LU)

OTHER PUBLICATIONS

(73) Assignee: **The Goodyear Tire & Rubber Company**, Akron, OH (US)

Sears Dunlop Rover Touring LT Tire, 2000 Tread Design Guide, 1/200, p. 110. 1/1.*

(**) Term: **14 Years**

* cited by examiner

(21) Appl. No.: **29/153,054**

Primary Examiner—Robert M. Spear
(74) *Attorney, Agent, or Firm*—David L. King

(22) Filed: **Dec. 21, 2001**

(57) **CLAIM**

(51) **LOC (7) Cl.** **12-15**

The ornamental Design for a tire tread, as shown and described.

(52) **U.S. Cl.** **D12/590**

(58) **Field of Search** D12/505, 519,
D12/520, 521, 522, 523, 551, 552, 553,
554, 555, 586, 587, 588, 589, 590, 591;
152/209.1, 209.8, 209.9, 209.13, 209.18,
209.25, 209.28, 455

DESCRIPTION

(56) **References Cited**

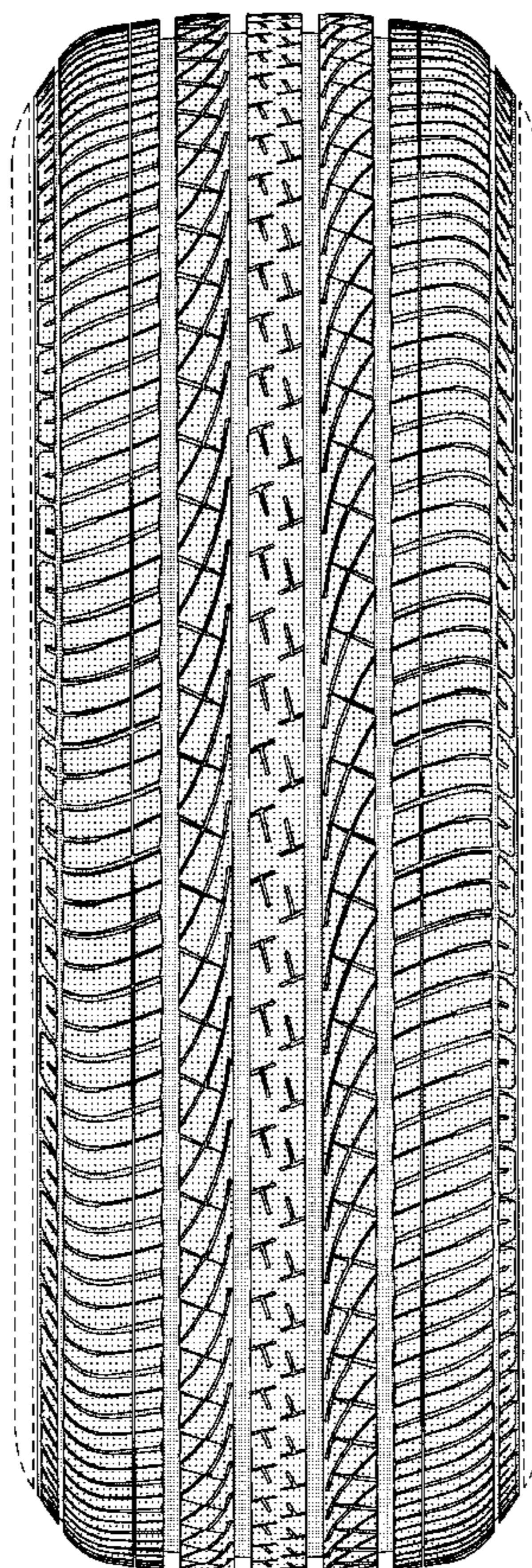
U.S. PATENT DOCUMENTS

- 4,178,199 A * 12/1979 Lippman et al. 152/209.13
- D286,274 S * 10/1986 Davis et al. D12/586
- D381,944 S * 8/1997 Regallis et al. D12/588
- 5,688,342 A * 11/1997 Sugihara 152/209.9
- D421,582 S * 3/2000 Dumigan et al. D12/588
- D436,900 S * 1/2001 Buresh et al. D12/588

FIG. 1 is a perspective view of a tire tread showing our new design, it being understood that the pattern repeats uniformly throughout the circumference of the tread;
FIG. 2 is a front elevational view thereof;
FIG. 3 is a side elevational view thereof, the opposite side elevational view being identical thereto; and,
FIG. 4 is an enlarged fragmentary frontal view.

In the drawings, the broken lines defining the sidewall and inner bead are for illustrative purposes only and form no part of the claimed design.

1 Claim, 4 Drawing Sheets



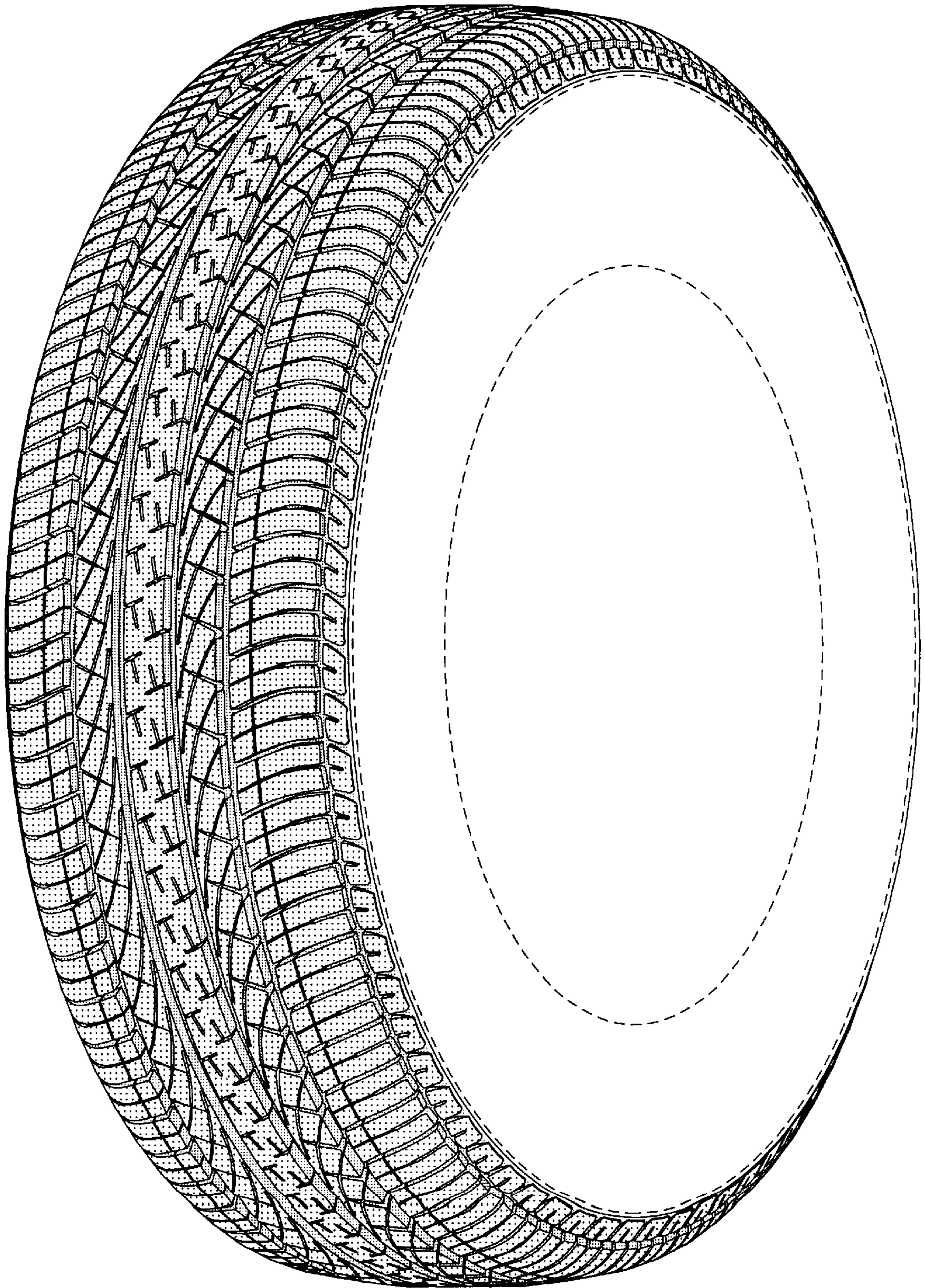


FIGURE 1

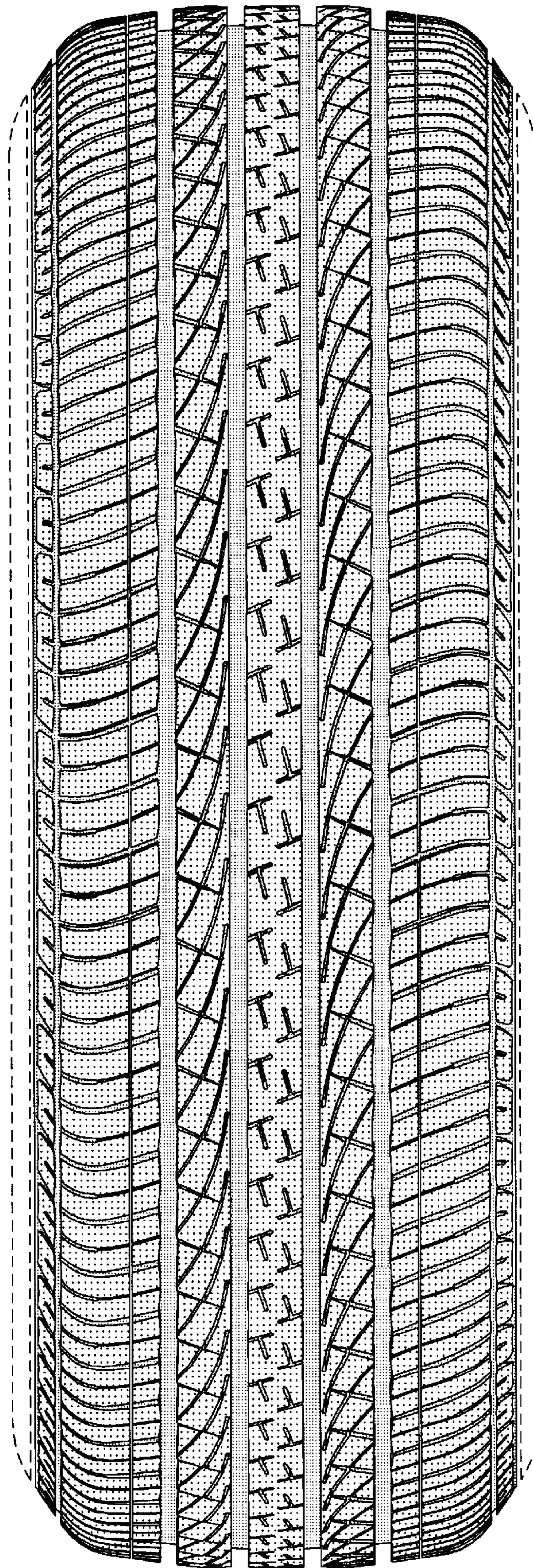


FIGURE 2

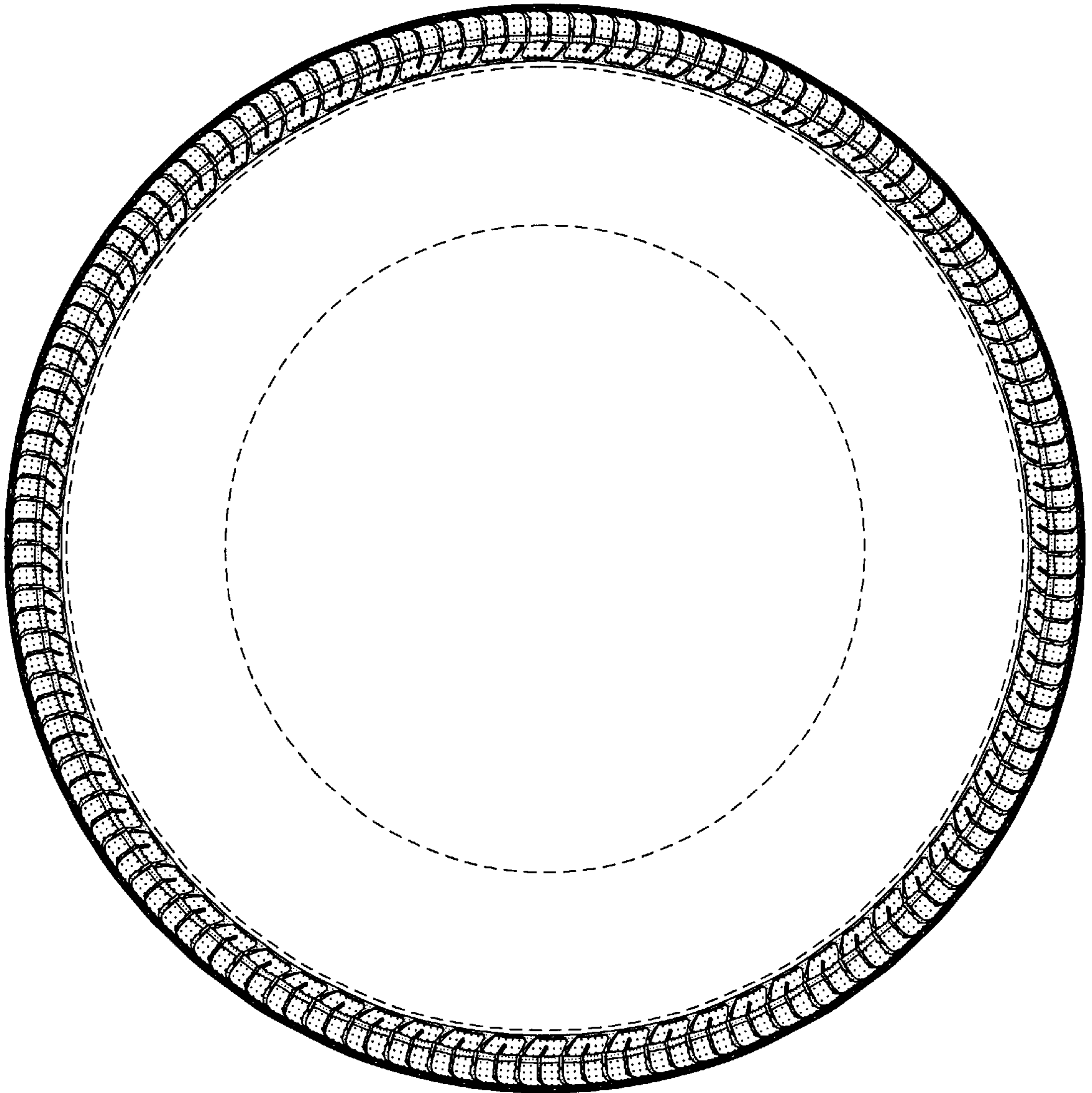


FIGURE 3

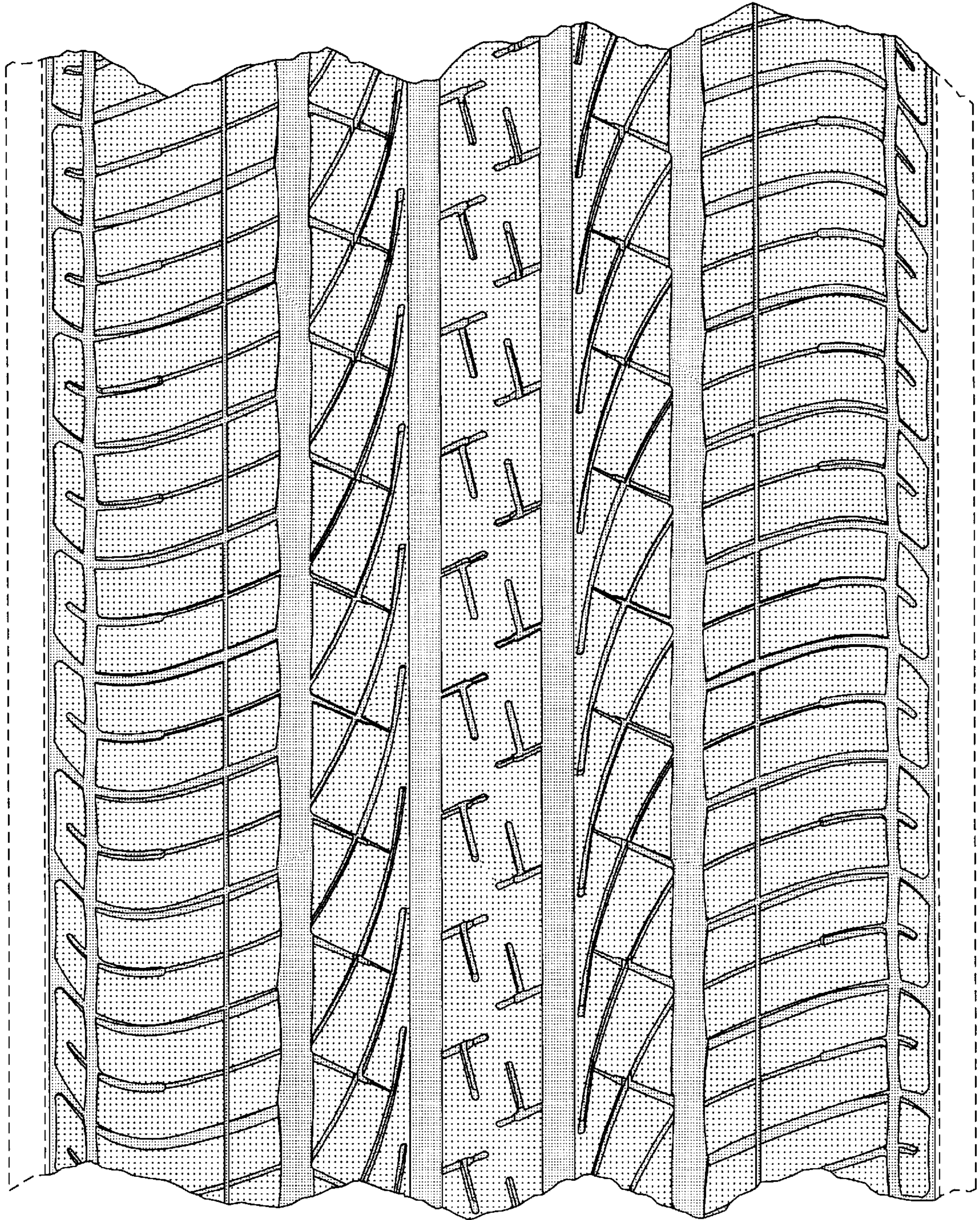


FIGURE 4