



US00D45855S

(12) **United States Design Patent**  
**Vermillion**

(10) **Patent No.:** **US D458,555 S**

(45) **Date of Patent:** **\*\* Jun. 11, 2002**

(54) **RANGEFINDER DISPLAY**

6,023,322 A 2/2000 Bamberger

(75) Inventor: **Jordan Vermillion**, Overland Park, KS  
(US)

\* cited by examiner

(73) Assignee: **Bushnell Corporation**, Overland Park,  
KS (US)

*Primary Examiner*—Antoine Duval Davis  
(74) *Attorney, Agent, or Firm*—Hovey Williams LLP

(\*\*) Term: **14 Years**

(57) **CLAIM**

The ornamental design for a rangefinder display, as shown and described.

(21) Appl. No.: **29/147,282**

(22) Filed: **Aug. 24, 2001**

**DESCRIPTION**

(51) **LOC (7) Cl.** ..... **10-04**

(52) **U.S. Cl.** ..... **D10/103; D10/123; D10/126**

(58) **Field of Search** ..... D10/74, 103, 122,  
D10/123, 126; 33/293; 116/209; 356/5.05,  
5.01

FIG. 1 is a front elevational view of a rangefinder display embodying my design; and,

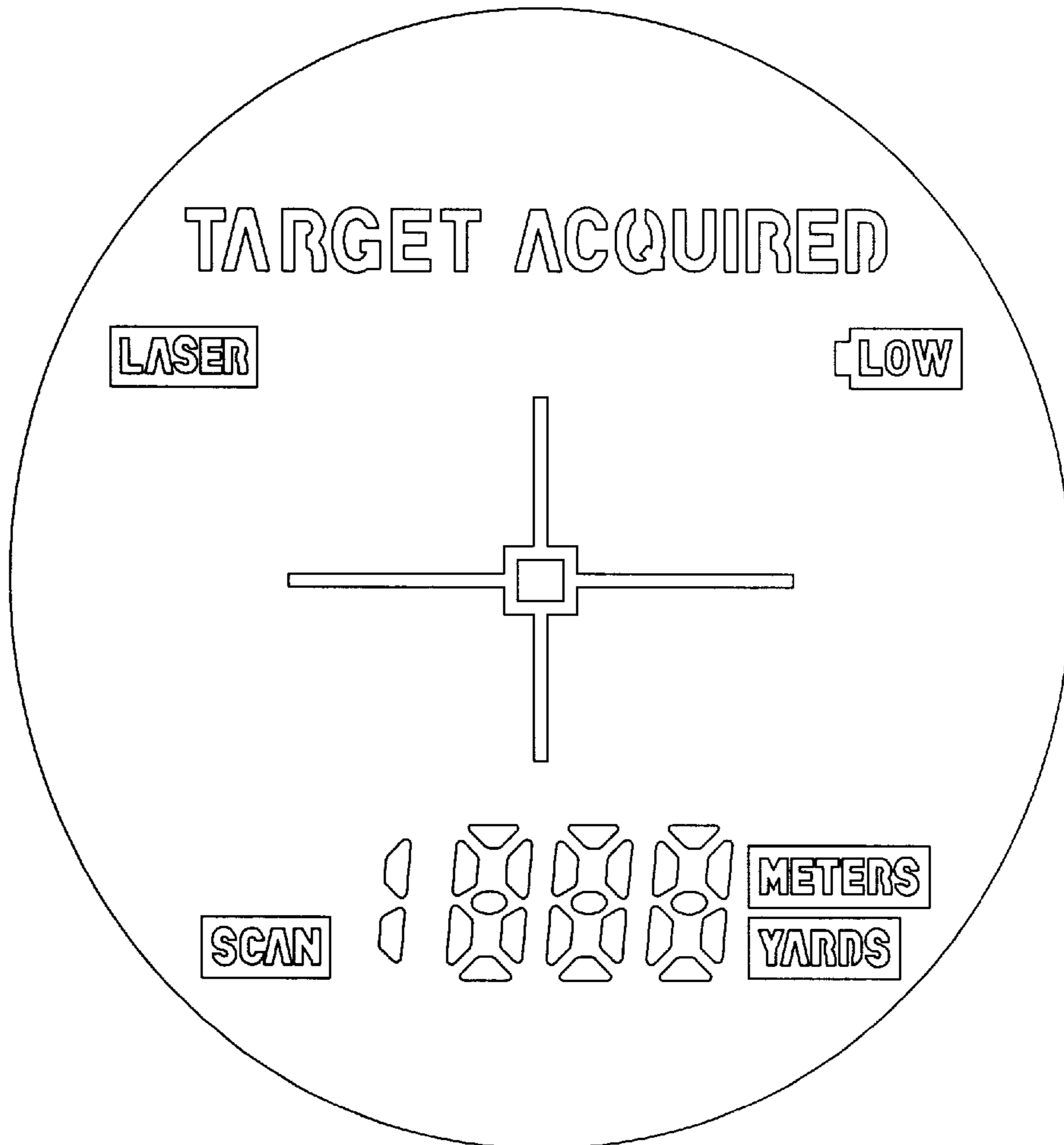
FIG. 2 is an isometric view of the rangefinder display, wherein the broken lines represent a housing and are included for illustrative purposes only and form no part of the claimed design.

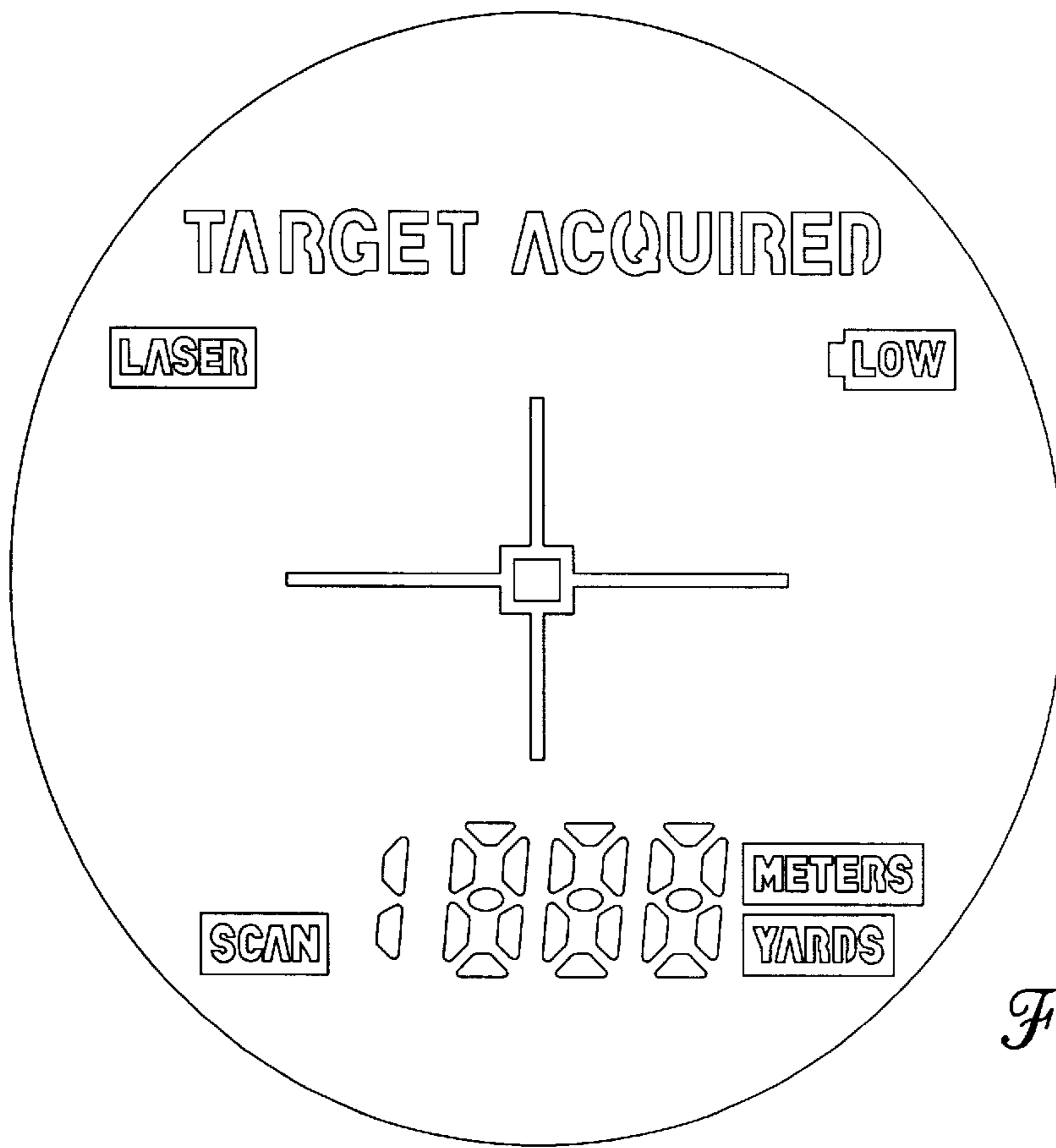
(56) **References Cited**

**U.S. PATENT DOCUMENTS**

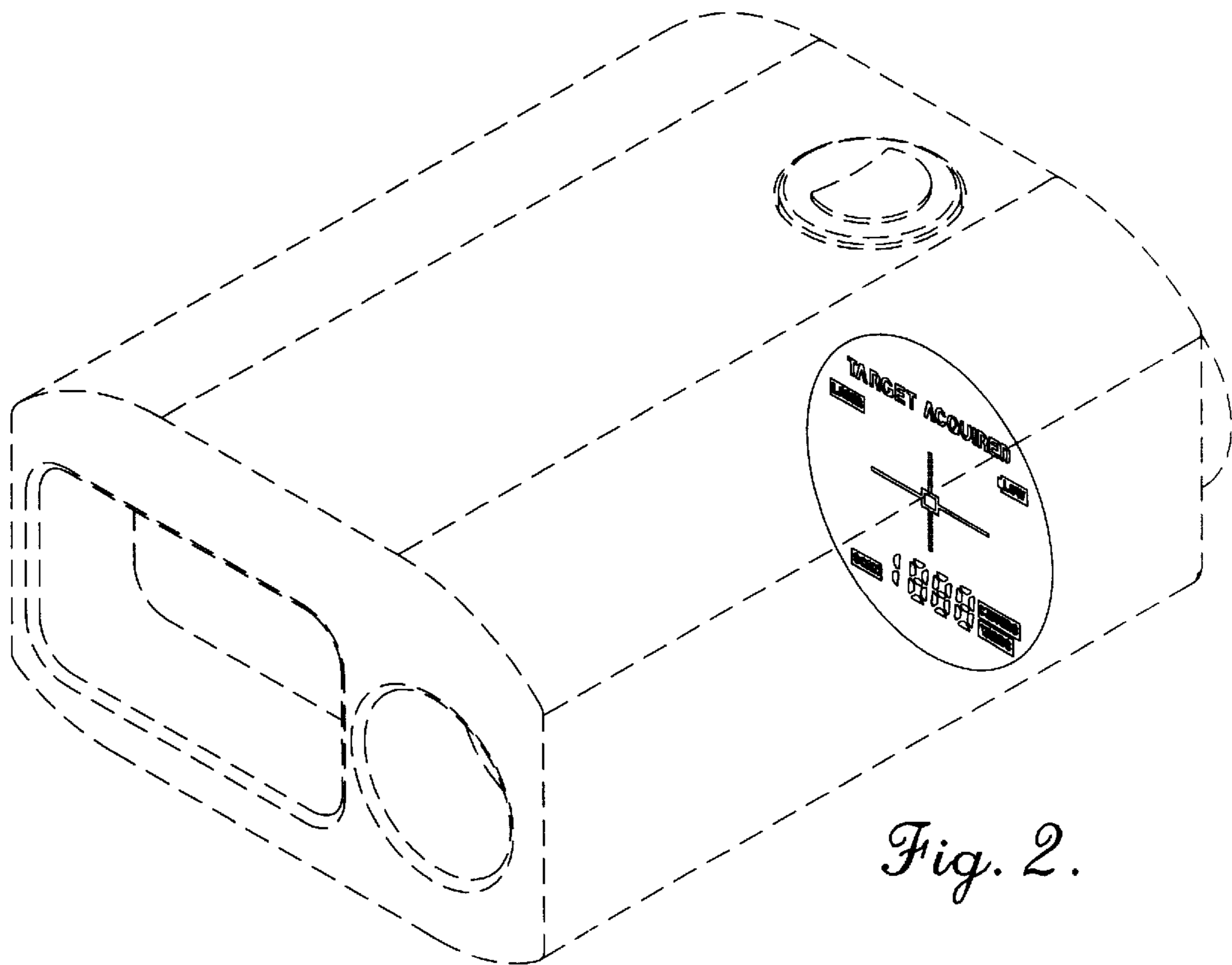
D335,466 S \* 5/1993 Stewart ..... D10/103 X

**1 Claim, 1 Drawing Sheet**





*Fig. 1.*



*Fig. 2.*