



US00D458553S

(12) **United States Design Patent**
Dwertmann

(10) **Patent No.:** **US D458,553 S**

(45) **Date of Patent:** **** Jun. 11, 2002**

(54) **ELECTRONIC BALANCE WITH
GENERALLY SQUARE TRAY**

D389,076 S * 1/1998 Beckstrom et al. D10/91
D419,086 S * 1/2000 Schunid D10/91

(75) Inventor: **Clemens Dwertmann**, Lastrup (DE)

* cited by examiner

(73) Assignee: **Sartorius AG**, Goettingen (DE)

Primary Examiner—Antoine Duval Davis
(74) *Attorney, Agent, or Firm*—Sughrue Mion, PLLC

(**) Term: **14 Years**

(21) Appl. No.: **29/149,910**

(22) Filed: **Oct. 22, 2001**

(30) **Foreign Application Priority Data**

Apr. 21, 2001 (DE) 4 01 03 815

(51) **LOC (7) Cl.** **10-04**

(52) **U.S. Cl.** **D10/91**

(58) **Field of Search** D10/91; 177/124,
177/180–182, 238–241

(56) **References Cited**

U.S. PATENT DOCUMENTS

D339,538 S * 9/1993 Fellmann D10/91

(57) **CLAIM**

The ornamental design for an electronic balance with generally square tray, as shown and described.

DESCRIPTION

FIG. 1 is a perspective view of the top, front and left side of an electronic balance showing my new design;
FIG. 2 is a front elevational view thereof;
FIG. 3 is a rear elevational view thereof; and
FIG. 4 is a right side elevational view thereof;
FIG. 5 is a top plan view thereof; and,
FIG. 6 is a bottom plan view thereof.

1 Claim, 5 Drawing Sheets




FIG. 1




FIG. 2

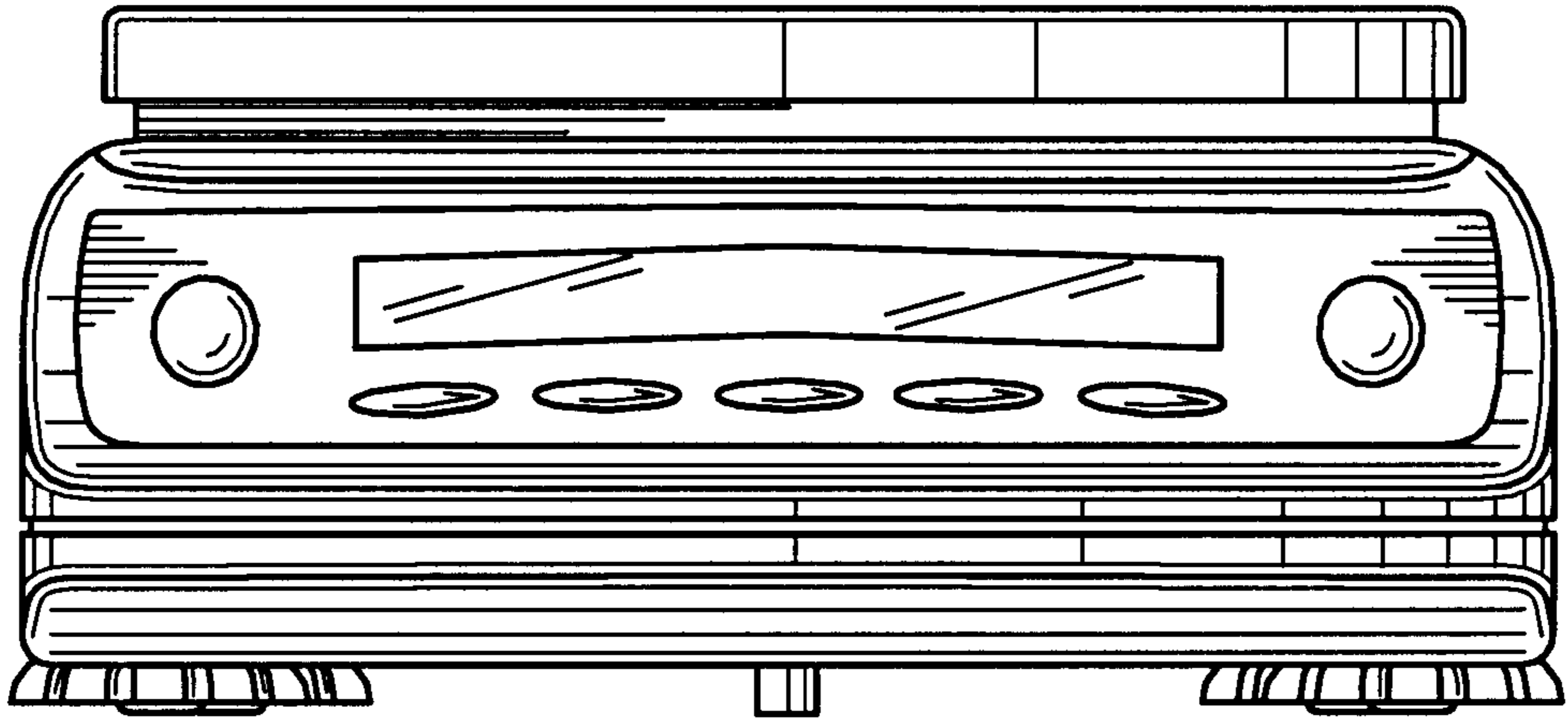


FIG. 3

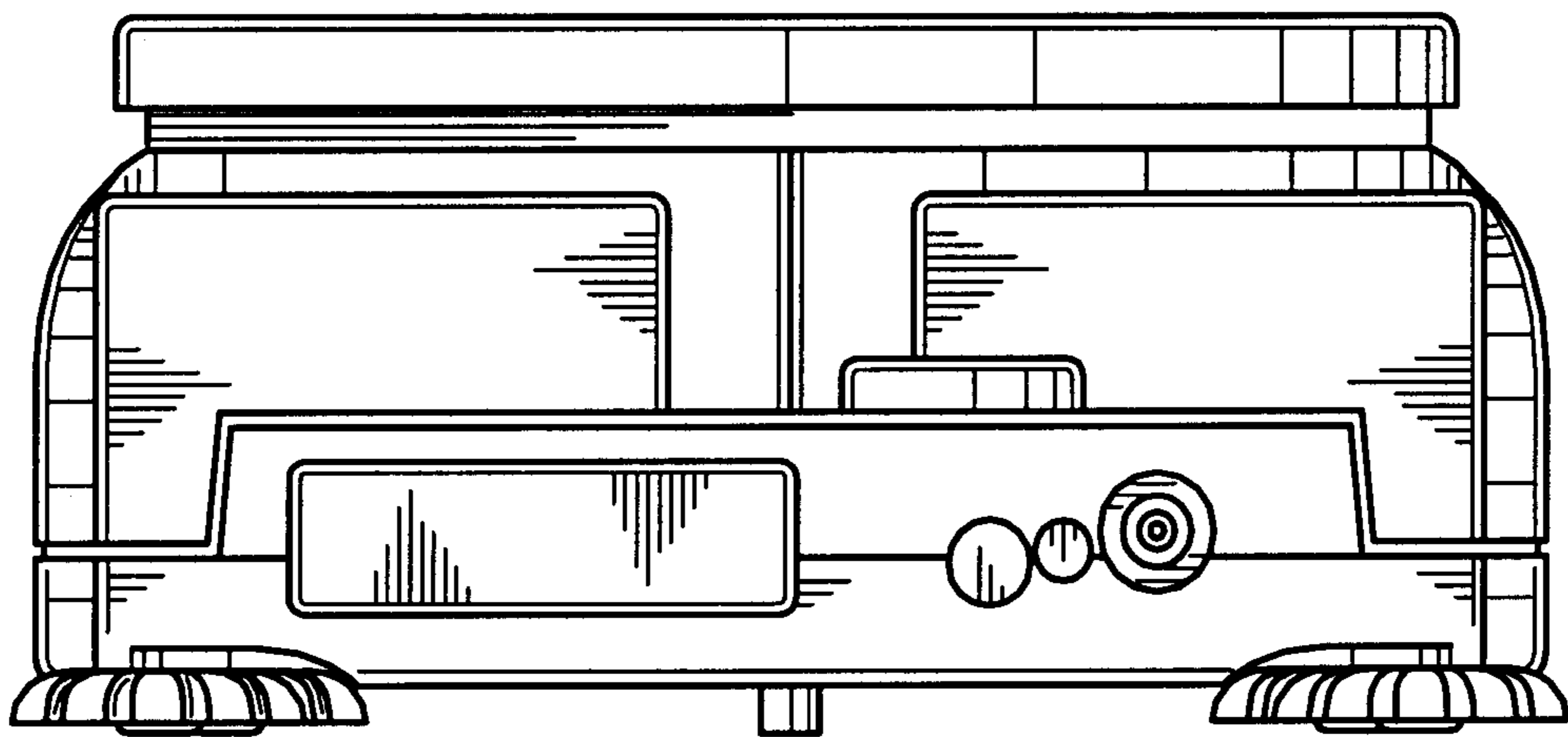


FIG. 4

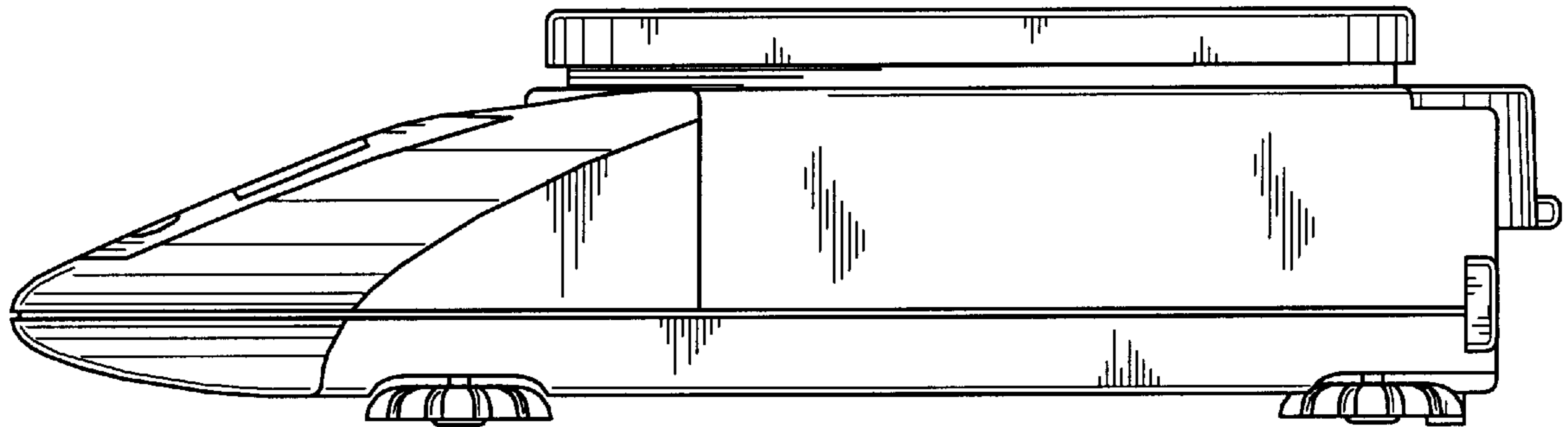


FIG. 5

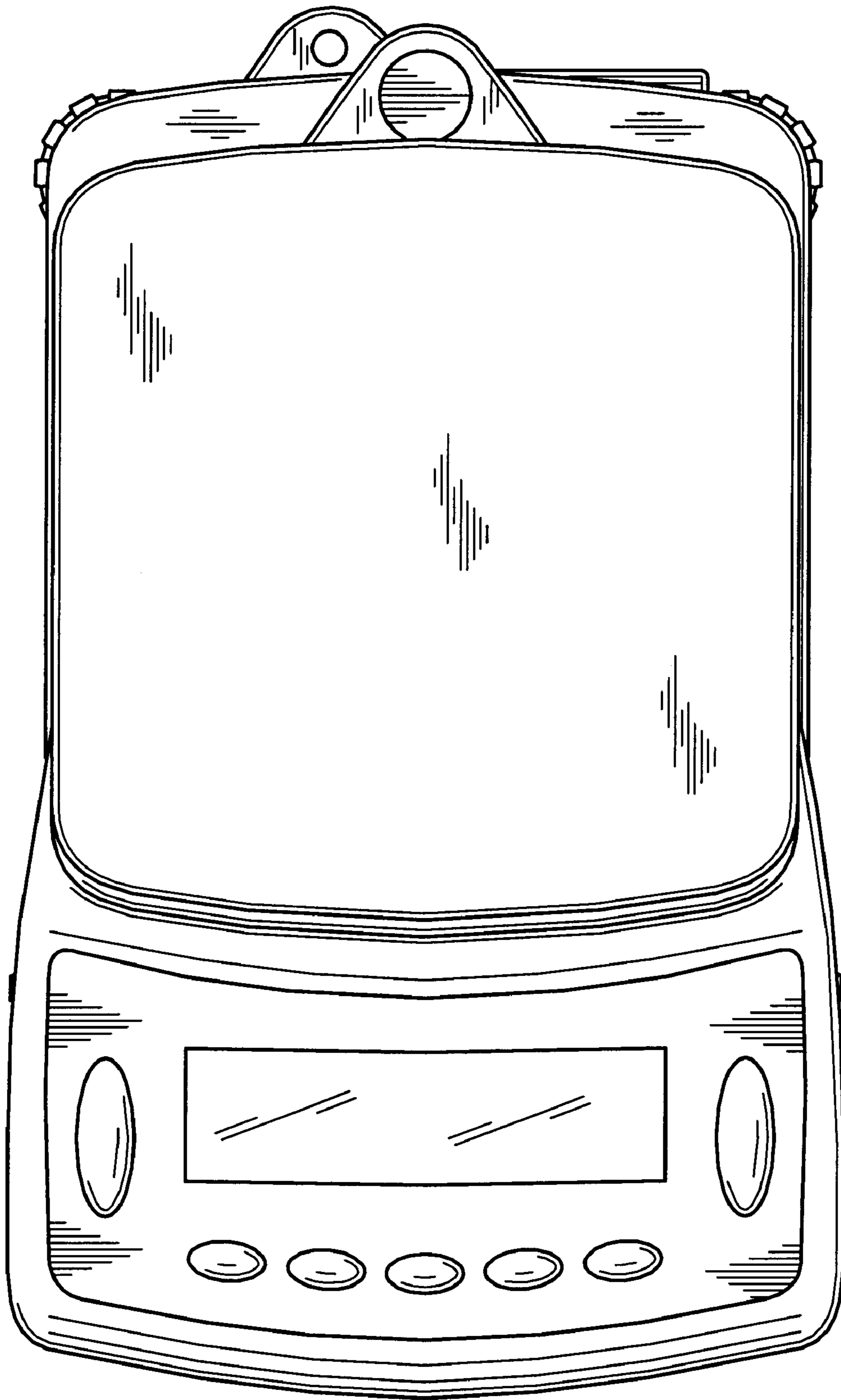


FIG. 6

