



US00D458545S

(12) **United States Design Patent**
Modolo

(10) **Patent No.:** **US D458,545 S**

(45) **Date of Patent:** **** Jun. 11, 2002**

(54) **WRIST WATCH CASE WITH BAND**

D447,700 S * 9/2001 Glauser D10/32
D451,408 S * 12/2001 Giardiello D10/32

(75) Inventor: **Dino Modolo**, La Chaux De Fonds (CH)

* cited by examiner

(73) Assignee: **Citizen Watch Co., Ltd.**, Tokyo (JP)

Primary Examiner—Nelson C. Holtje

(74) *Attorney, Agent, or Firm*—Pillsbury Winthrop LLP

(**) Term: **14 Years**

(57) **CLAIM**

(21) Appl. No.: **29/138,269**

The ornamental design for a wrist watch case with band, as shown and described.

(22) Filed: **Mar. 12, 2001**

DESCRIPTION

(51) **LOC (7) Cl.** **10-02**

(52) **U.S. Cl.** **D10/32**

(58) **Field of Search** D10/1-39, 122-132;
368/276-277, 285, 281-282; 224/164, 168,
178; D11/3-25; 63/1.11, 3, 5

FIG. 1 is a perspective view a wrist watch case with band showing my new design,
FIG. 2 is a front elevational view thereof,
FIG. 3 is a rear elevational view thereof,
FIG. 4 is a right side elevational view thereof,
FIG. 5 is a left side elevational view thereof, and
FIG. 6 is a top plan view thereof; and,
FIG. 7 is a bottom plan view thereof.

(56) **References Cited**

U.S. PATENT DOCUMENTS

D436,045 S * 1/2001 Giardiello D10/32
D439,529 S * 3/2001 Versace D10/32

1 Claim, 4 Drawing Sheets






FIG. 1




FIG. 2

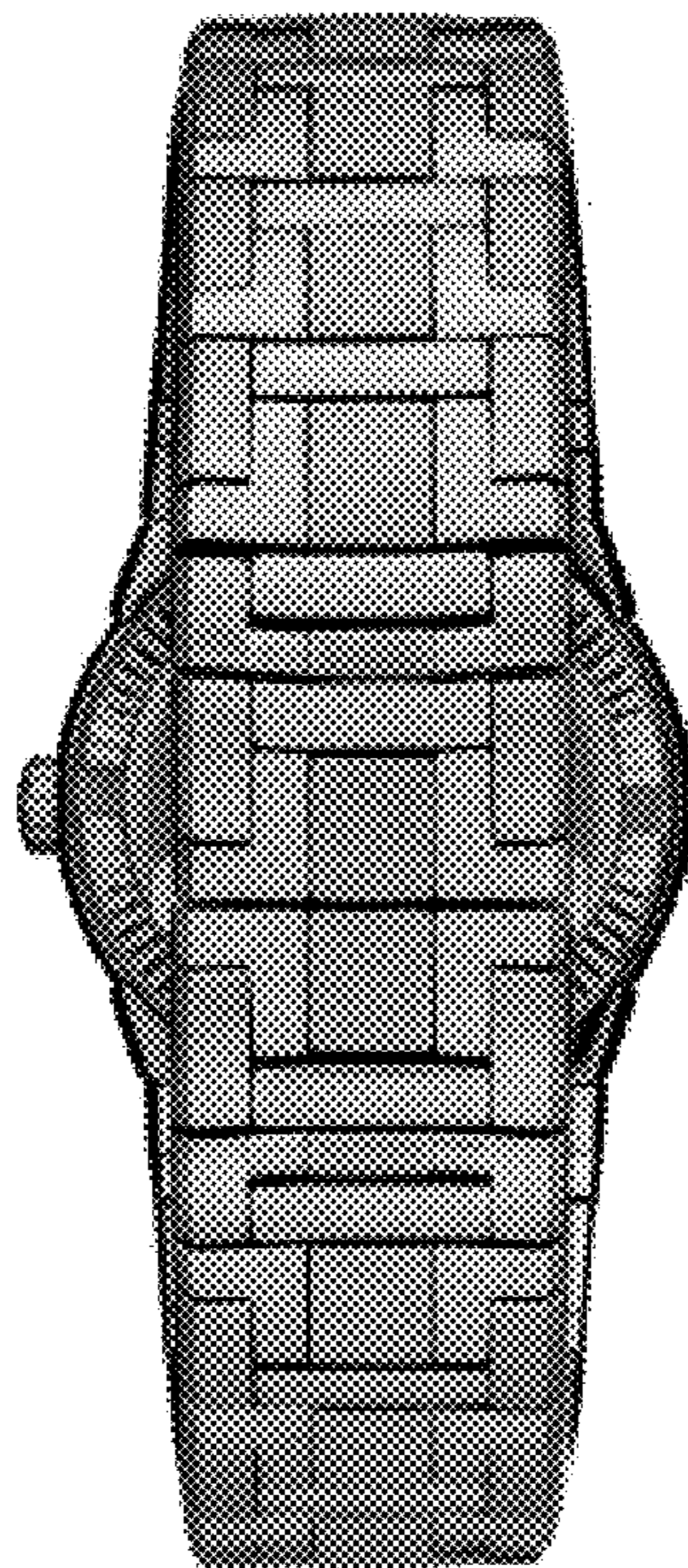


FIG. 3

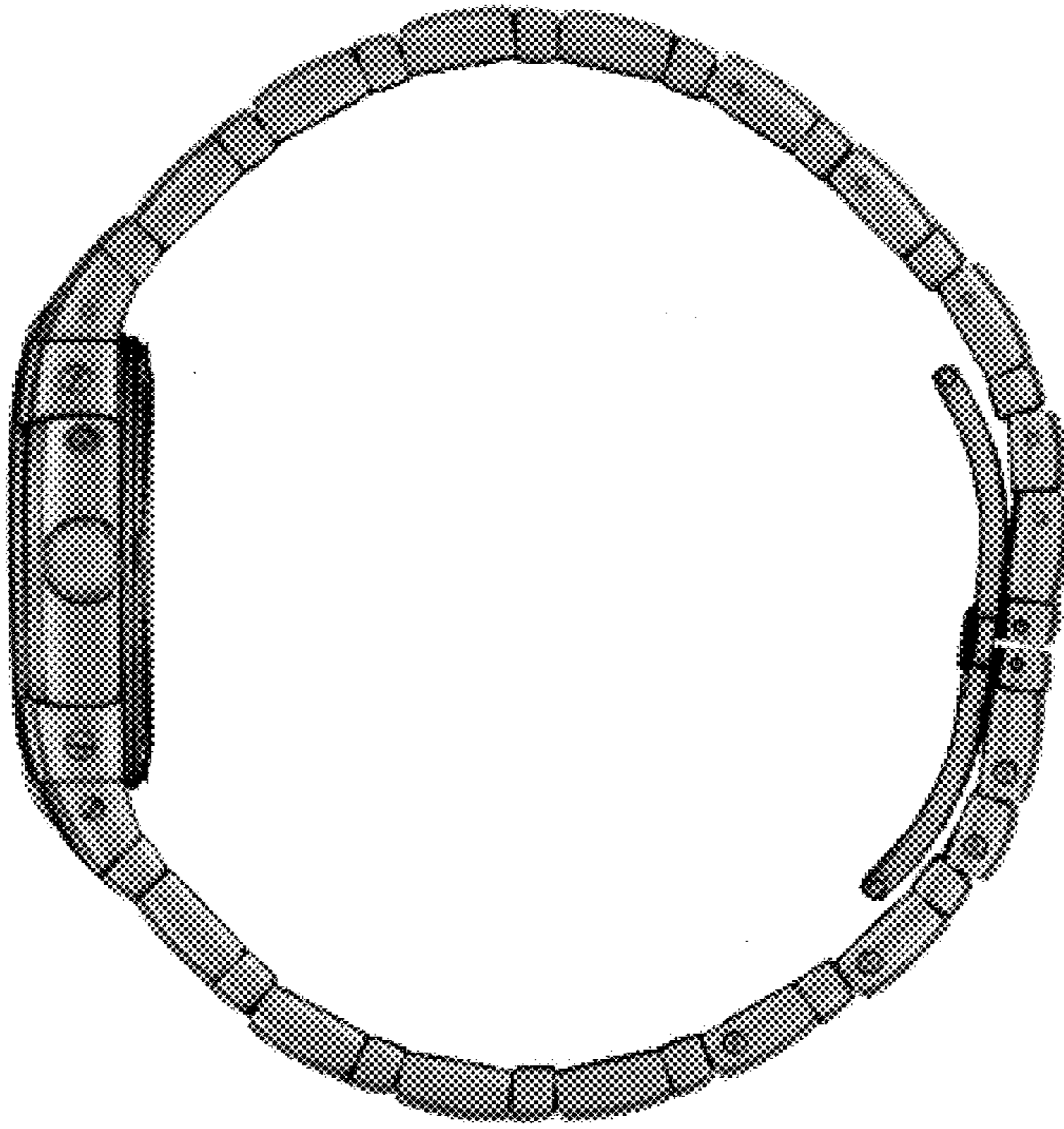


FIG. 4

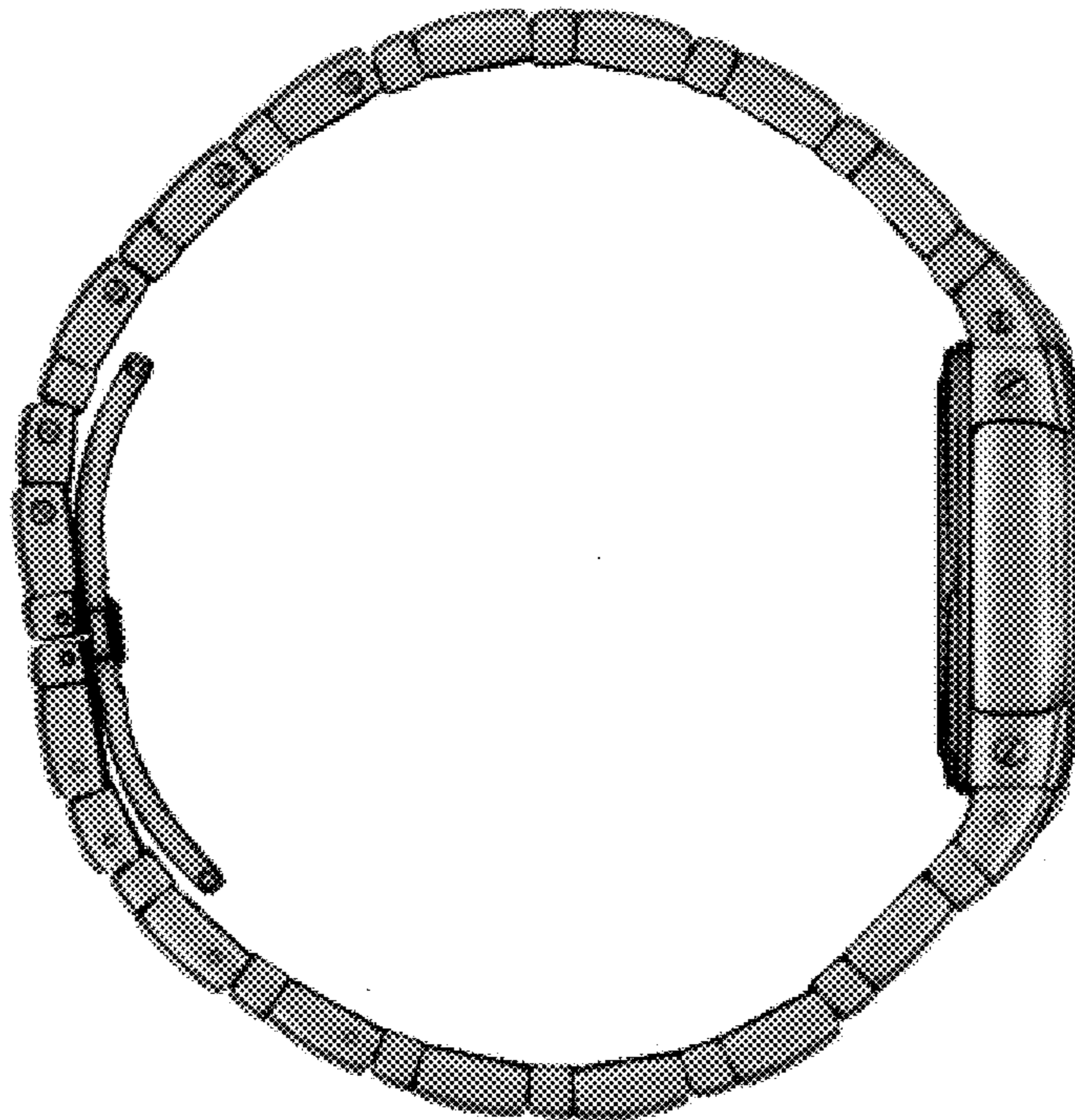


FIG. 5




FIG. 6




FIG. 7