



US00D458544S

(12) **United States Design Patent**  
**Inoue**

(10) **Patent No.:** **US D458,544 S**

(45) **Date of Patent:** **\*\* \*Jun. 11, 2002**

(54) **WATCH CASE WITH BAND**

(75) **Inventor:** **Noriko Inoue, Tokyo (JP)**

(73) **Assignee:** **Seiko Kabushiki Kaisha, Tokyo (JP)**

(\* ) **Notice:** This patent is subject to a terminal disclaimer.

(\*\* ) **Term:** **14 Years**

(21) **Appl. No.:** **29/113,353**

(22) **Filed:** **Nov. 2, 1999**

(51) **LOC (7) Cl.** ..... **10-02**

(52) **U.S. Cl.** ..... **D10/32; D10/30**

(58) **Field of Search** ..... D10/1-40, 122-132;  
D11/3-25; 63/1.1, 3.5, 11; 368/276-277,  
280-282, 285

(56) **References Cited**

**U.S. PATENT DOCUMENTS**

D323,127 S	*	1/1992	Kawashima	.....	D10/39
D337,068 S	*	7/1993	Bichi	.....	D11/6
D361,275 S	*	8/1995	Wyss	.....	D10/30
D361,276 S	*	8/1995	Wyss	.....	D10/30
D363,030 S	*	10/1995	Kubo	.....	D10/39

D363,437 S	*	10/1995	Rabassa	.....	D10/39
D365,282 S	*	12/1995	Chodat	.....	D10/30
D381,587 S	*	7/1997	Oba	.....	D19/32
D394,401 S	*	5/1998	Moriai et al.	.....	D10/30
D402,898 S	*	12/1998	Hanagata	.....	D10/30
D407,329 S	*	3/1999	Kawashima et al.	.....	D10/30

\* cited by examiner

*Primary Examiner*—Nelson C. Holtje

(74) *Attorney, Agent, or Firm*—Stroock & Stroock & Lavan LLP

(57) **CLAIM**

The ornamental design for a watch case with band, as shown and described.

**DESCRIPTION**

FIG. 1 is a perspective view of a watch case with band in accordance with the invention;  
FIG. 2 is a front elevational view thereof;  
FIG. 3 is a right side elevational view thereof;  
FIG. 4 is a top plan view, the opposite side being a mirror image thereof;  
FIG. 5 is a rear elevational view thereof; and,  
FIG. 6 is a left side elevational view thereof.

**1 Claim, 2 Drawing Sheets**

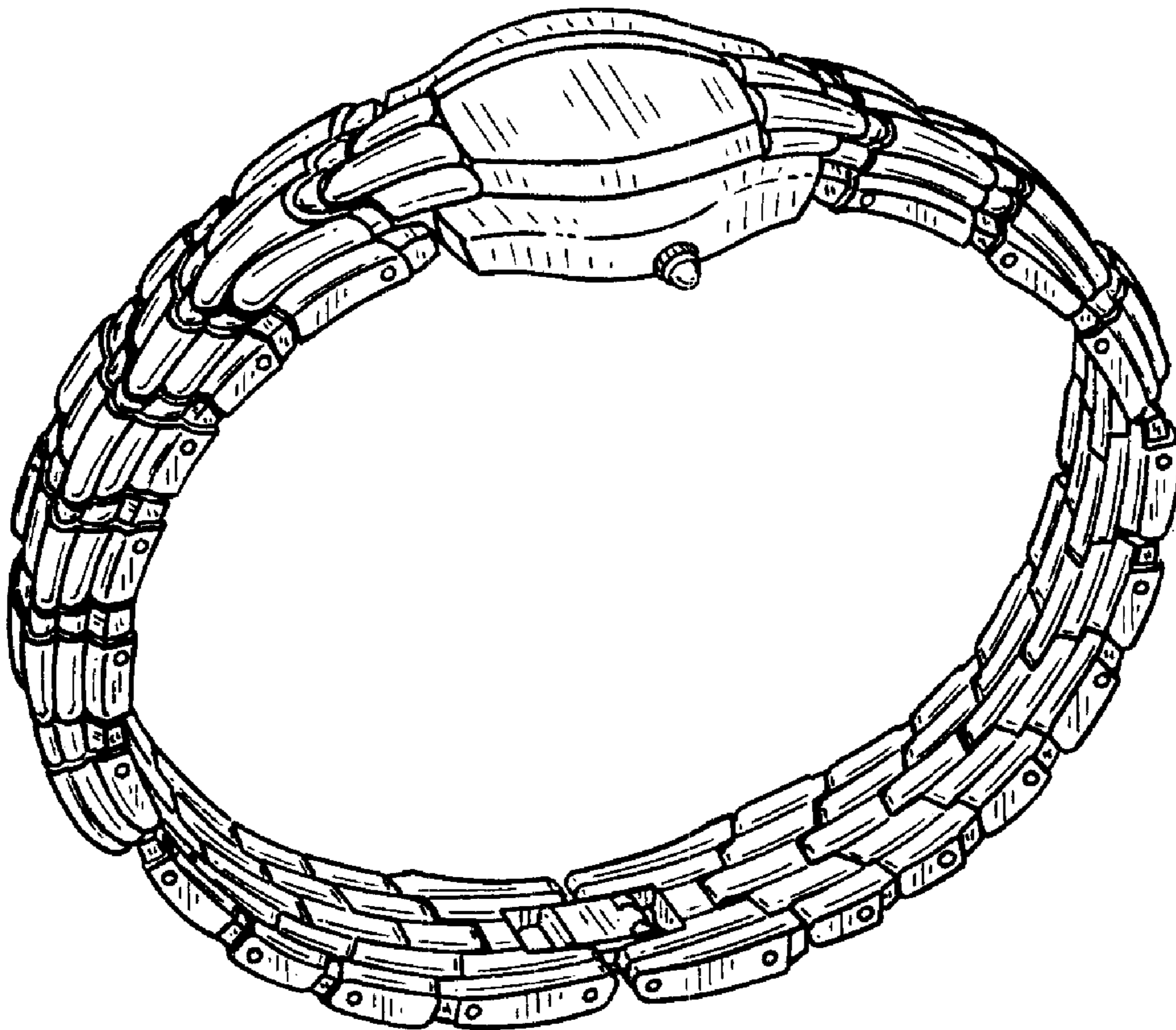


FIG. 1

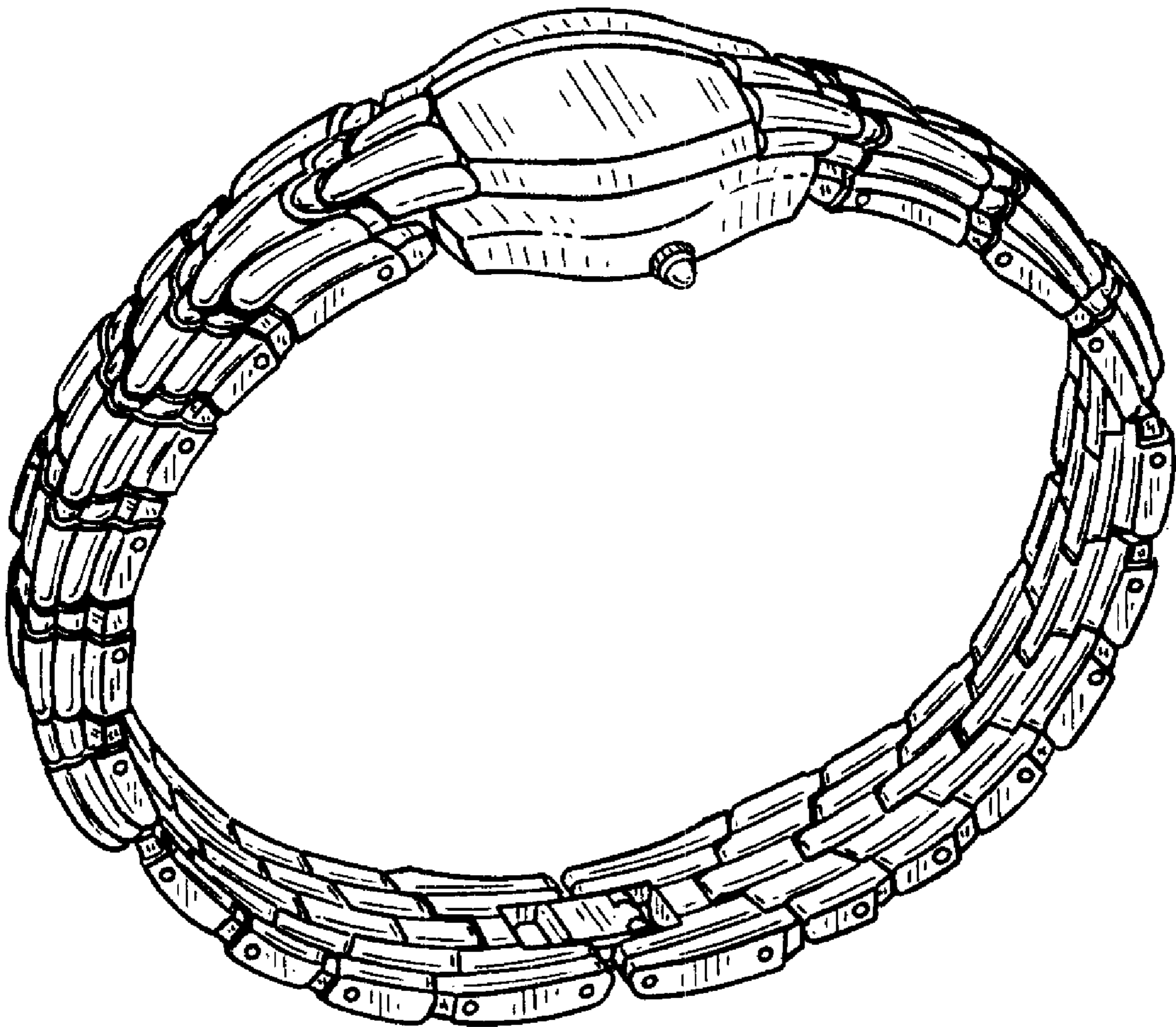


FIG. 2

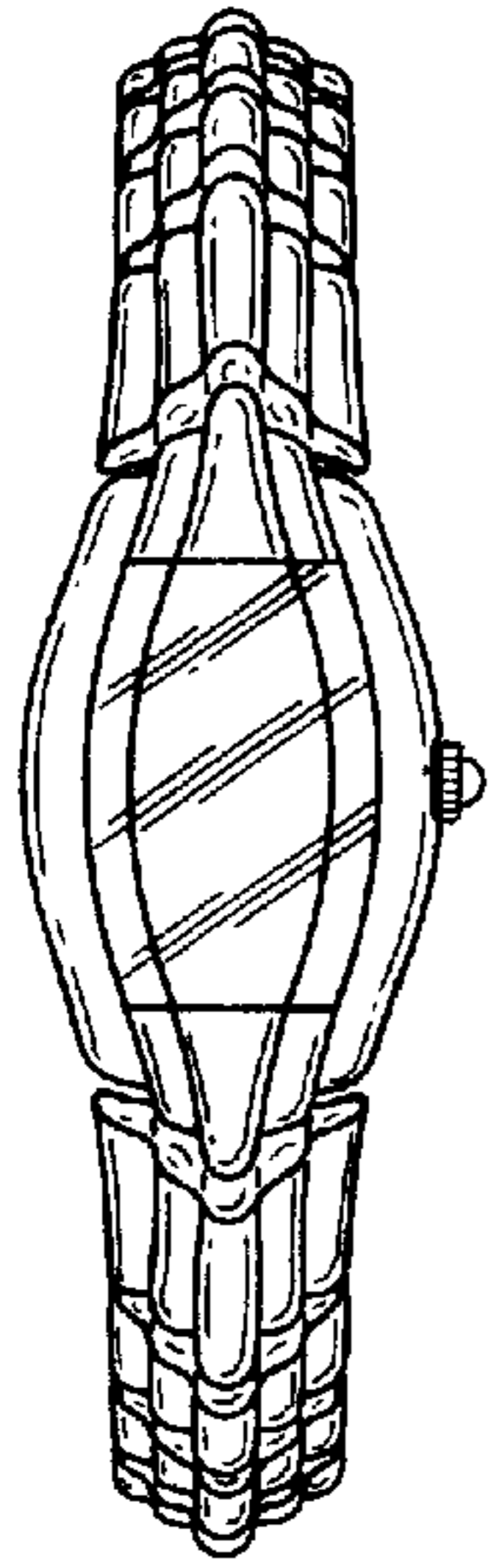


FIG. 3

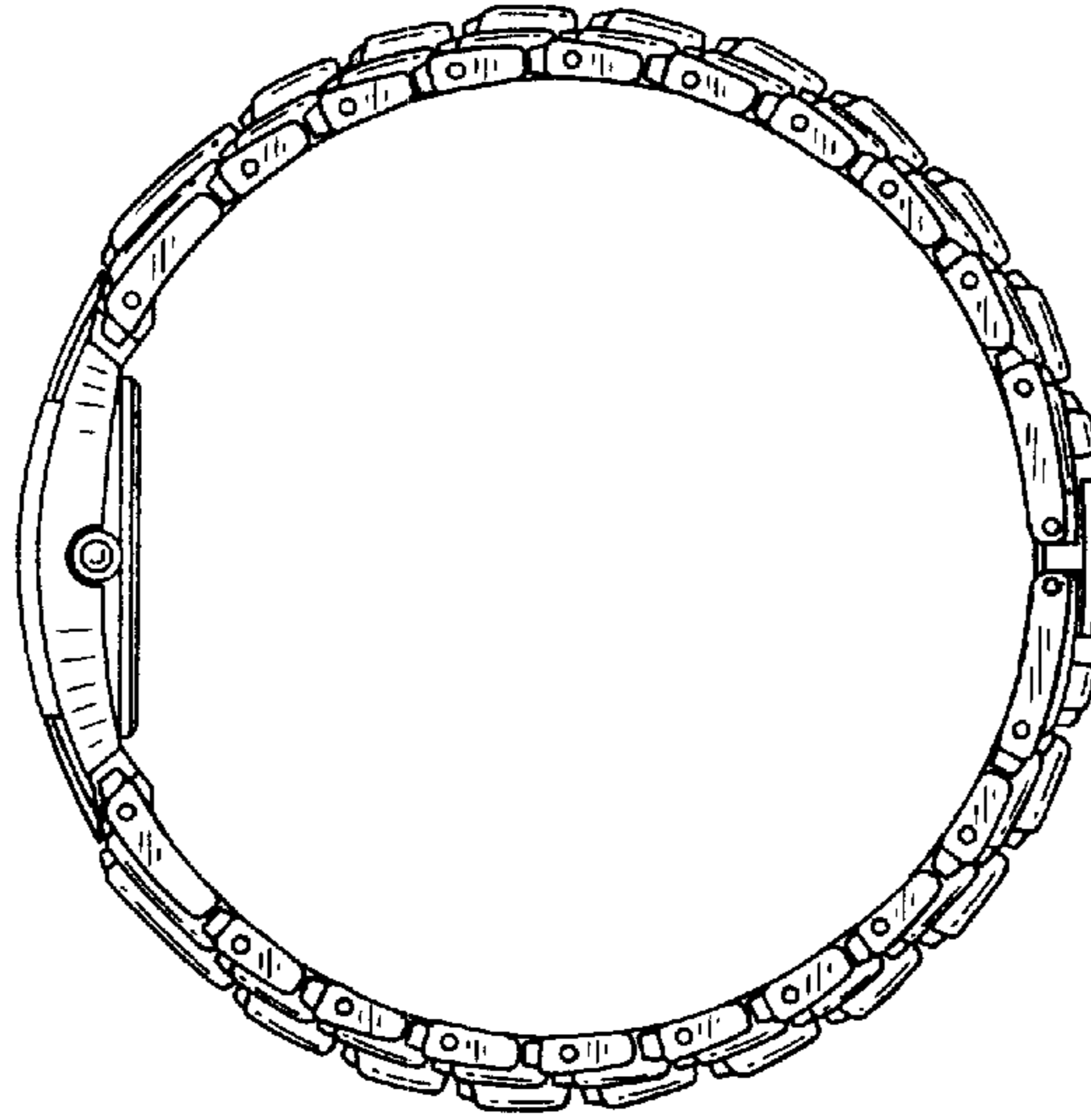


FIG. 4




FIG. 5

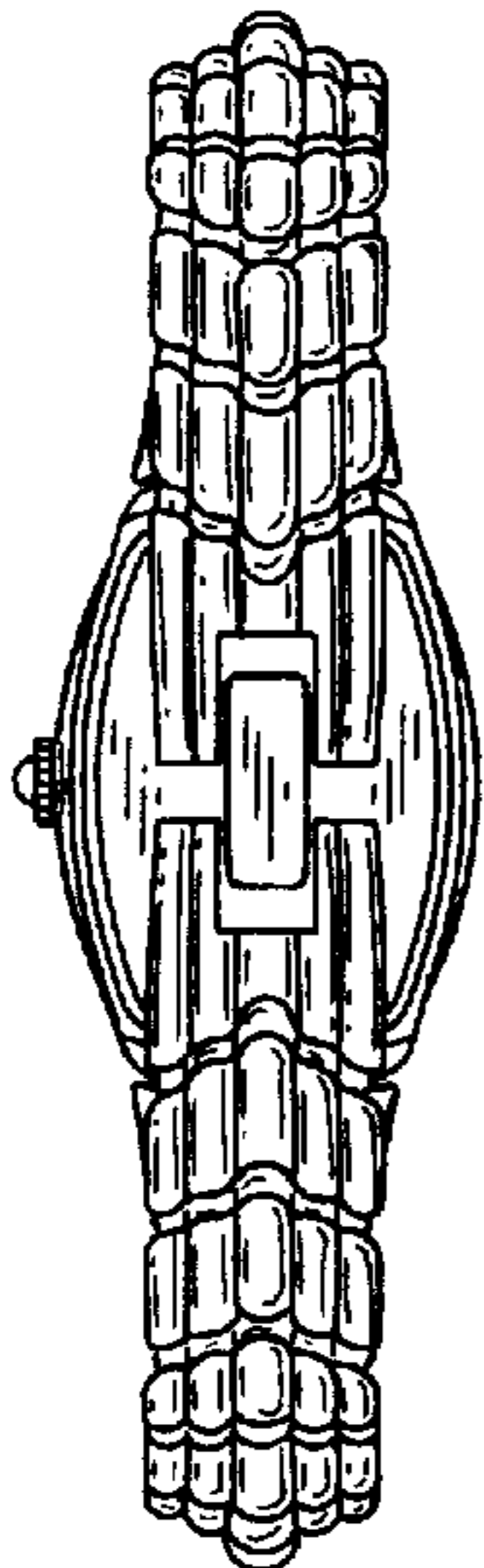


FIG. 6

