



US00D458541S

(12) **United States Design Patent**  
**Steiger et al.**

(10) **Patent No.:** **US D458,541 S**

(45) **Date of Patent:** **\*\* Jun. 11, 2002**

(54) **BOTTLE**

D339,747 S 9/1993 Collette et al. .... D9/542  
D340,645 S \* 10/1993 Bridger et al. .... D9/528

(75) Inventors: **John R. Steiger**, Chicago, IL (US);  
**Larry M. Taylor**, Landisville; **Sheldon E. Yourist**, York, both of PA (US)

(List continued on next page.)

(73) Assignee: **Stokely-Van Camp, Inc.**, Chicago, IL (US)

*Primary Examiner*—Ted Shooman

*Assistant Examiner*—Selina Sikder

(74) *Attorney, Agent, or Firm*—Lars S. Johnson

(\*\*) Term: **14 Years**

(57) **CLAIM**

The ornamental design for a bottle, as shown and described.

(21) Appl. No.: **29/124,295**

**DESCRIPTION**

(22) Filed: **Jun. 1, 2000**

(51) **LOC (7) Cl.** ..... **09-01**

(52) **U.S. Cl.** ..... **D9/528; D9/536**

(58) **Field of Search** ..... D9/528, 531, 535,  
D9/569, 570, 575; 215/382, 383, 384, 385,  
396, 398; 220/771

FIG. 1 is a perspective view of a bottle showing our new design;

FIG. 2 is a front elevational view of the bottle depicted in FIG. 1, the opposite rear elevational view being a mirror image thereof;

FIG. 3 is a first side elevational view of the bottle depicted in FIG. 2;

FIG. 4 is a second side elevational view of the bottle depicted in FIG. 2, said second side elevational view being opposite the first side elevational view depicted in FIG. 3;

FIG. 5 is a top plan view of the bottle depicted in FIG. 2;

FIG. 6 is a bottom plan view of the bottle depicted in FIG. 2;

FIG. 7 is a perspective view of a second embodiment of the bottle depicted in FIG. 1;

FIG. 8 is a front elevational view of the bottle depicted in FIG. 7, the opposite rear elevational view being a mirror image thereof;

FIG. 9 is a first side elevational view of the bottle depicted in FIG. 7;

FIG. 10 is a second side elevational view of the bottle depicted in FIG. 7, said second side elevational view being opposite the first side elevational view depicted in FIG. 9;

FIG. 11 is a top plan view of the bottle depicted in FIG. 7; and,

FIG. 12 is a bottom plan view of the bottle depicted in FIG. 7.

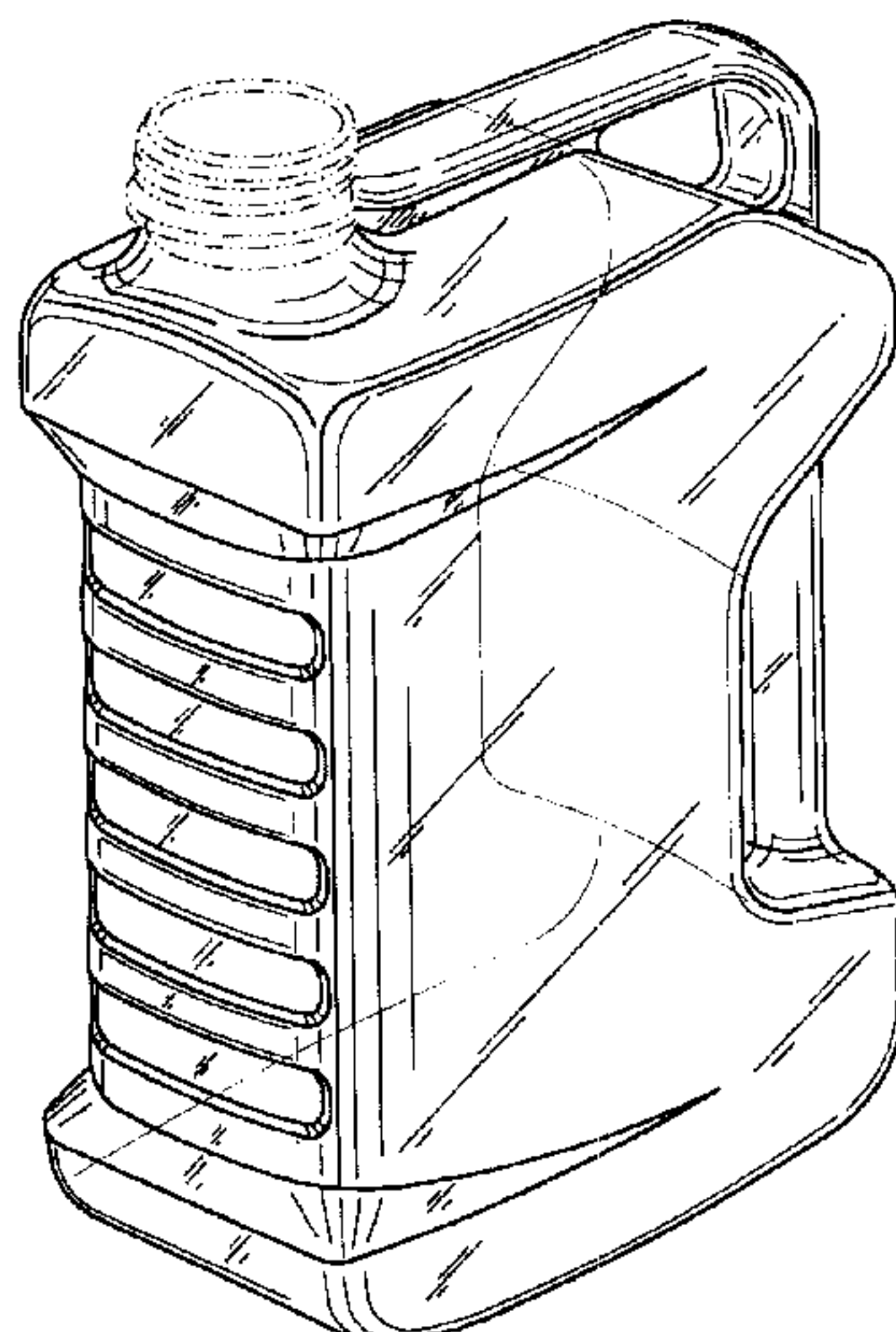
The broken line environmental showing is for illustrative purposes only and does not form part of the claimed design.

(56) **References Cited**

**U.S. PATENT DOCUMENTS**

D96,045 S	6/1935	Meyer	
D103,158 S	2/1937	Kohl	
D154,563 S	7/1949	Peters	..... D58/8
D217,805 S	6/1970	Douglas	..... D9/117
D220,866 S	6/1971	Weckman	..... D9/41
D221,519 S	8/1971	Plummer	..... D9/48
D221,732 S	9/1971	Lapidus et al.	..... D9/41
D223,995 S	6/1972	Beaver	..... D9/41
D229,483 S	* 12/1973	Cutler	..... D9/528
D238,654 S	* 2/1976	Platte	..... D9/520
D239,366 S	3/1976	Lasseaux	..... D9/47
D240,593 S	7/1976	Koenigsberg	..... D9/116
D258,802 S	4/1981	Beaver	..... D9/378
D304,906 S	12/1989	Penella	..... D9/383
D306,557 S	* 3/1990	Peake-Atkins	..... D9/528
D312,210 S	* 11/1990	Myerson et al.	..... D9/528
D314,141 S	1/1991	Kornick et al.	..... D9/376
5,002,199 A	3/1991	Frahm	..... 215/1 C
5,141,120 A	8/1992	Brown et al.	..... 215/1 C
5,141,121 A	8/1992	Brown et al.	..... 215/1 C
5,178,290 A	1/1993	Ota et al.	..... 215/1 C
D339,066 S	* 9/1993	Brown et al.	..... D9/528

**1 Claim, 6 Drawing Sheets**



# US D458,541 S

Page 2

## U.S. PATENT DOCUMENTS

D344,457 S	2/1994	Prevot et al. ....	D9/537	D407,649 S	4/1999	McCallister et al. ....	D9/520
D352,904 S	* 11/1994	Kearse et al. ....	D9/523	5,971,184 A	10/1999	Krishnakumar et al. ....	215/384
5,472,105 A	12/1995	Krishnakumar et al. ....	215/384	D429,644 S	* 8/2000	Hughes .....	D9/528
D369,499 S	5/1996	Scott et al. ....	D9/520	D435,453 S	12/2000	Krishnakumar et al. ....	D9/537
D377,604 S	* 1/1997	Salmon et al. ....	D9/528	D436,042 S	1/2001	Krishnakumar et al. ....	D9/537
D377,759 S	* 2/1997	Hot .....	D9/520	D436,043 S	1/2001	Krishnakumar et al. ....	D9/537
D379,224 S	5/1997	McCallister et al. ....	D24/121	D437,555 S	2/2001	Di Canio et al. ....	D9/434
D382,485 S	8/1997	Krishnakumar et al. ....	D9/543	D441,659 S	5/2001	Di Canio et al. ....	D9/550
D391,854 S	* 3/1998	Ankney et al. ....	D9/520	D442,492 S	5/2001	Krishnakumar et al. ....	D9/537
D391,856 S	3/1998	Lynd .....	D9/531	D442,867 S	5/2001	Krishnakumar et al. ....	D9/537
D394,812 S	6/1998	Crawford .....	D9/543	D443,207 S	6/2001	Krishnakumar et al. ....	D9/520
5,758,790 A	6/1998	Ewing, Jr. ....	215/384	D443,827 S	6/2001	Krishnakumar et al. ....	D9/520
D396,413 S	7/1998	Duboff .....	D9/539	D444,710 S	7/2001	Zboch et al. ....	D9/543
D398,479 S	9/1998	Vultaggio et al. ....	D7/533	D445,026 S	7/2001	Bretz et al. ....	D9/434
D398,538 S	9/1998	Fuquen et al. ....	D9/542	D445,333 S	7/2001	Bretz et al. ....	D9/434
D398,539 S	9/1998	Guislain .....	D9/564	D446,457 S	8/2001	Krishnakumar et al. ....	D9/520
5,836,469 A	11/1998	Zebrowski .....	215/384				

\* cited by examiner

FIG. 1

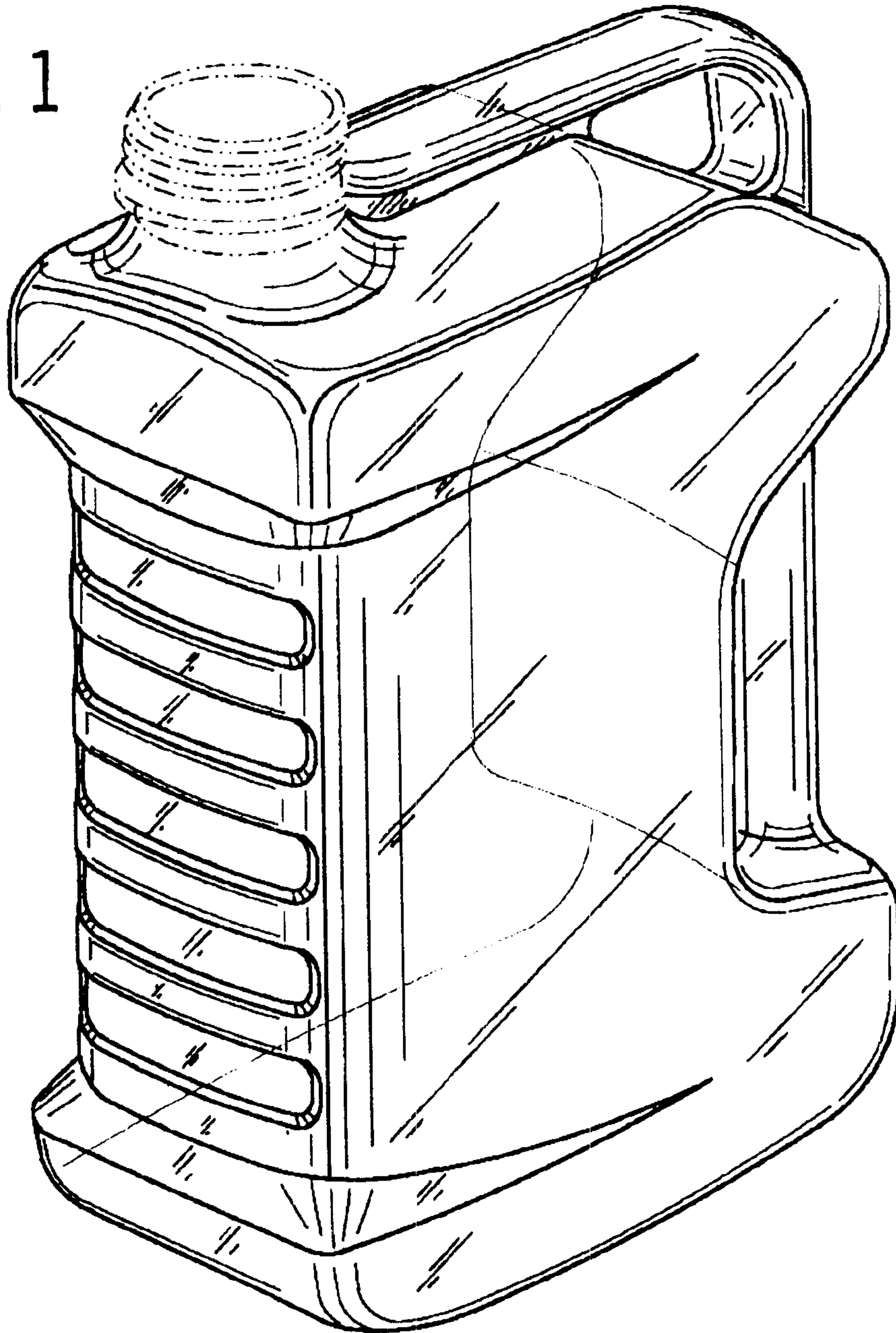




FIG. 2

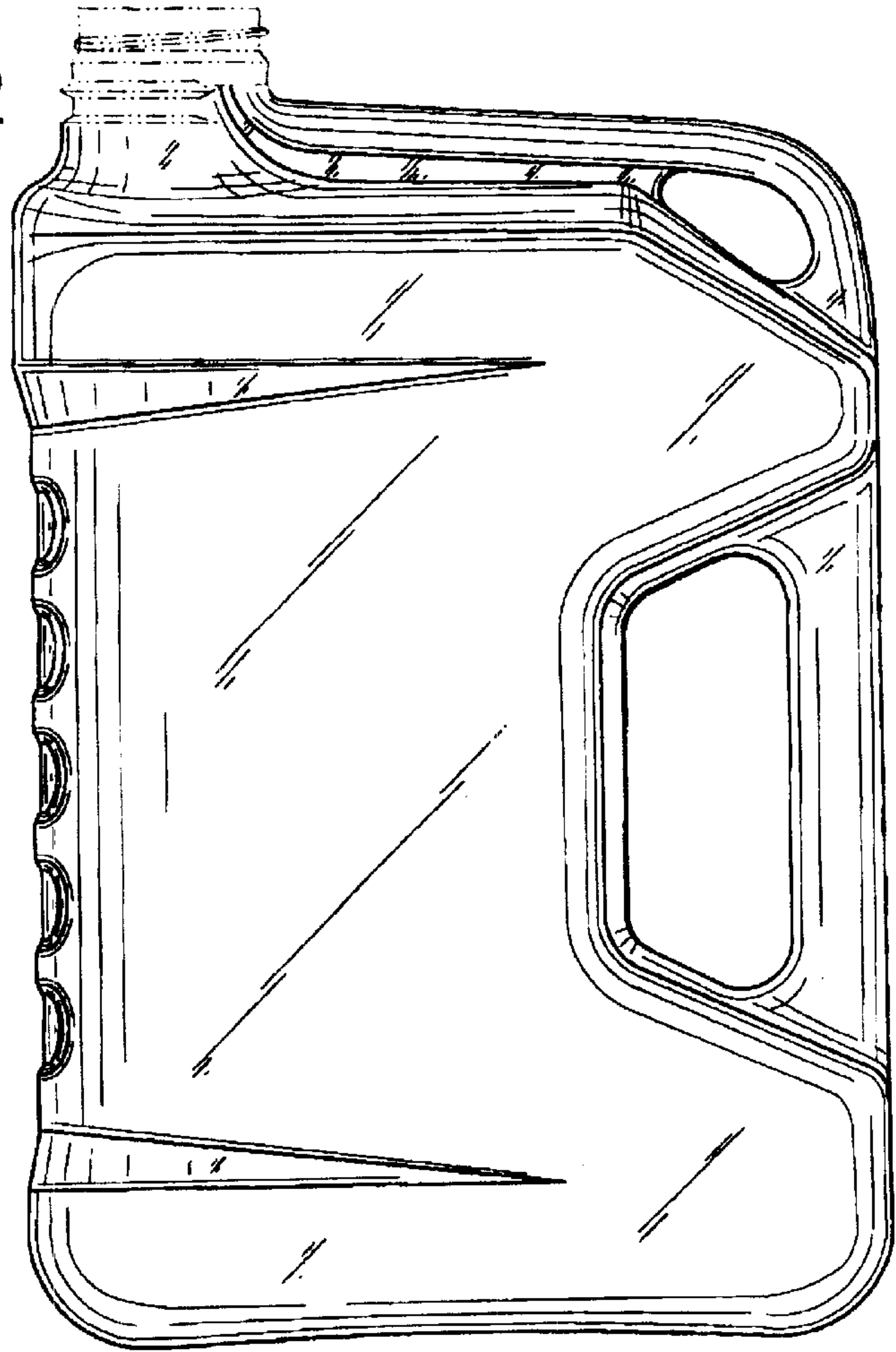


FIG. 3

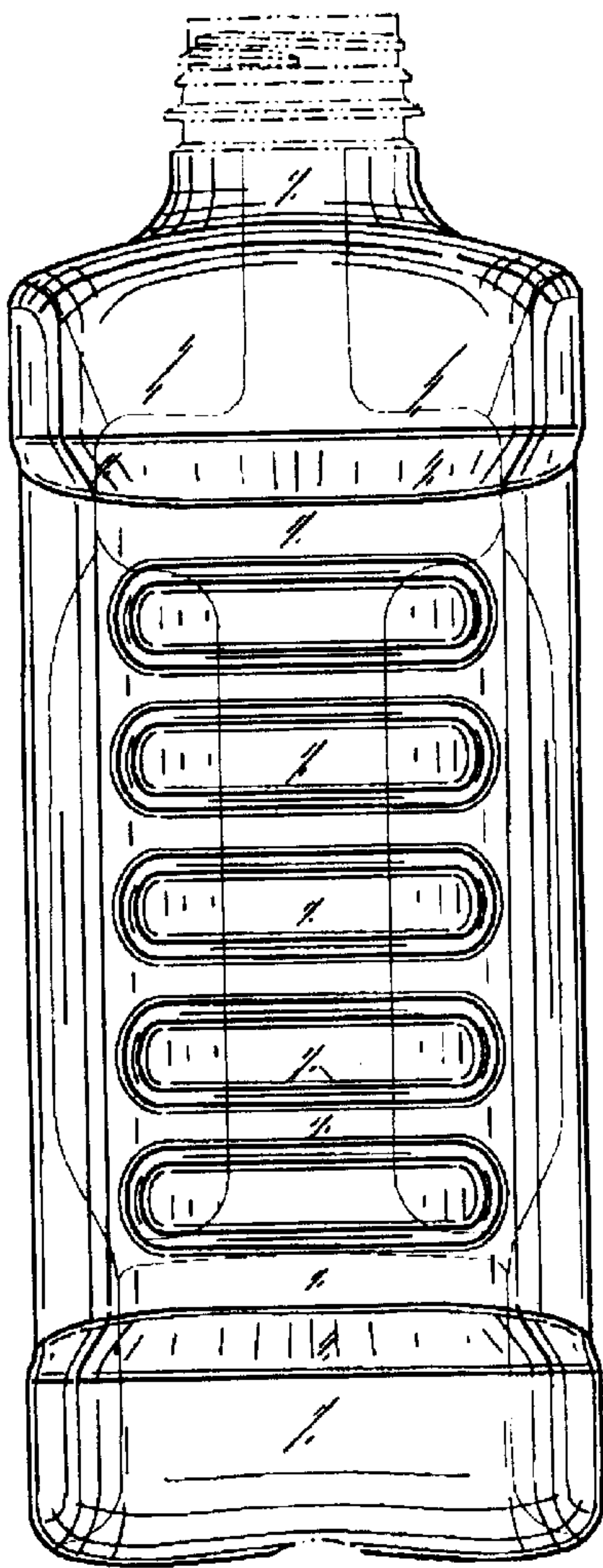


FIG. 4

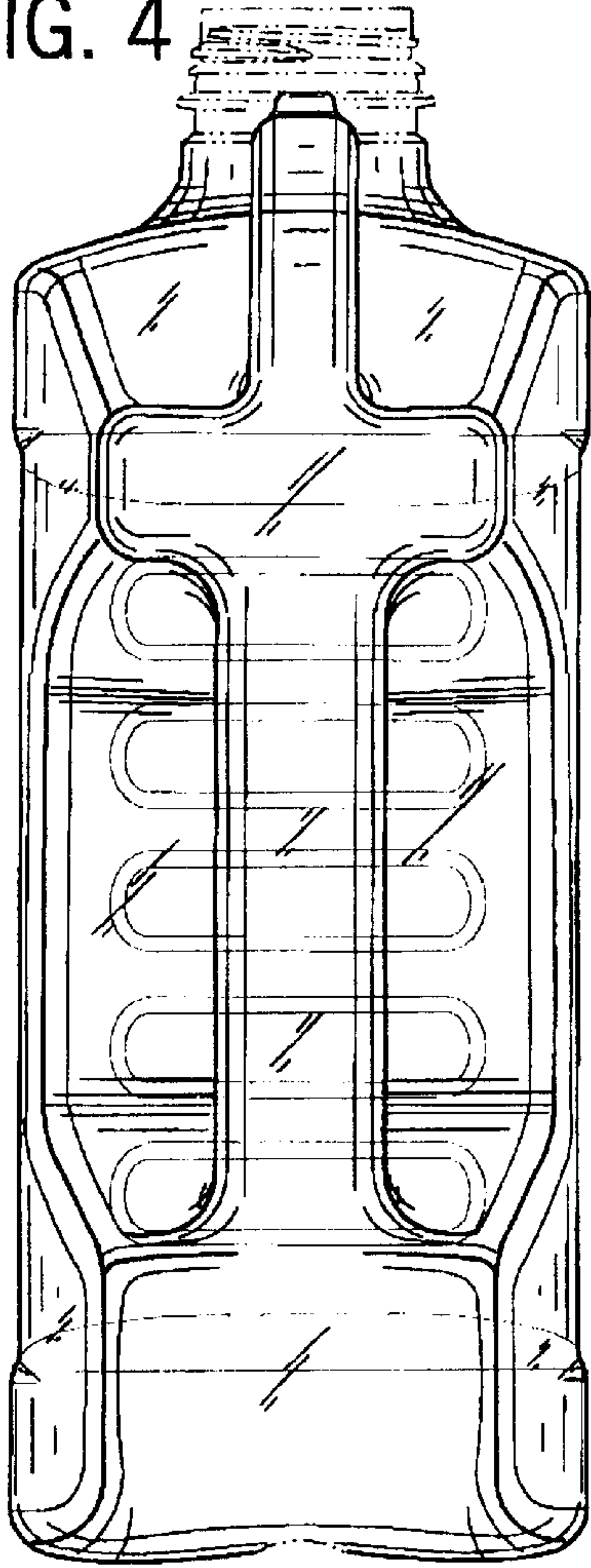


FIG. 5

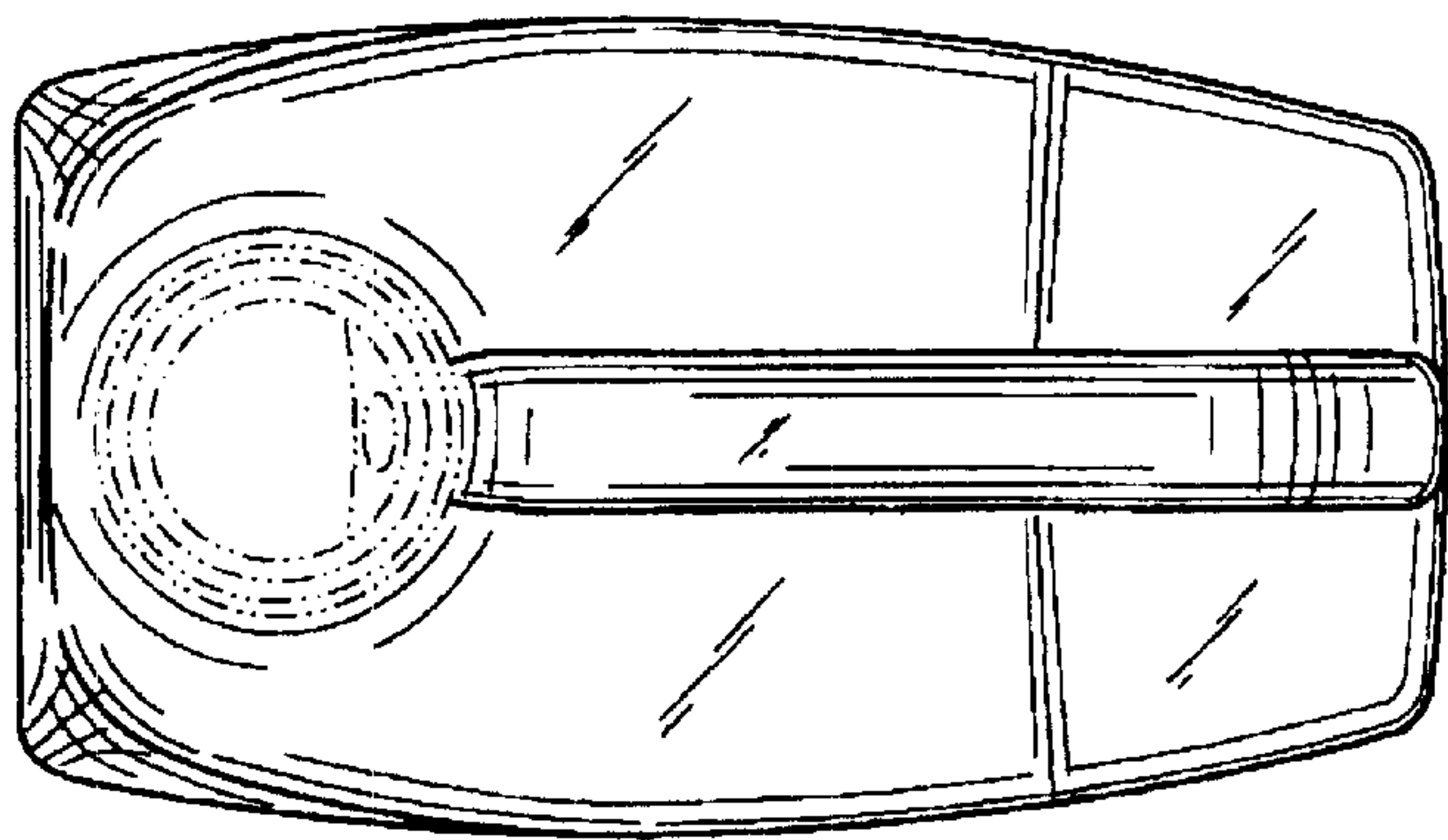


FIG. 6




FIG. 7

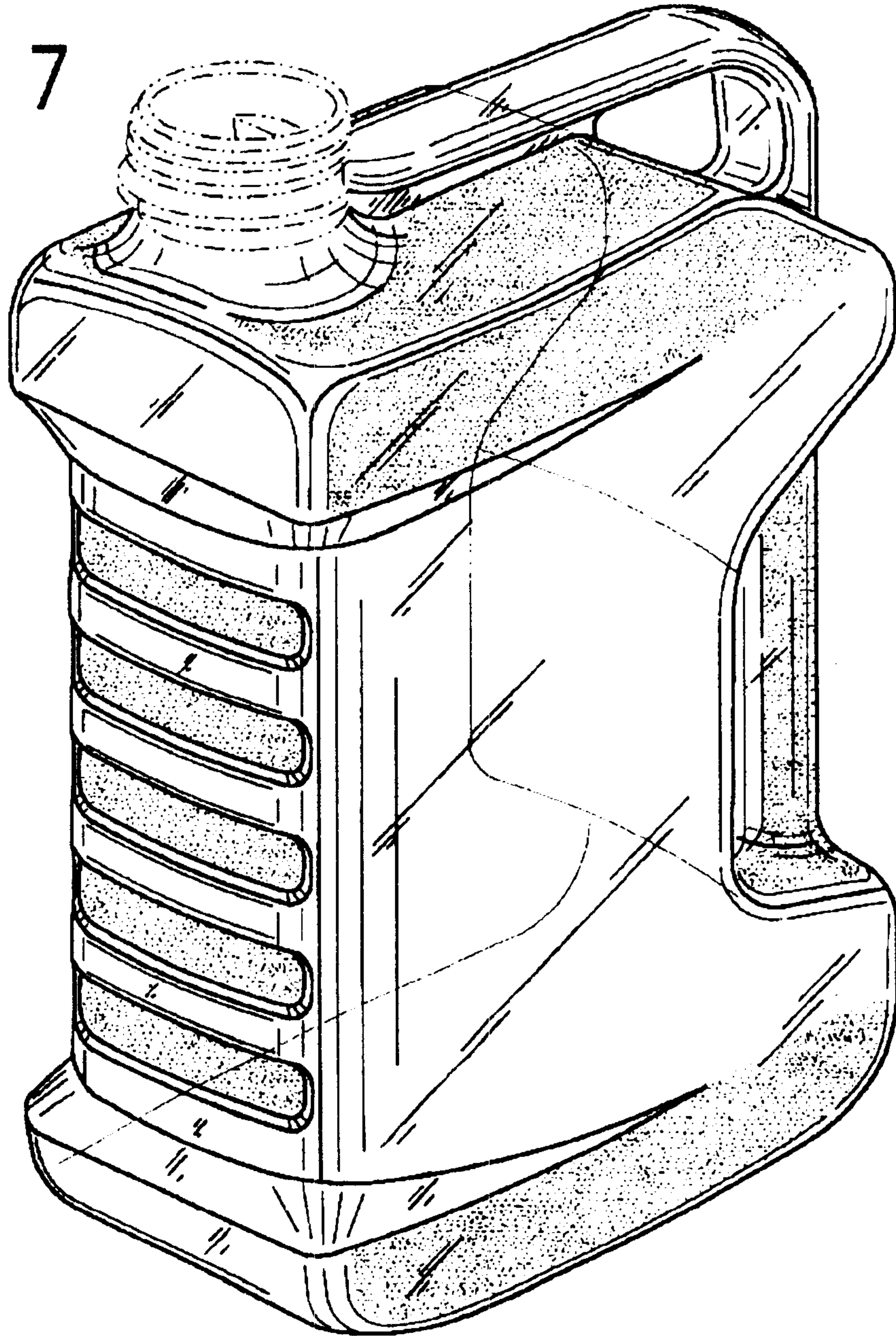




FIG. 8

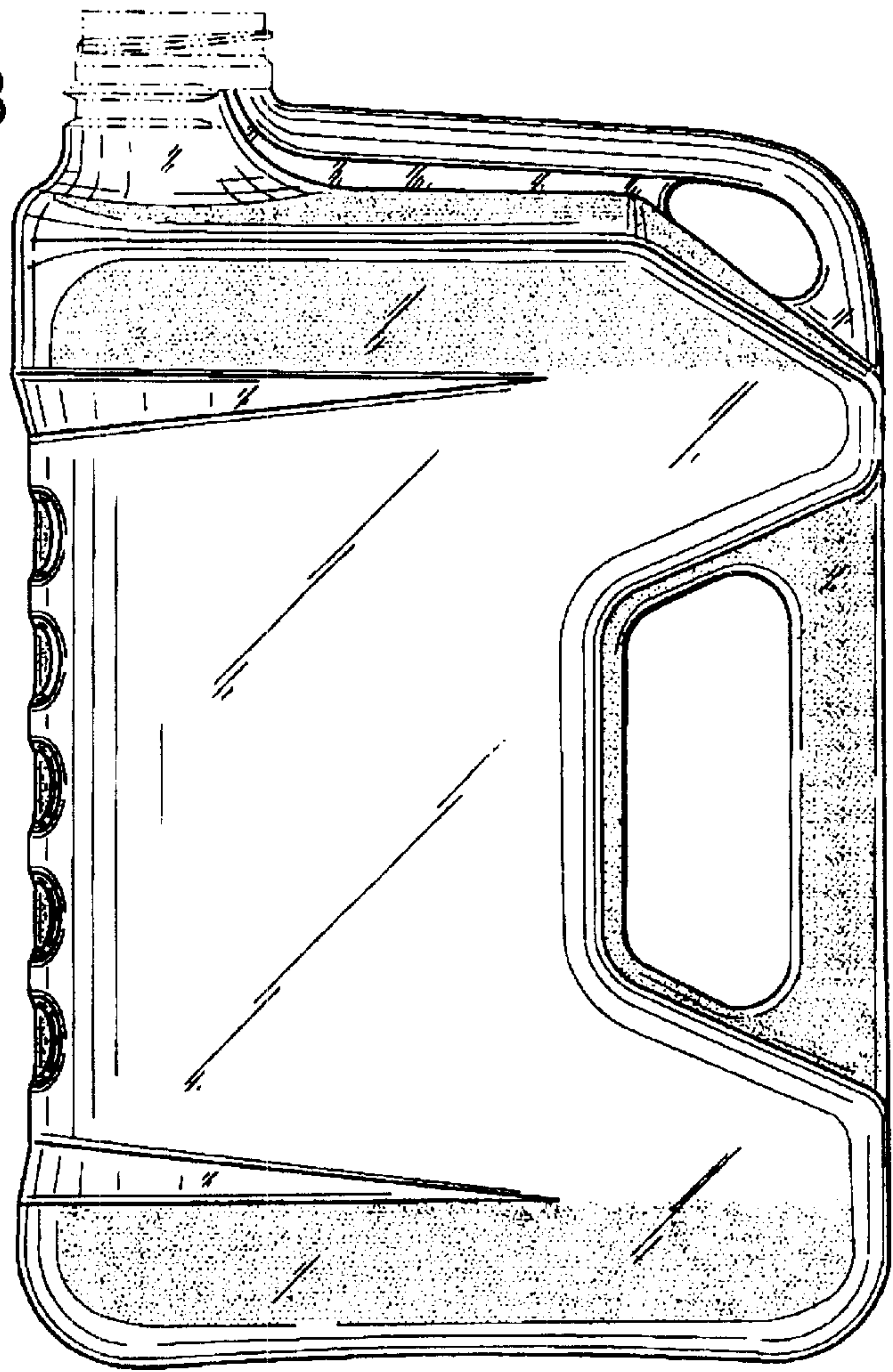


FIG. 9

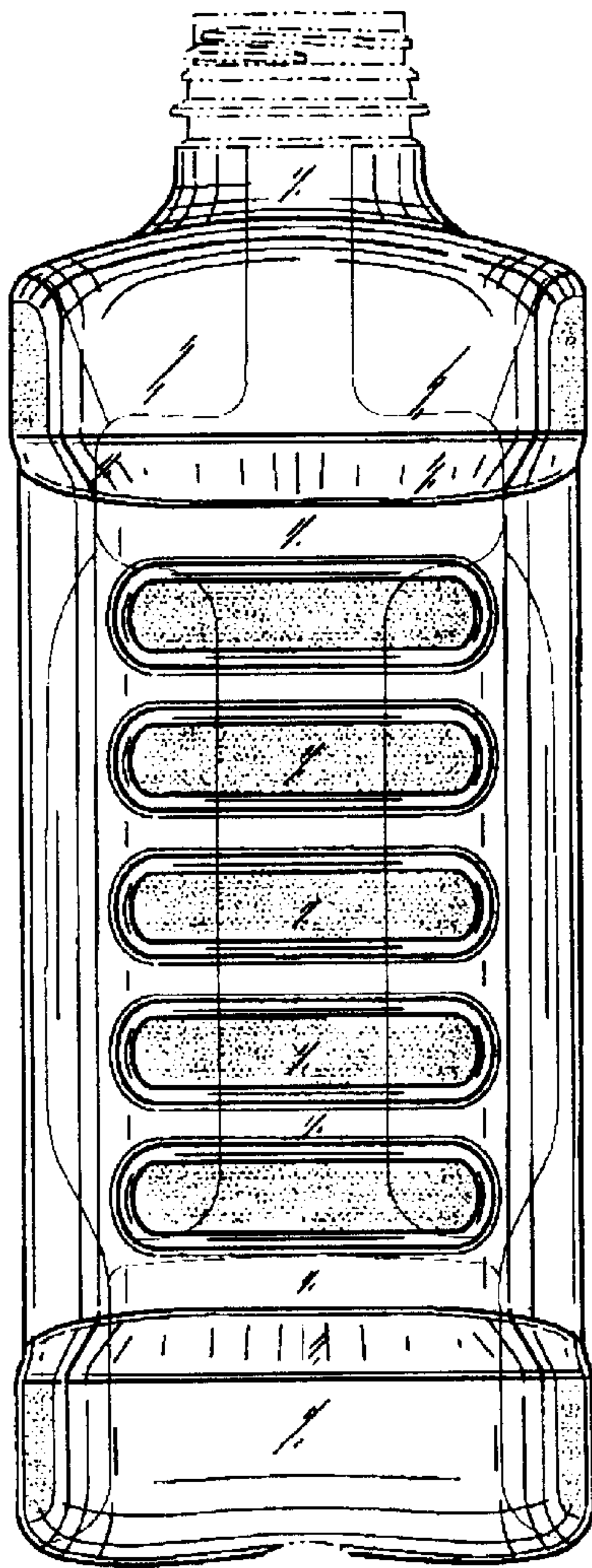


FIG. 10

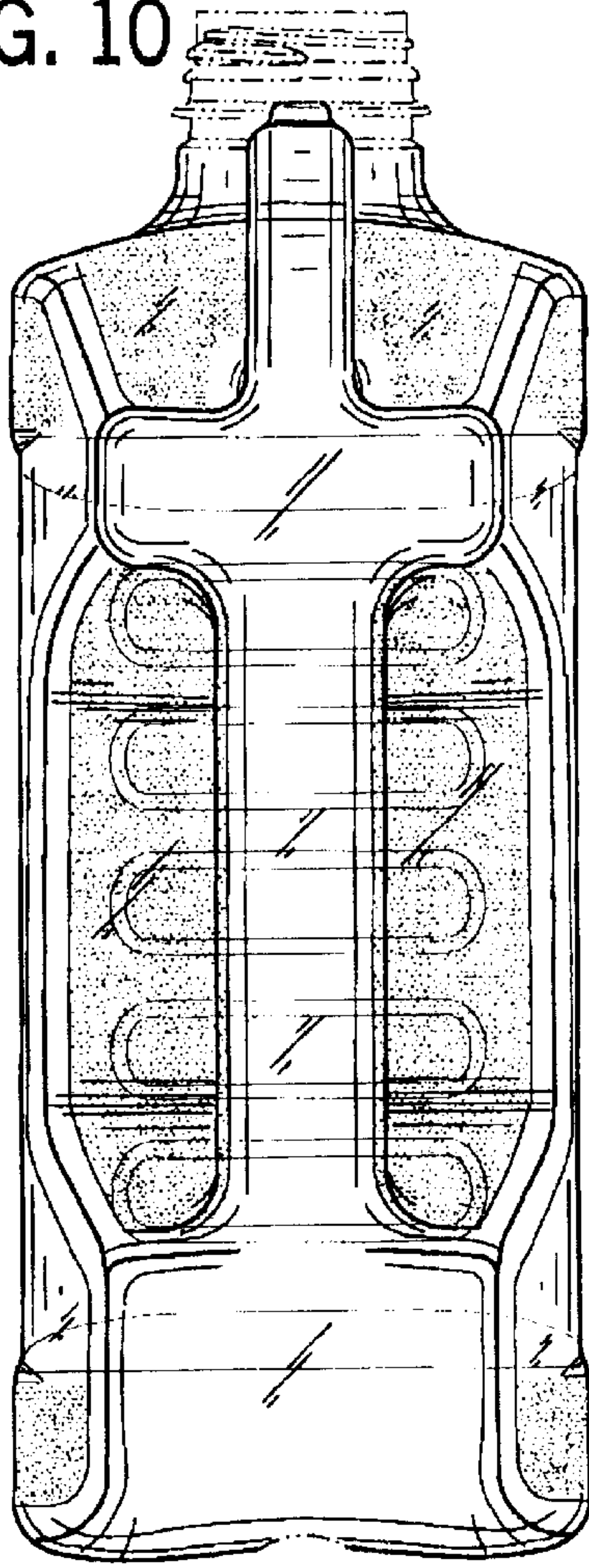


FIG. 11

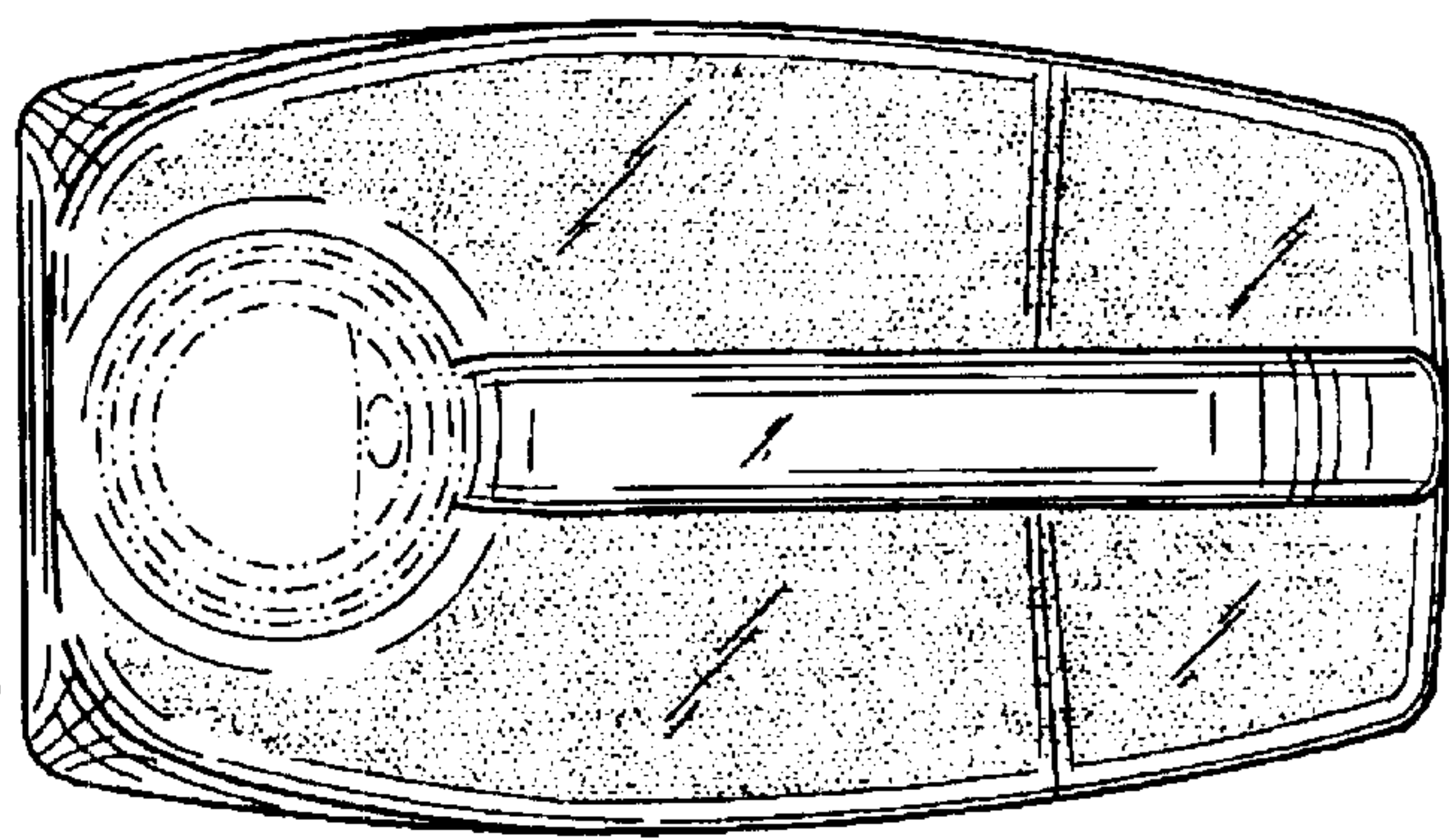


FIG. 12

