



US00D458537S

(12) **United States Design Patent**
Crawford et al.

(10) **Patent No.:** **US D458,537 S**

(45) **Date of Patent:** **** Jun. 11, 2002**

(54) **CONTAINER UPPER SECTION**

(75) **Inventors:** **John C. Crawford**, Mahopac, NY
(US); **Ronald Wadsworth**, Cambria;
Francois Danielo, Hacienda Heights,
both of CA (US)

D395,396 S * 6/1998 Kuzma et al. D9/542
D414,103 S * 9/1999 Crawford D9/300
D421,215 S * 2/2000 Crawford D9/300
D433,623 S * 11/2000 Crawford D9/300
D433,932 S * 11/2000 Kuzma et al. D9/300

* cited by examiner

(73) **Assignee:** **Colgate Palmolive**, New York, NY
(US)

Primary Examiner—Cathron C. Brooks
(74) *Attorney, Agent, or Firm*—Michael J. McGreal

(**) **Term:** **14 Years**

(57) **CLAIM**

(21) **Appl. No.:** **29/142,625**

The ornamental design for a container upper section, as shown and described.

(22) **Filed:** **May 30, 2001**

DESCRIPTION

Related U.S. Application Data

(62) Division of application No. 29/134,432, filed on Dec. 21, 2000, which is a continuation of application No. 29/116,934, filed on Jan. 13, 2000, now abandoned.

FIG. 1 is a perspective view of the container upper section of our design.

(51) **LOC (7) Cl.** **09-01**

FIG. 2 is a left side elevation view thereof.

(52) **U.S. Cl.** **D9/300**

FIG. 3 is a right side elevation view thereof.

(58) **Field of Search** D9/300, 530, 542,
D9/543, 558, 560, 573, 574; 222/320, 321.1,
321.6, 321.7, 321.8, 321.9, 324

FIG. 4 is a front elevation view thereof, the rear elevation view being a mirror image thereof.

FIG. 5 is a top plan view thereof.

FIG. 6 is a bottom plan view thereof; and,

FIG. 7 is an alternate embodiment of the container upper section showing the left side elevation view, the other views being the same.

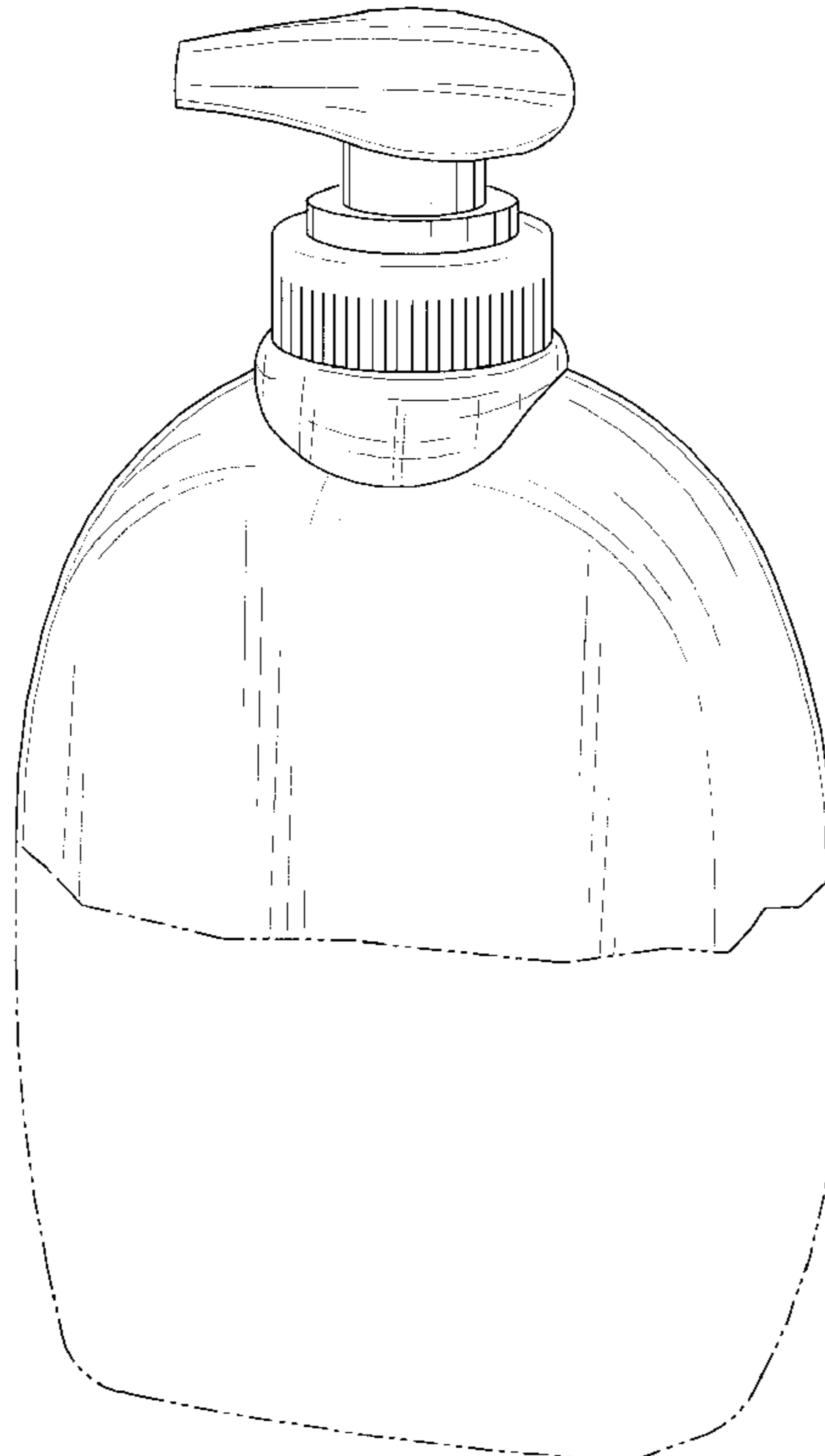
(56) **References Cited**

The broken line showing of the lower portion of a bottle is for illustrative purposes only and forms no part of the claimed design.

U.S. PATENT DOCUMENTS

D315,299 S * 3/1991 Gerardiello D9/558
D376,310 S * 12/1996 Crawford D9/300

1 Claim, 3 Drawing Sheets



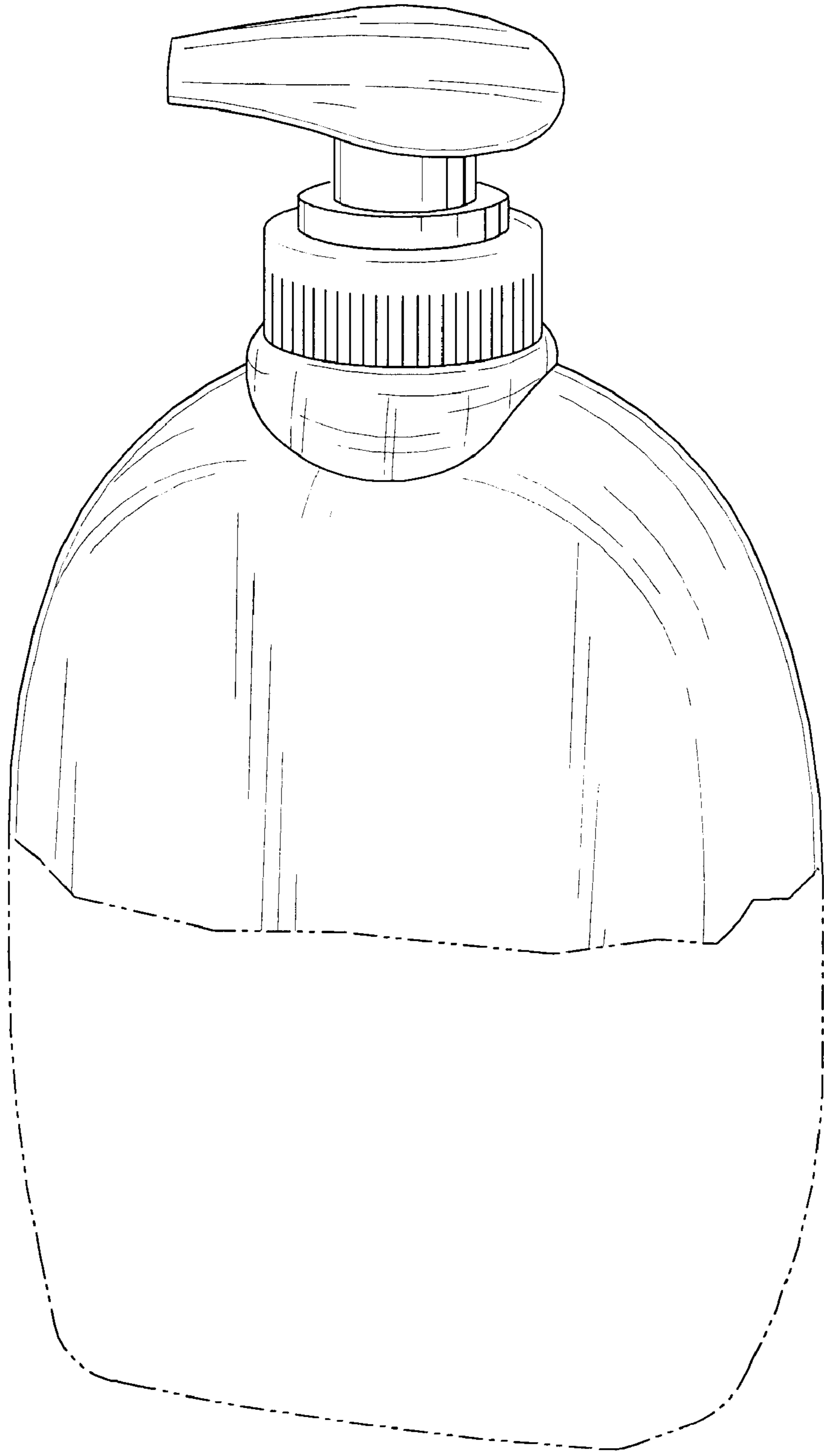


FIG. 1

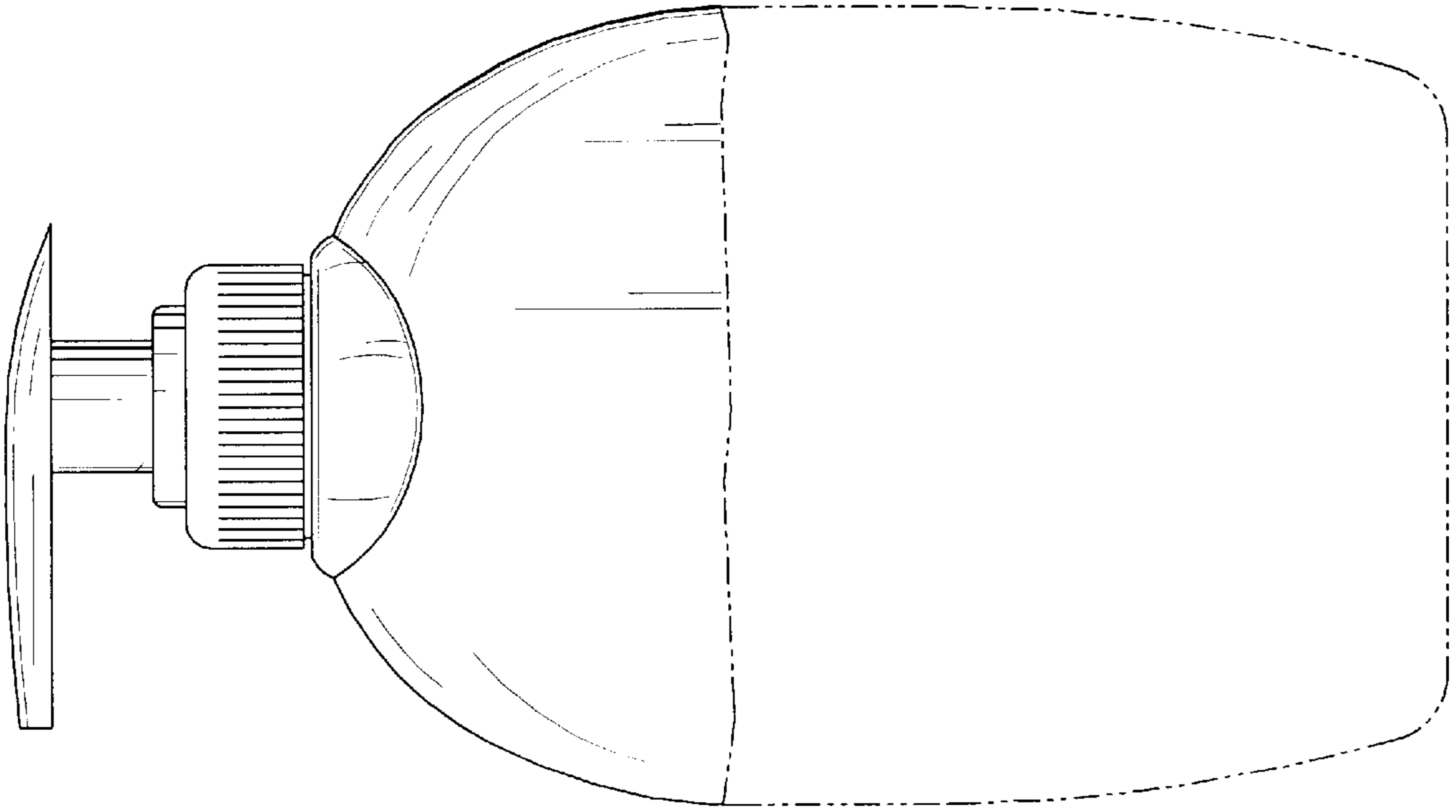


FIG. 4

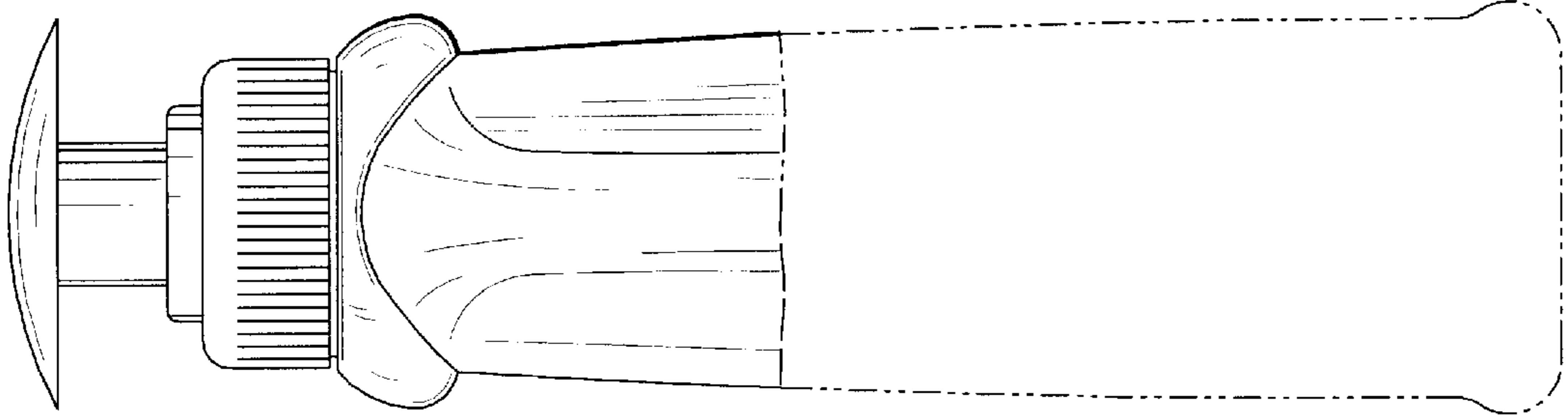


FIG. 3

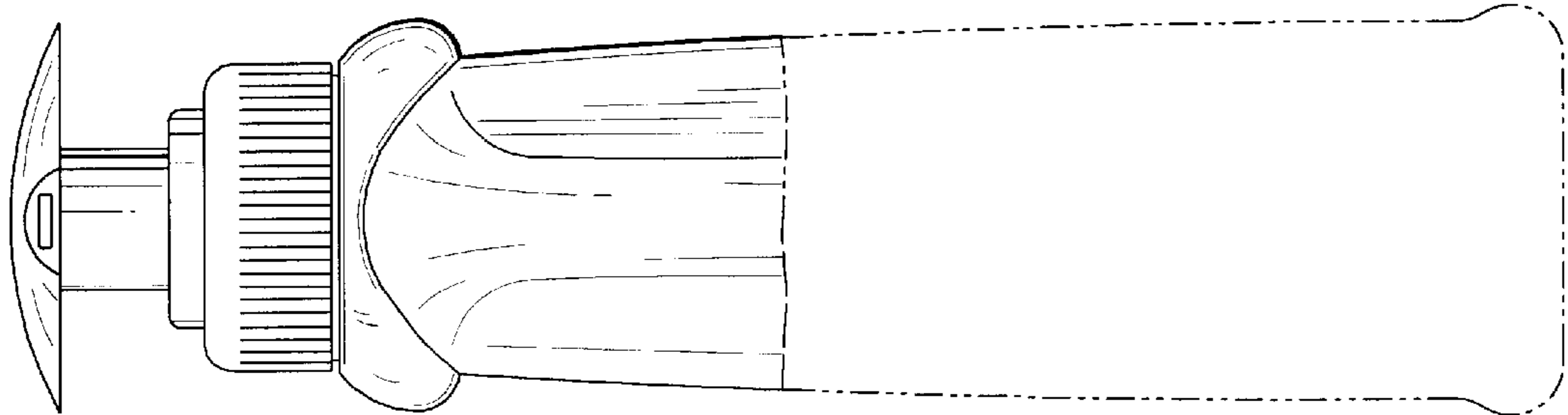


FIG. 2

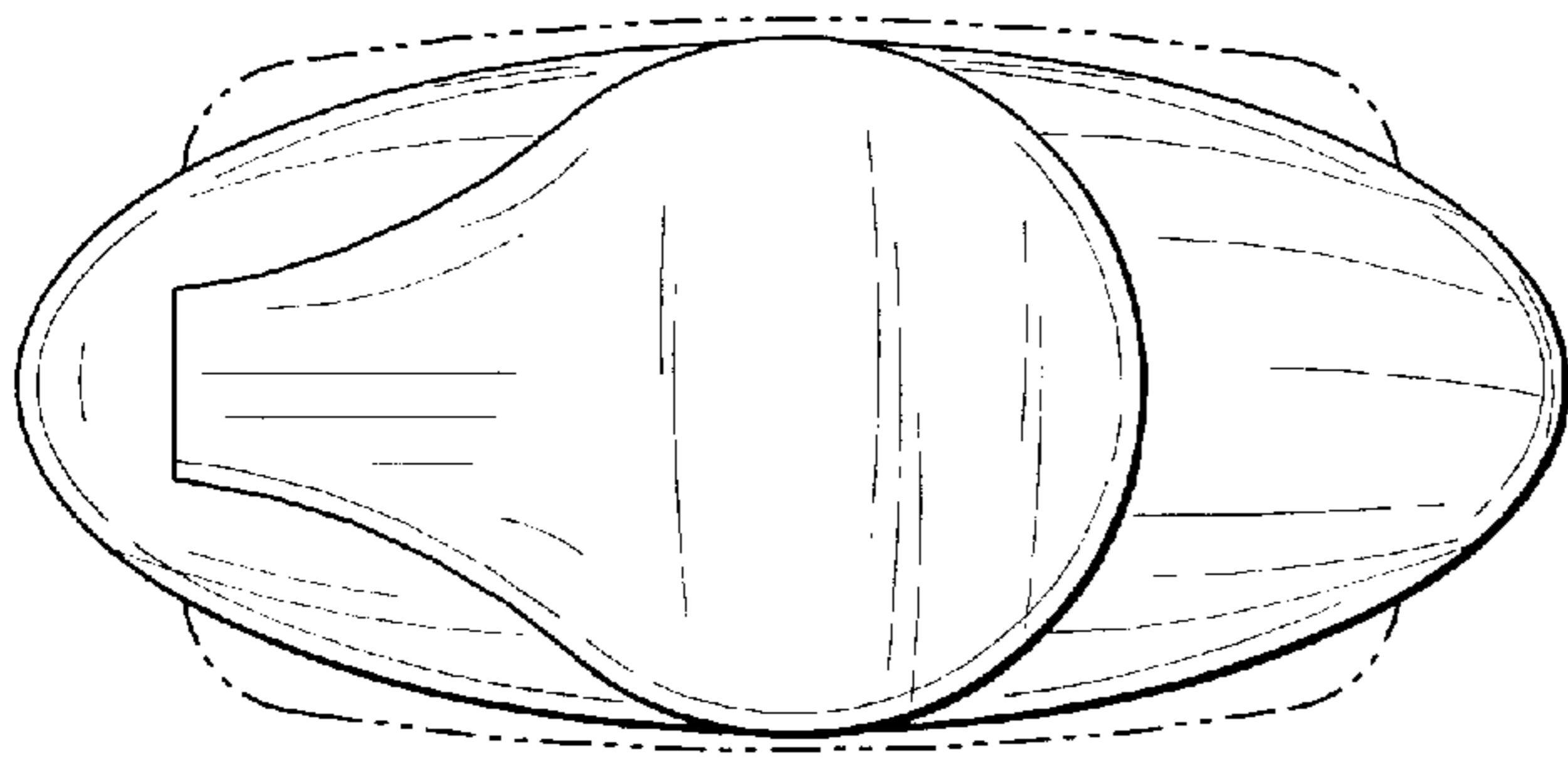


FIG. 5




FIG. 6




FIG. 7