



US00D458523S

(12) **United States Design Patent**
Newton, Sr.

(10) **Patent No.:** **US D458,523 S**
(45) **Date of Patent:** **** Jun. 11, 2002**

(54) **SINK BASKET STRAINER AND SHOWER DRAIN WRENCH**

3,354,757 A * 11/1967 Grimm 81/124.3
4,532,834 A * 8/1985 Hartman 81/124.3
D373,940 S * 9/1996 Kerlee D8/17
D435,765 S * 2/2001 Owens D8/28

(75) Inventor: **James R. Newton, Sr.**, Moultrie, GA
(US)

* cited by examiner

(73) Assignee: **Patent Resources, L. P.**, Moultrie, GA
(US)

Primary Examiner—Raphael Barkai
(74) *Attorney, Agent, or Firm*—Michael W. York

(**) Term: **14 Years**

(57) **CLAIM**

(21) Appl. No.: **29/140,379**

The ornamental design for a sink basket strainer and shower drain wrench, as shown and described.

(22) Filed: **Apr. 18, 2001**

DESCRIPTION

(51) **LOC (7) Cl.** **08-05**

(52) **U.S. Cl.** **D8/17**

(58) **Field of Search** D8/17, 21-29;
81/124.3, 119, 176.2

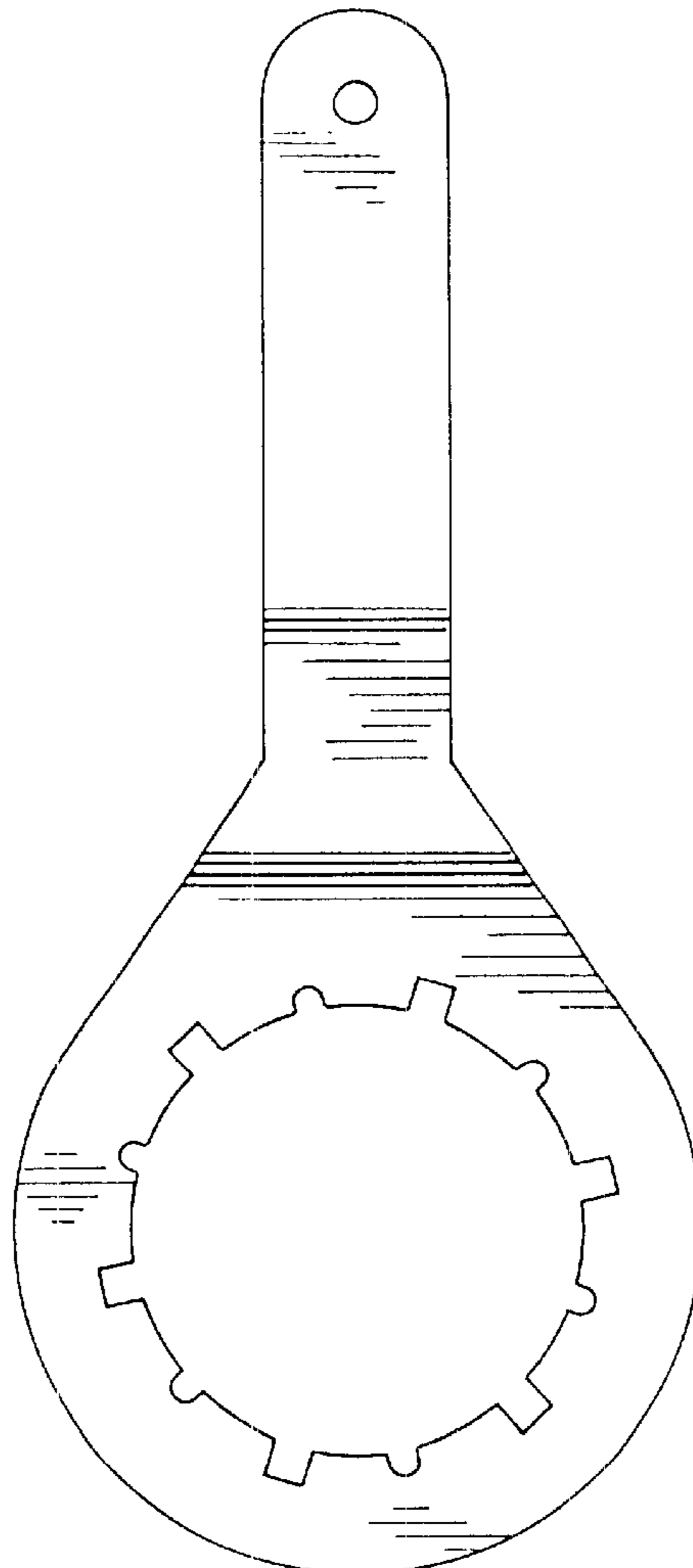
FIG. 1 is a top plan view of a sink basket strainer and shower drain wrench showing my new design;
FIG. 2 is a bottom plan view thereof;
FIG. 3 is a side elevational view thereof taken from the right of FIG. 1, the opposite side elevational view being a mirror image;
FIG. 4 is a front elevational view thereof; and,
FIG. 5 is a rear elevational view thereof.

(56) **References Cited**

U.S. PATENT DOCUMENTS

D105,338 S * 7/1937 McNaught 81/125.1
2,801,561 A * 8/1957 Bonner 81/124.3

1 Claim, 1 Drawing Sheet



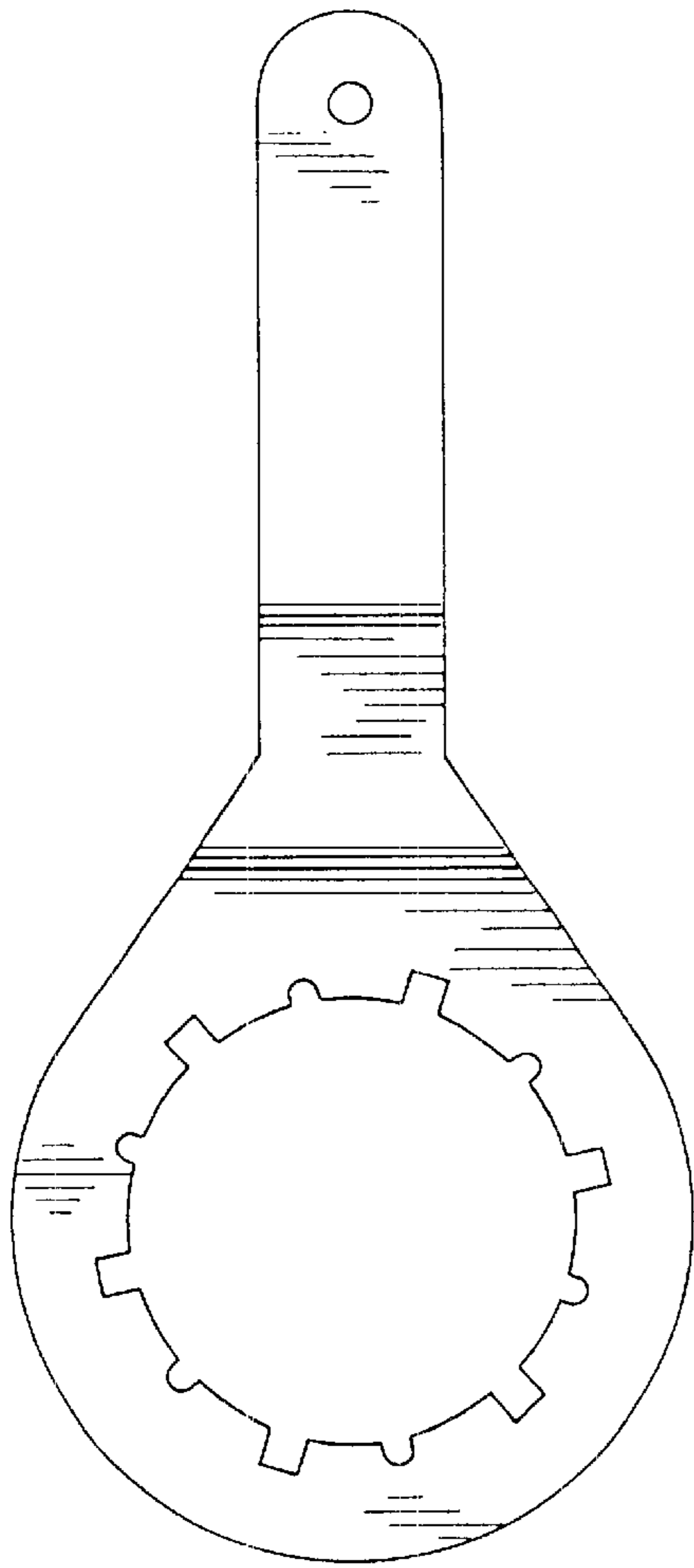


FIG. 1

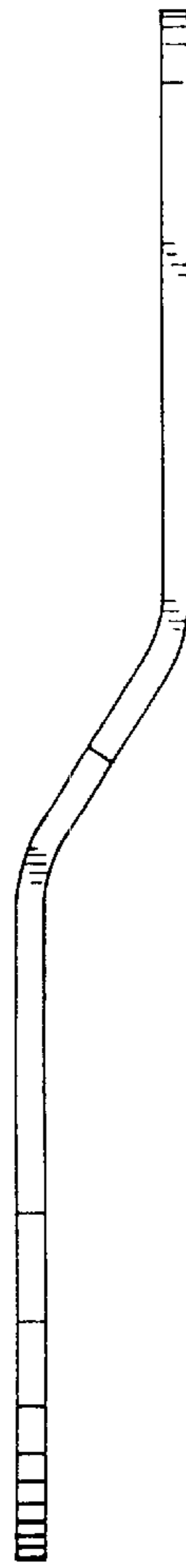


FIG. 3

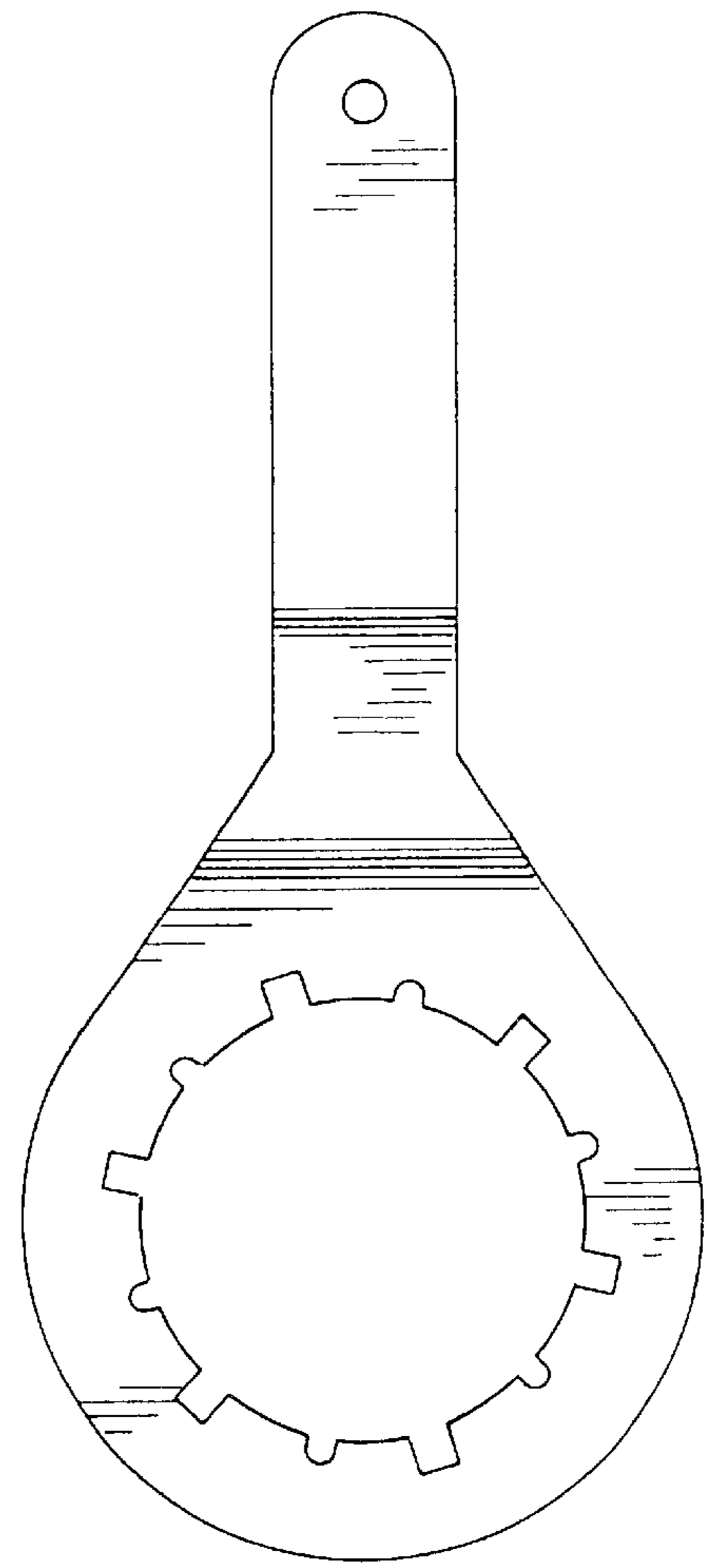


FIG. 2




FIG. 4

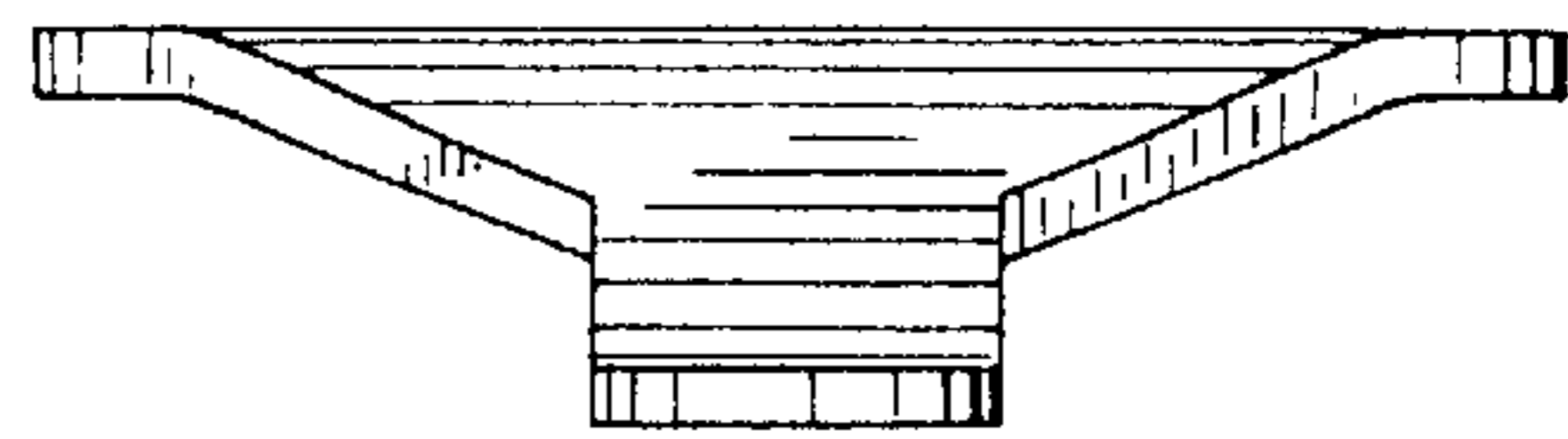


FIG. 5