



US00D458512S

(12) **United States Design Patent**
Dijkstra

(10) **Patent No.:** **US D458,512 S**

(45) **Date of Patent:** **** Jun. 11, 2002**

(54) **UTILITY LIGHTER**

(75) **Inventor:** **Tjeerd Dijkstra, Leiderdorp (NL)**

(73) **Assignee:** **Zippo Manufacturing Company,
Bradford, PA (US)**

(**) **Term:** **14 Years**

(21) **Appl. No.:** **29/145,699**

(22) **Filed:** **Jul. 27, 2001**

(51) **LOC (7) Cl.** **07-99**

(52) **U.S. Cl.** **D7/416**

(58) **Field of Search** **D7/416, 417; 431/254;
126/25 B, 409; 417/411; D3/288; D27/154,
131, 139, 141, 148**

(56) **References Cited**

U.S. PATENT DOCUMENTS

D211,399 S	*	6/1968	Martin	D3/208
4,502,465 A	*	3/1985	Yoshinaga et al.	126/409
D282,566 S	*	2/1986	Cragun	D7/416

4,810,173 A	*	3/1989	Thomson et al.	417/411
D352,638 S	*	11/1994	Hsu	D7/416
D390,750 S	*	2/1998	Sung	D7/416
D424,373 S	*	5/2000	Aronson, II	D7/416

* cited by examiner

Primary Examiner—M. N. Pandozzi

(74) *Attorney, Agent, or Firm*—Hodgson Russ LLP

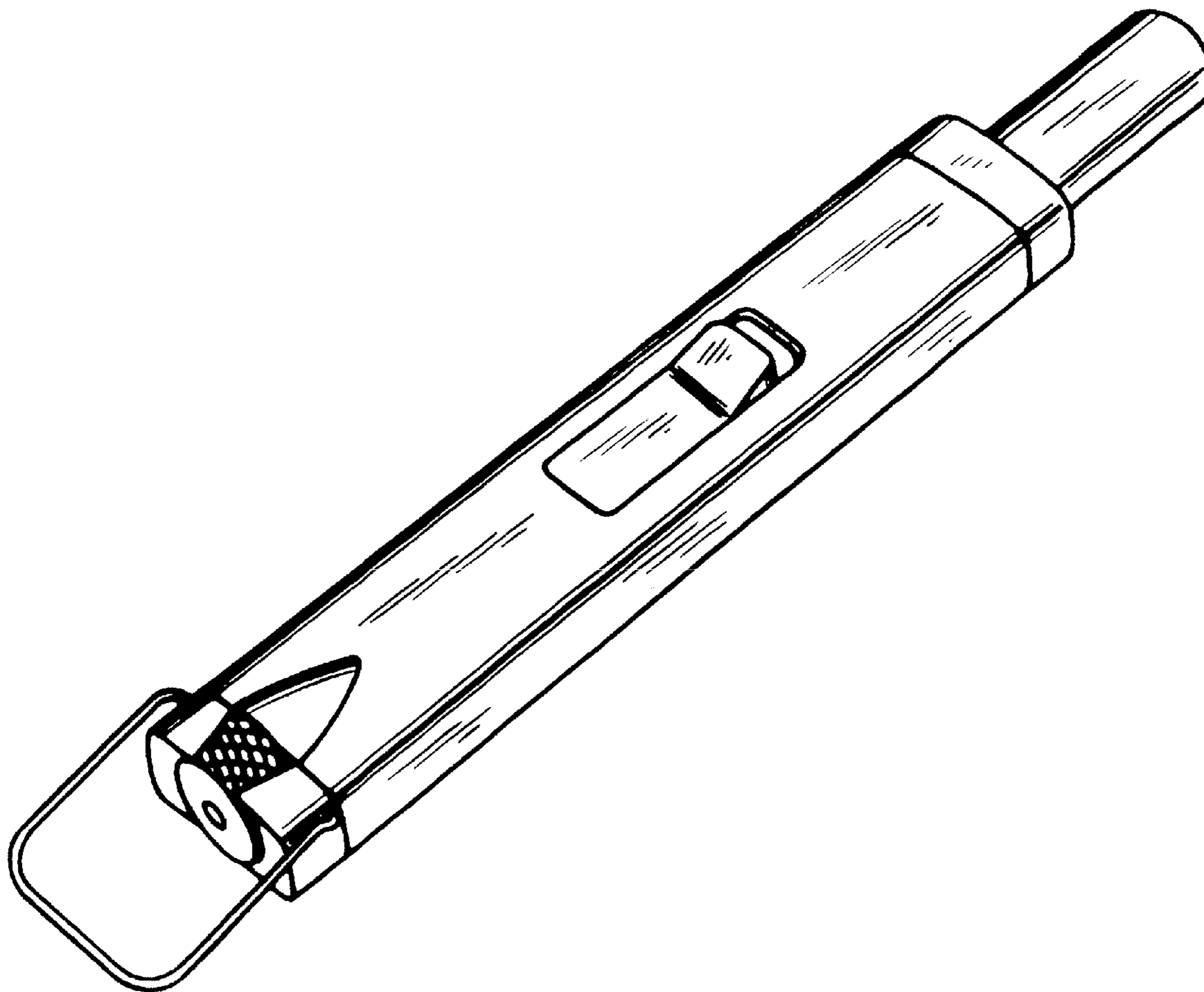
(57) **CLAIM**

The ornamental design for a utility lighter, as shown.

DESCRIPTION

FIG. 1 is an isometric front view of the utility lighter of the present invention;
 FIG. 2 is a top view of the utility lighter of FIG. 1;
 FIG. 3 is a side view of the longitudinal side of the utility lighter of FIG. 1;
 FIG. 4 is a bottom view of the utility lighter of FIG. 1;
 FIG. 5 is a rear end view of the utility lighter of FIG. 1; and,
 FIG. 6 is a front end view of the utility lighter of FIG. 1.

1 Claim, 2 Drawing Sheets



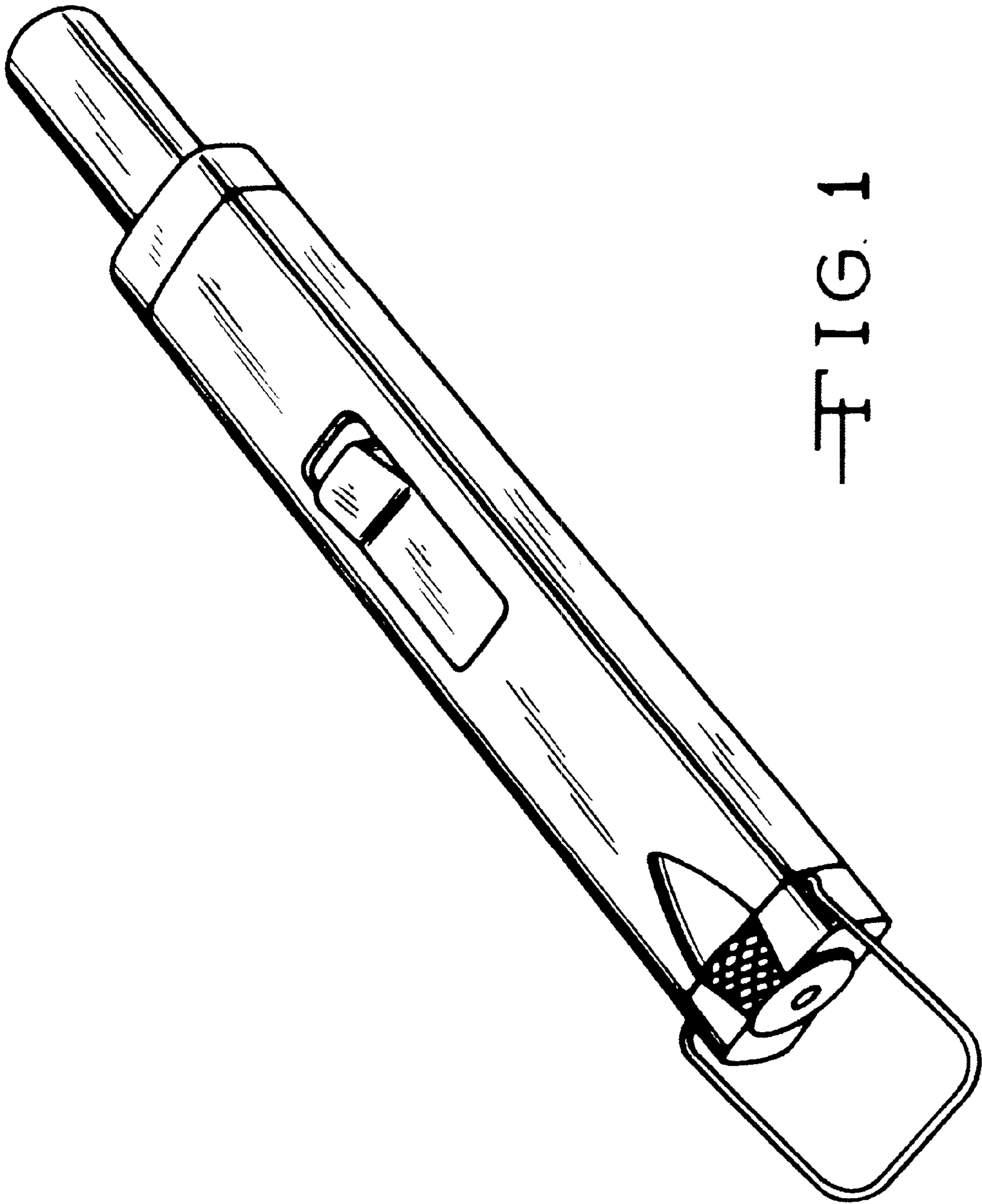


FIG. 1

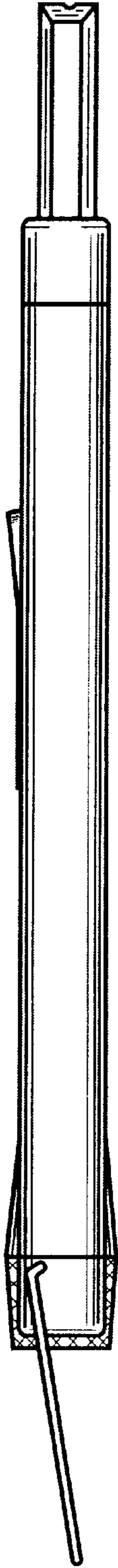


FIG. 3

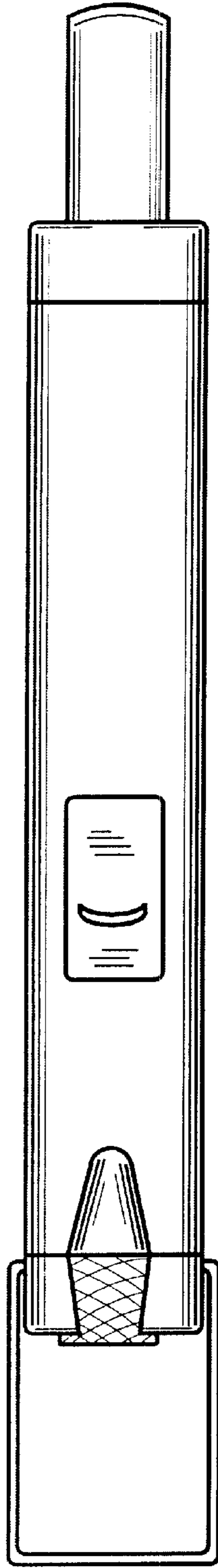


FIG. 4

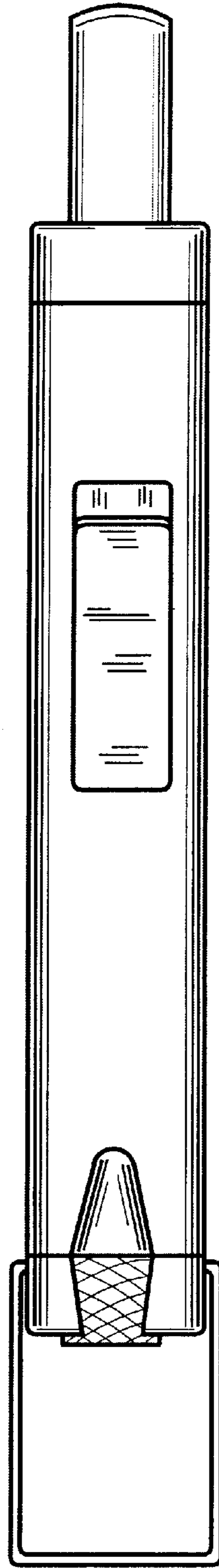


FIG. 2

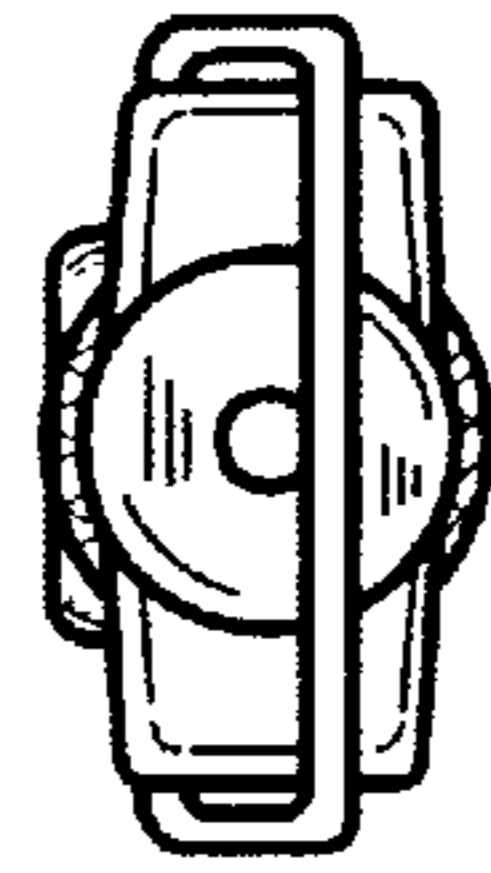


FIG. 5




FIG. 6