



US00D458511S

(12) **United States Design Patent**
Rorke

(10) **Patent No.:** **US D458,511 S**

(45) **Date of Patent:** **** Jun. 11, 2002**

(54) **KNIFE HANDLE**

D407,268 S 3/1999 Juhlin et al. D7/401.2

(76) Inventor: **Brooks Rorke**, 5833 Newberry Cir.,
Melbourne, FL (US) 32840

(**) Term: **14 Years**

(21) Appl. No.: **29/137,338**

(22) Filed: **Feb. 16, 2001**

(51) **LOC (7) Cl.** **07-03**

(52) **U.S. Cl.** **D7/395; D7/401.2**

(58) **Field of Search** D7/393, 395, 401.2,
D7/681-696, 642-664; D8/107, 98-104;
30/147-149, 340, 342-344; 16/110.1, 430,
431

(56) **References Cited**

U.S. PATENT DOCUMENTS

D136,445 S	10/1943	Gerber	
D158,460 S	5/1950	Gustafson	
D190,189 S	4/1961	Eckersberg	
D296,179 S	6/1988	Hagberg et al.	
D303,603 S	9/1989	Zimmerman	
4,955,139 A *	9/1990	Clotten et al.	30/340
D318,600 S	7/1991	Lillelund et al.	
D323,448 S *	1/1992	Salviato	D7/649
D355,331 S	2/1995	Rich	
D387,959 S	12/1997	Cousins	D7/696
5,791,055 A *	8/1998	Mangol	30/340
D400,059 S *	10/1998	Cohen et al.	D7/649
D402,856 S *	12/1998	Cohen et al.	D7/649
D407,267 S	3/1999	Juhlin et al.	D7/401.2

OTHER PUBLICATIONS

Magic Line—4 pages Undated Photos of Knives.
Good Grips—4 pages Undated Photos of Knives.
Grand Prix—3 pages Undated Photos of Knives.
Five Star—7 pages Undated Photos of Knives.
Design, Jul. 1976, p. 25, Knives.

* cited by examiner

Primary Examiner—Terry A. Wallace

(74) *Attorney, Agent, or Firm*—Taylor J. Ross

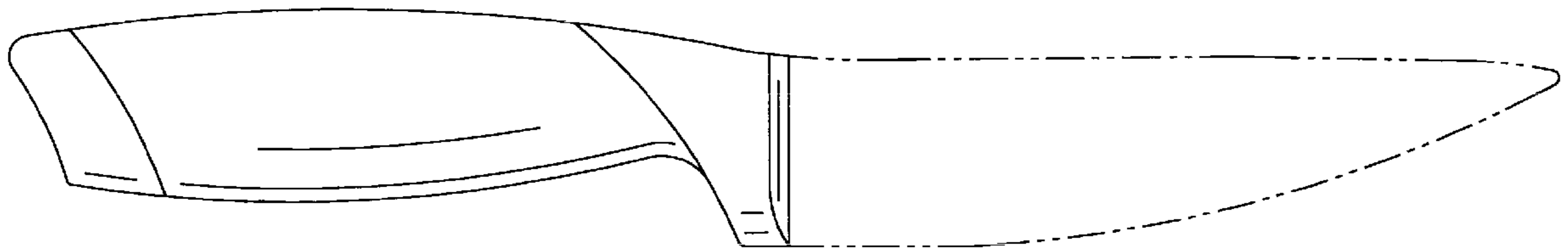
(57) **CLAIM**

The ornamental design for a knife handle, as shown and described.

DESCRIPTION

FIG. 1 is a top, side and front perspective view of a first embodiment of a knife handle showing the new design; FIG. 2 is a right side elevation view thereof; FIG. 3 is a left side elevation view thereof; FIG. 4 is a front elevation view thereof; FIG. 5 is a rear elevation view thereof; FIG. 6 is a top plan view thereof; and, FIG. 7 is a bottom plan view thereof. The broken line showing environmental structure is for illustrative purposes only and forms no part of the claimed design.

1 Claim, 2 Drawing Sheets






FIG. 4 FIG. 5

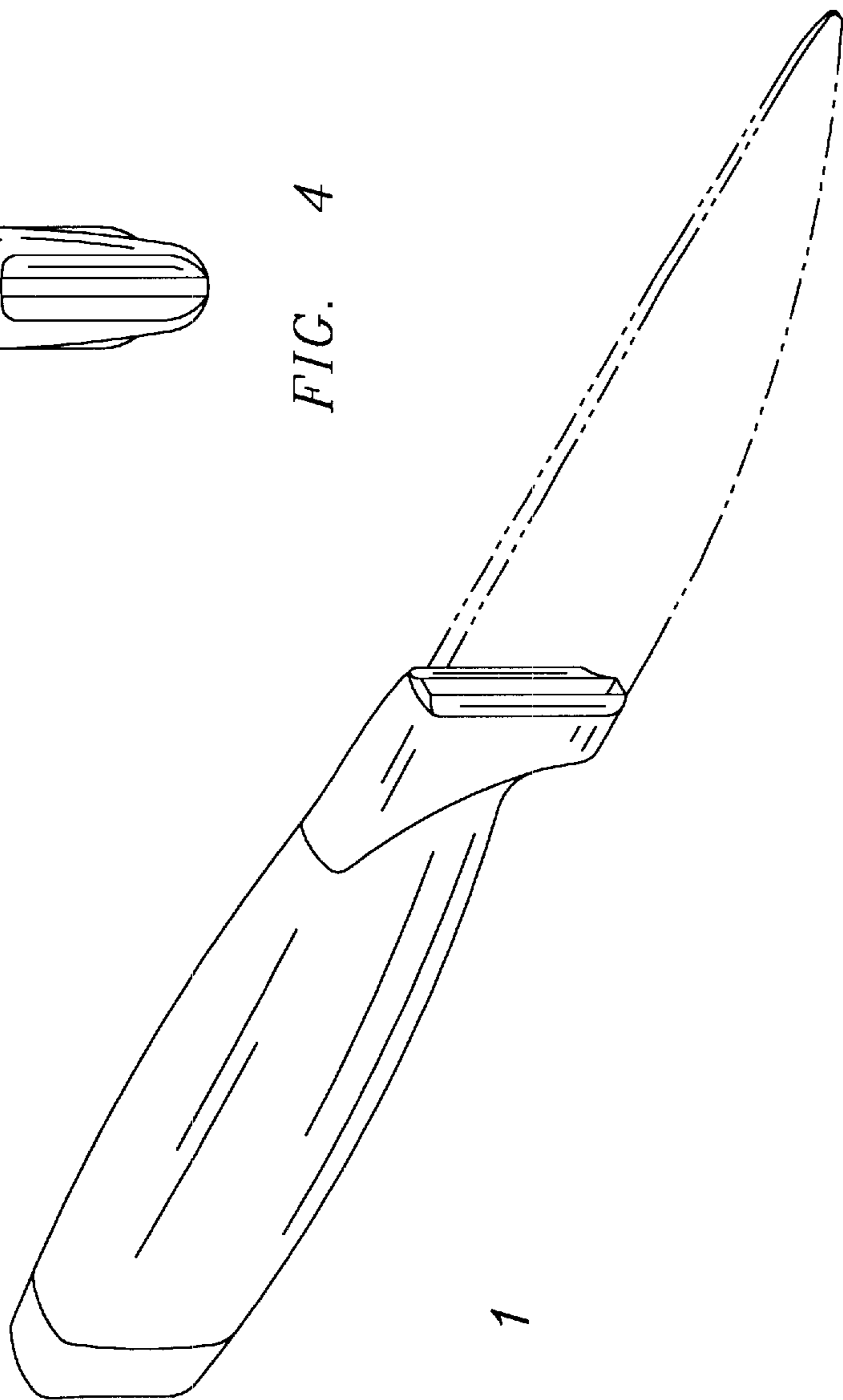


FIG. 1

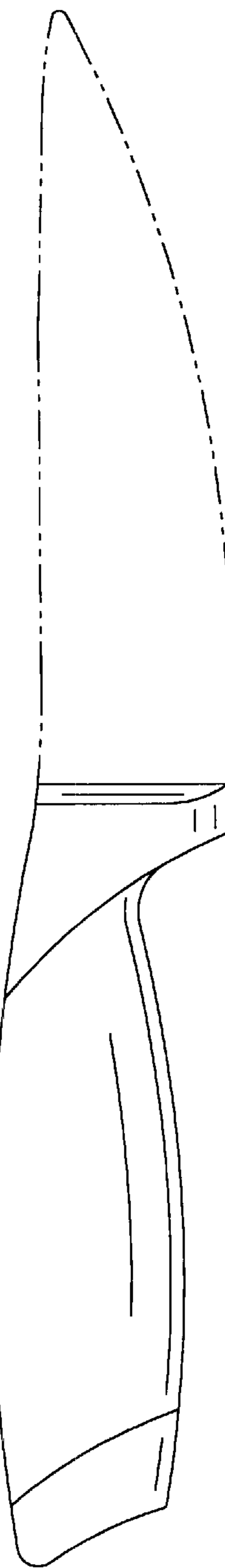


FIG. 2

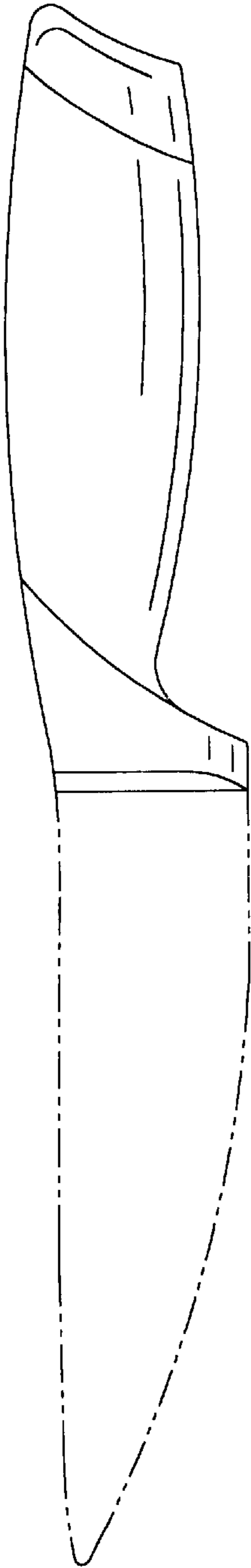


FIG. 3



FIG. 6



FIG. 7