



US00D458497S

(12) **United States Design Patent**  
**Shiflet**

(10) **Patent No.:** **US D458,497 S**

(45) **Date of Patent:** **\*\* Jun. 11, 2002**

(54) **GOLF BAG TAG POLE RACK**

(76) Inventor: **Douglas F. Shiflet**, 4111 Maystair Way,  
Hilliard, OH (US) 43026

(\*\*) Term: **14 Years**

(21) Appl. No.: **29/127,395**

(22) Filed: **Aug. 4, 2000**

(51) **LOC (7) Cl.** ..... **08-08**

(52) **U.S. Cl.** ..... **D6/552**

(58) **Field of Search** ..... D6/512-514, 552,  
D6/553, 566, 567, 569, 572; D21/319,  
733, 735, 753, 759; 211/13.1, 85.9, 44,  
70.6, 86.01, 88.04, 89.01, 113, 181.1; 248/176.1,  
304, 309.1, 317

(56) **References Cited**

**U.S. PATENT DOCUMENTS**

D119,760	S	*	4/1940	Kopp	.....	D6/572	X
D165,553	S	*	12/1951	Schoor	.....	D6/572	
D250,925	S	*	1/1979	Flanigan et al.	.....	D6/552	
D280,046	S	*	8/1985	Benedict	.....	D6/513	X
4,586,616	A	*	5/1986	Cooper et al.	.....	211/88.04	
D324,793	S	*	3/1992	Johnson	.....	D6/552	
D325,474	S	*	4/1992	Jackson	.....	D6/569	X
D351,305	S	*	10/1994	Law	.....	D6/567	
D387,933	S	*	12/1997	Effron	.....	D6/566	
D388,645	S	*	1/1998	Whang	.....	D6/566	X
D390,737	S	*	2/1998	Strnad	.....	D6/552	
D416,423	S	*	11/1999	Green	.....	D6/572	
D433,857	S	*	11/2000	Nguyen	.....	D6/566	X

\* cited by examiner

*Primary Examiner*—Brian N. Vinson

(74) *Attorney, Agent, or Firm*—Crosby, Heafey, Roach & May; J. William Wigert, Jr.

(57) **CLAIM**

The ornamental design for a golf bag tag pole rack, as shown and described.

**DESCRIPTION**

Frequently golf courses and other establishments provide golf bag tags to golfers, usually having the name and logo of the golf course. The article disclosed and claimed provides for a decorative display for such golf bag tags.

FIG. 1 is a front elevational view of a golf bag tag pole rack showing a first embodiment of my new design, the broken-line disclosure of tags being for illustrative purposes only and forming no part of the claimed design;

FIG. 2 is a rear elevational view thereof;

FIG. 3 is an enlarged left end elevational view thereof;

FIG. 4 is an enlarged right end elevational view thereof;

FIG. 5 is a top plan view thereof;

FIG. 6 is a bottom plan view thereof;

FIG. 7 is a front elevational view of a golf bag tag pole rack showing a second embodiment of my new design, the broken-line disclosure of tags being for illustrative purposes only and forming no part of the claimed design;

FIG. 8 is a rear elevational view thereof;

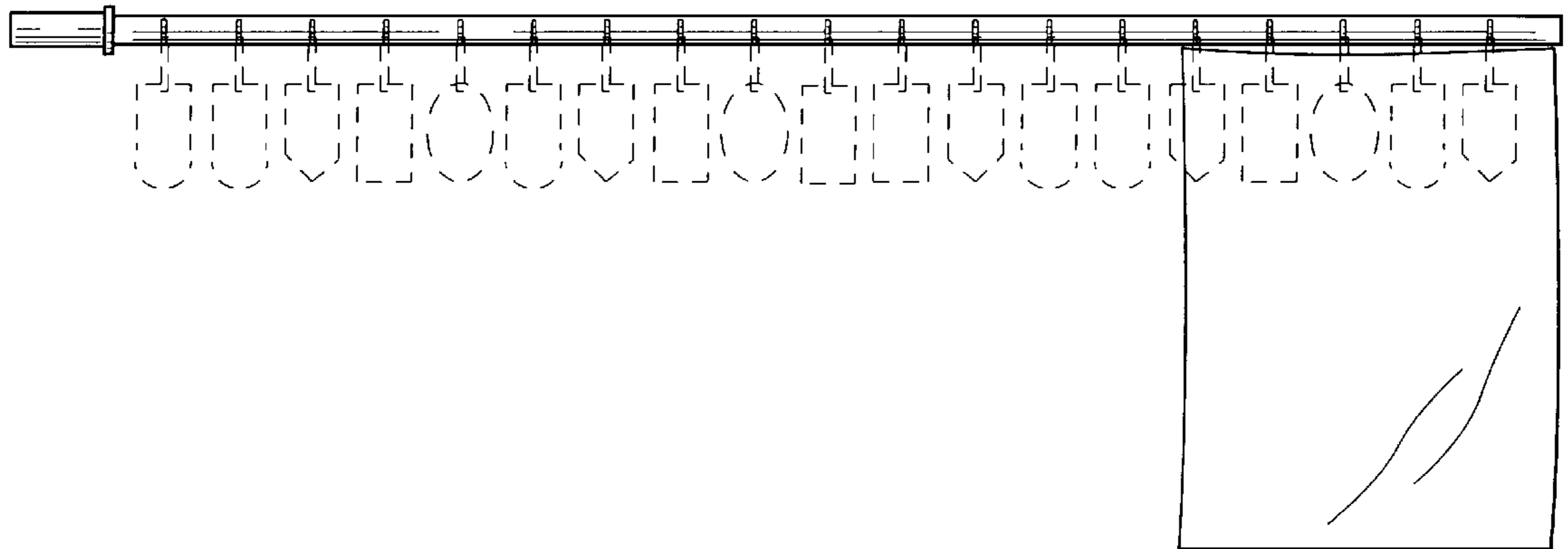
FIG. 9 is a left end elevational view thereof;

FIG. 10 is a right end elevational view thereof;

FIG. 11 is a top plan view thereof; and,

FIG. 12 is a bottom plan view thereof.

**1 Claim, 2 Drawing Sheets**



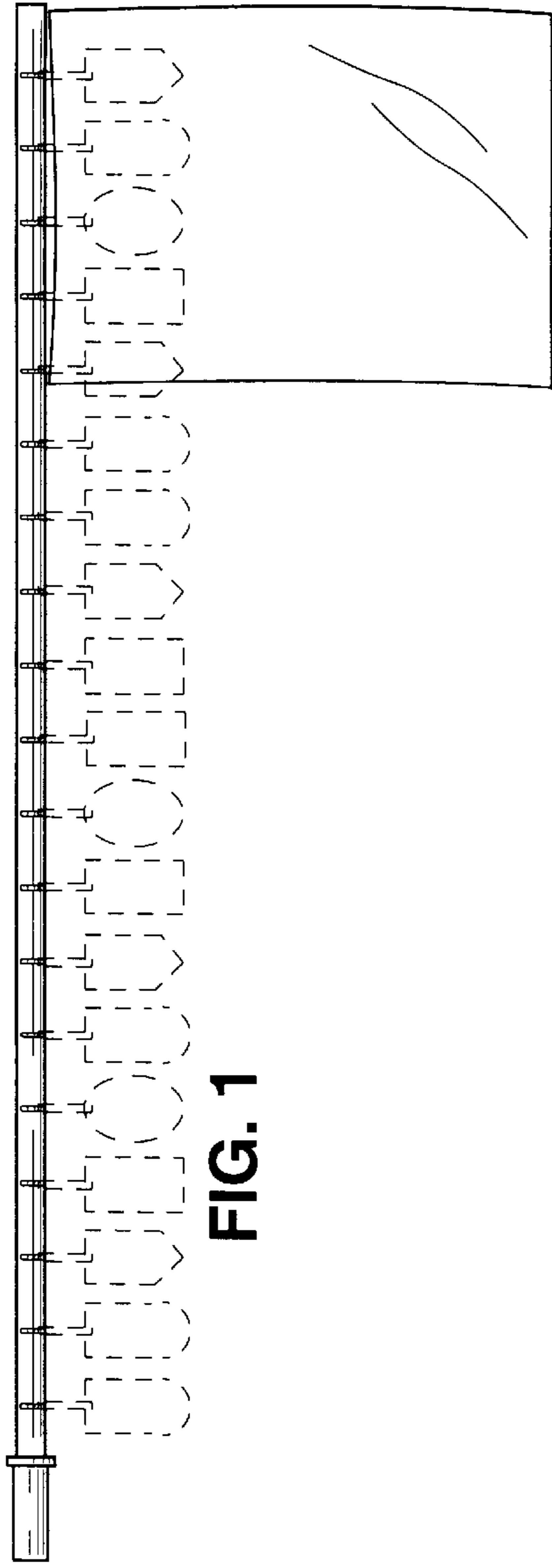


FIG. 1

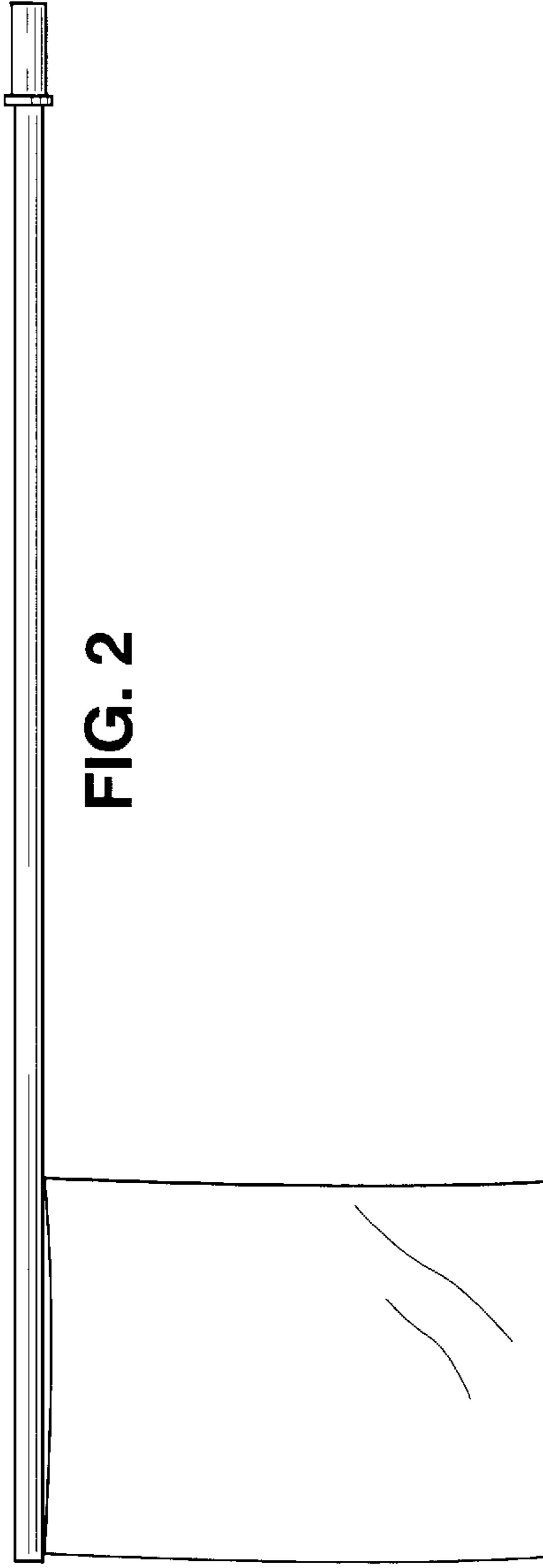


FIG. 2

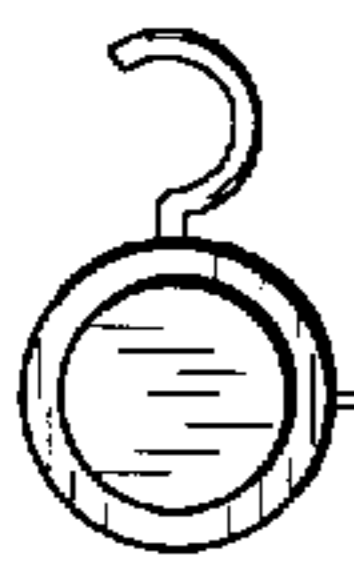


FIG. 3

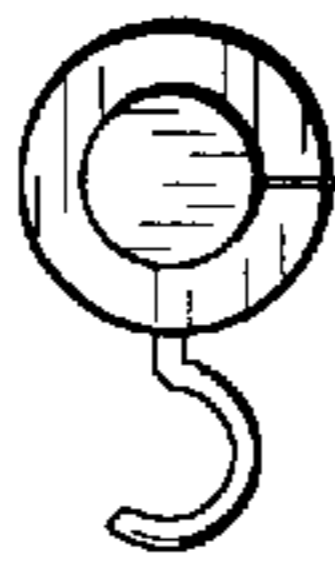


FIG. 4

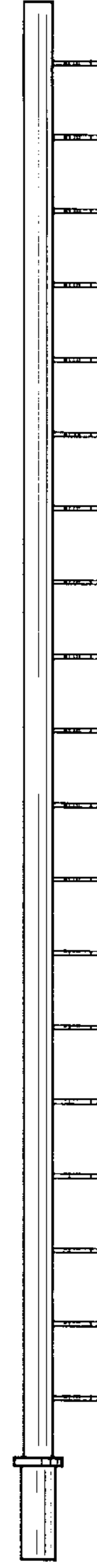


FIG. 5

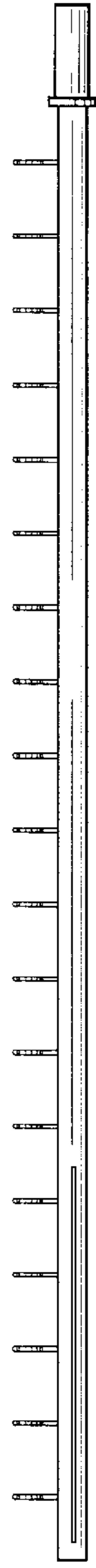


FIG. 6

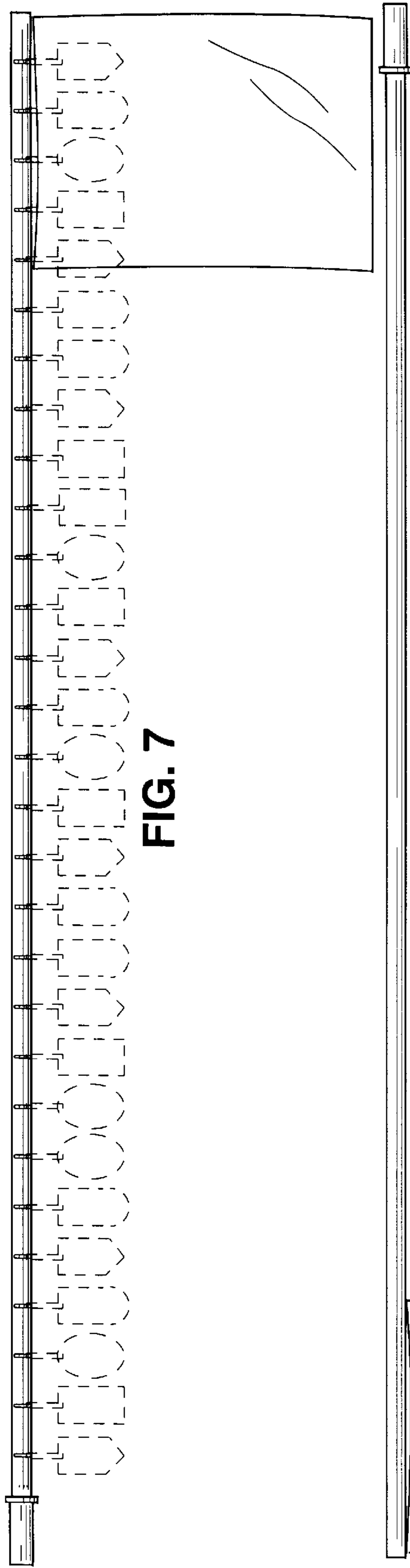


FIG. 7

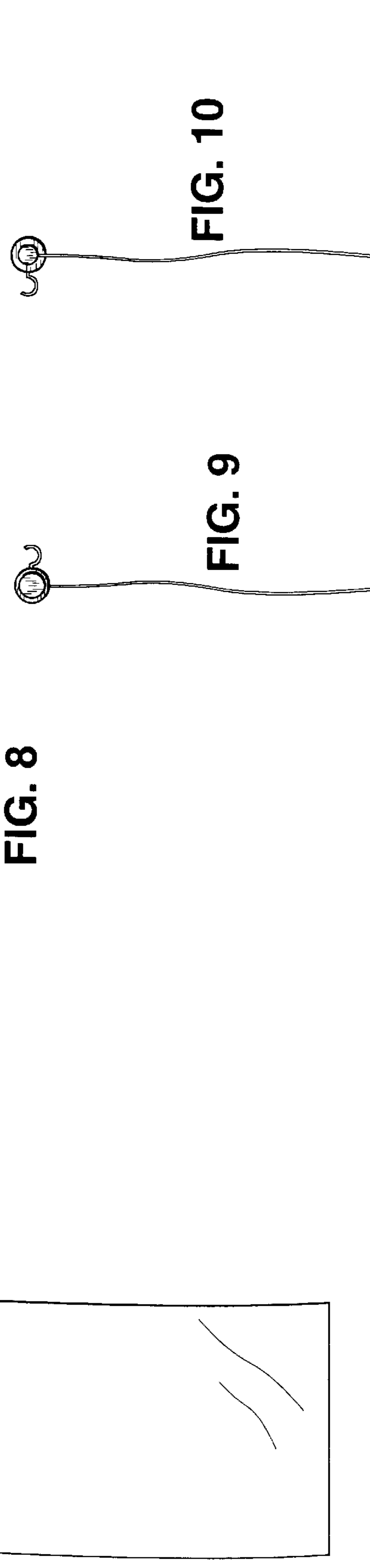


FIG. 8

FIG. 9

FIG. 10

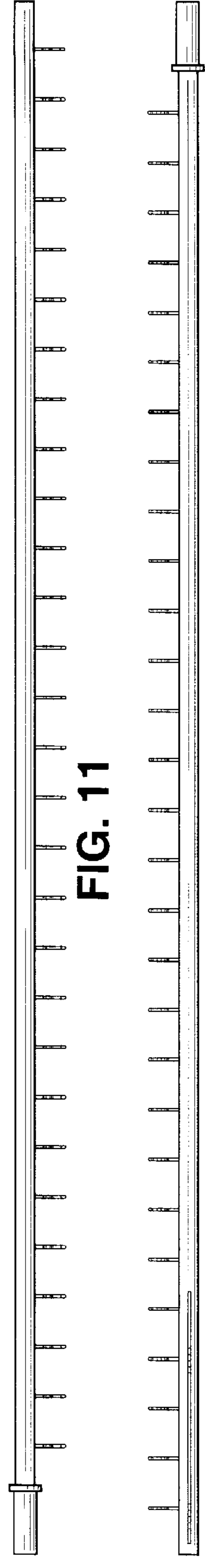


FIG. 11

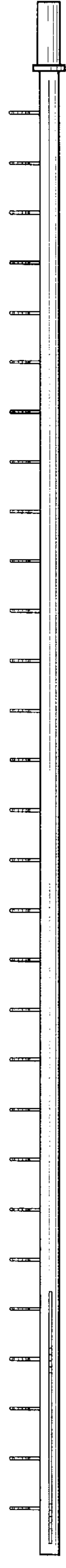


FIG. 12