



US00D458496S

(12) **United States Design Patent**
Shiflet

(10) **Patent No.:** **US D458,496 S**

(45) **Date of Patent:** **** Jun. 11, 2002**

(54) **GOLF BAG TAG RACK**

(76) Inventor: **Douglas F. Shiflet**, 4111 Maystair Way,
Hilliard, OH (US) 43026

(**) Term: **14 Years**

(21) Appl. No.: **29/127,394**

(22) Filed: **Aug. 4, 2000**

(51) **LOC (7) Cl.** **08-08**

(52) **U.S. Cl.** **D6/552**

(58) **Field of Search** D6/512-514, 552,
D6/553, 566, 567, 565, 572; D21/315,
733, 735, 753, 759; 211/13.1, 85.9, 44,
70.6, 86.01, 88.04, 89.01, 113, 181.1; 248/176.1,
304, 309.1, 317

(56) **References Cited**

U.S. PATENT DOCUMENTS

D119,760 S	*	4/1940	Kopp	D6/572 X
D165,553 S	*	12/1951	Schoor	D6/572
D250,925 S	*	1/1979	Flanigan et al.	D6/552
D280,046 S	*	8/1985	Benedict	D6/513 X
4,586,616 A	*	5/1986	Cooper et al.	211/88.04
D324,793 S	*	3/1992	Johnson	D6/552
D325,474 S	*	4/1992	Jackson	D6/569 X
D351,305 S	*	10/1994	Law	D6/567
D387,933 S	*	12/1997	Effron	D6/566
D388,645 S	*	1/1998	Whang	D6/566 X
D390,737 S	*	2/1998	Strnad	D6/552
D416,423 S	*	11/1999	Green	D6/572
D433,857 S	*	11/2000	Nguyen	D6/566 X

* cited by examiner

Primary Examiner—Brian N. Vinson

(74) *Attorney, Agent, or Firm*—Crosby, Heafey, Roach &
May; J. William Wigert, Jr.

(57) **CLAIM**

The ornamental design for a golf bag tag rack, as shown and described.

DESCRIPTION

Frequently golf courses and other establishments provide plastic golf bag tags to golfers, usually having the name and logo of the golf course. The article disclosed and claimed provides for a decorative display for such golf bag tags.

FIG. 1 is a top, front, and right side perspective view of a golf bag tag rack showing a first embodiment of my new design, the broken-line disclosure of tags being for illustrative purposes only and forming no part of the claimed design;

FIG. 2 is a front elevational view thereof;

FIG. 3 is a rear elevational view thereof;

FIG. 4 is a left end elevational view thereof;

FIG. 5 is a right end elevational view thereof;

FIG. 6 is a top plan view thereof;

FIG. 7 is a bottom plan view thereof;

FIG. 8 is a top, front, and right side perspective view of a golf bag tag rack showing a second embodiment of my new design, the broken-line disclosure of tags being for illustrative purposes only and forming no part of the claimed design;

FIG. 9 is a front elevational view thereof;

FIG. 10 is a rear elevational view thereof;

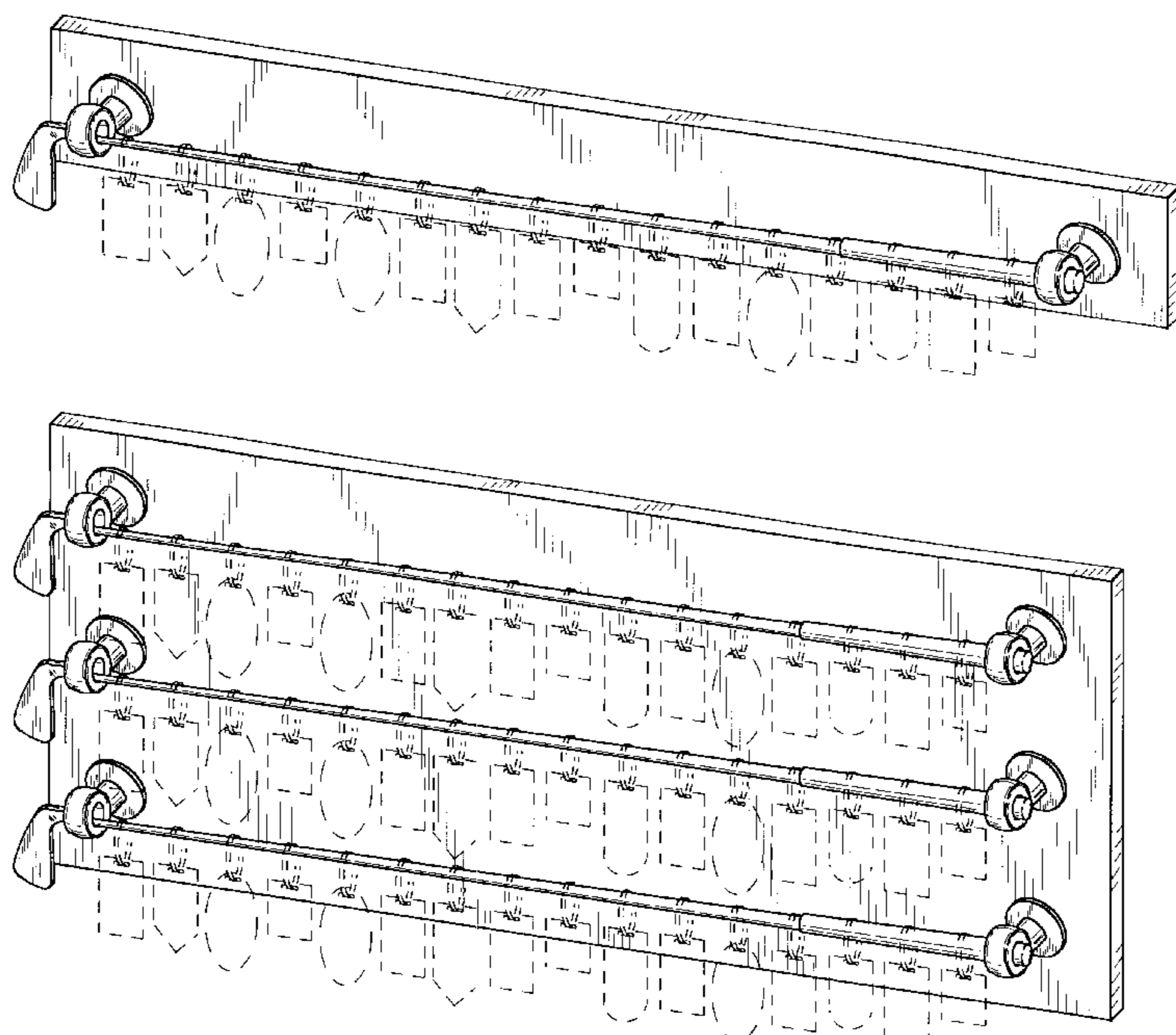
FIG. 11 is a left end elevational view thereof;

FIG. 12 is a right end elevational view thereof;

FIG. 13 is a top plan view thereof; and,

FIG. 14 is a bottom plan view thereof.

1 Claim, 3 Drawing Sheets



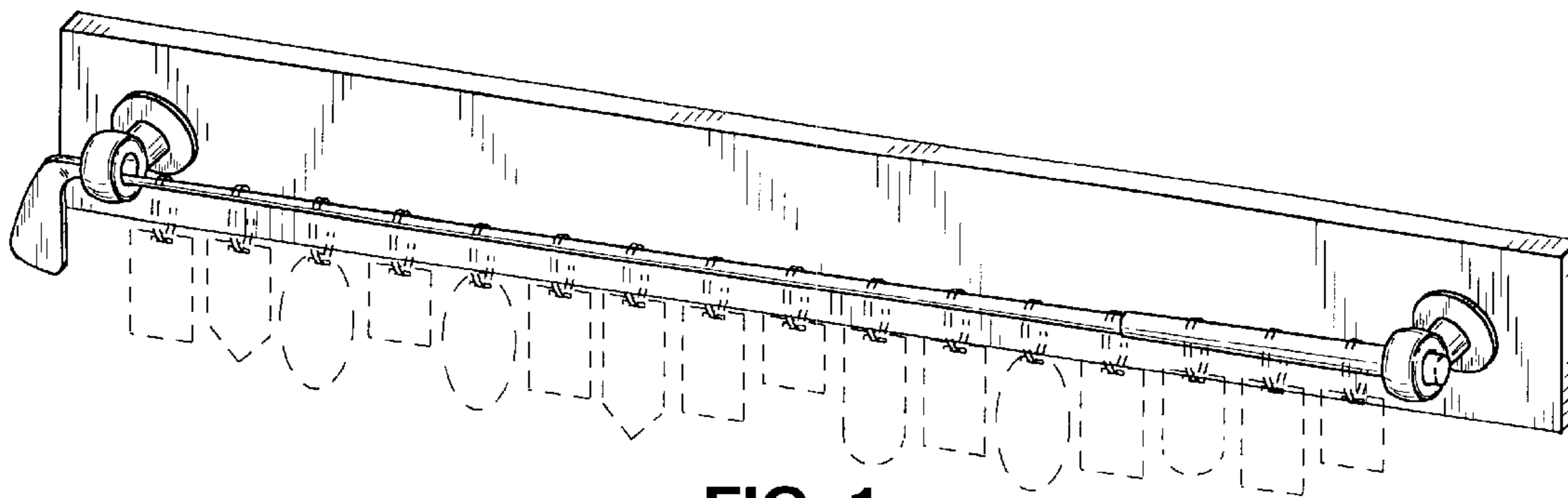


FIG. 1




FIG. 2

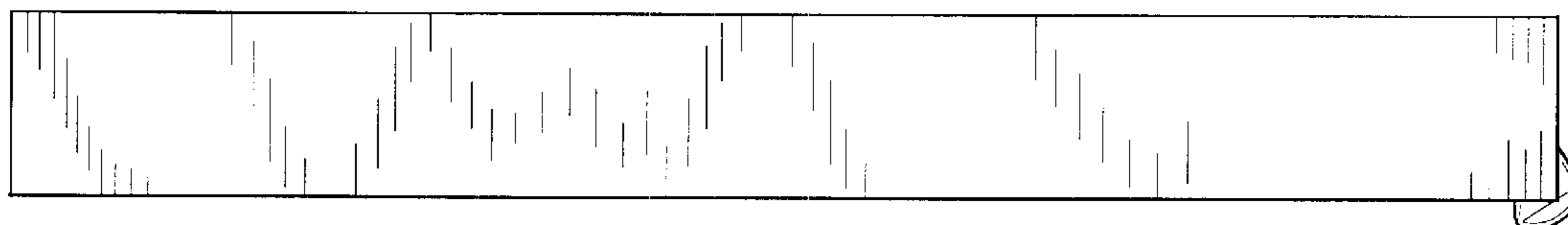


FIG. 3

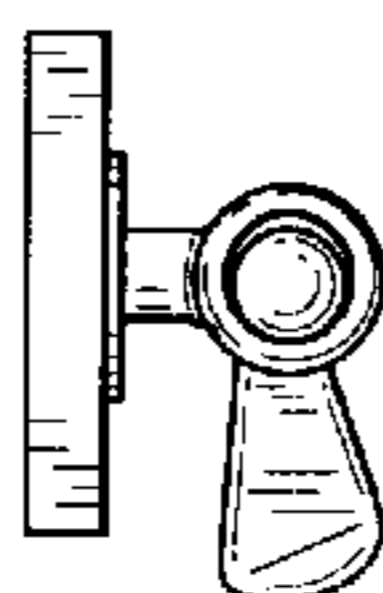


FIG. 4

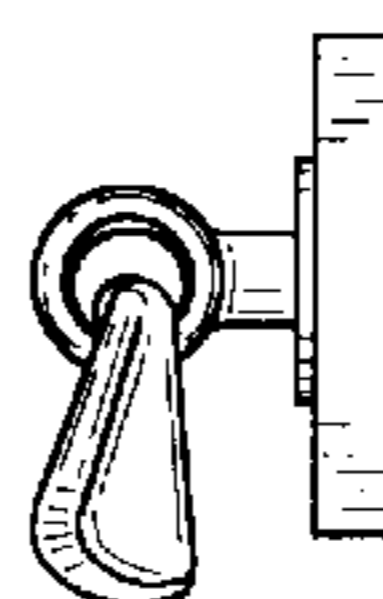


FIG. 5




FIG. 6




FIG. 7

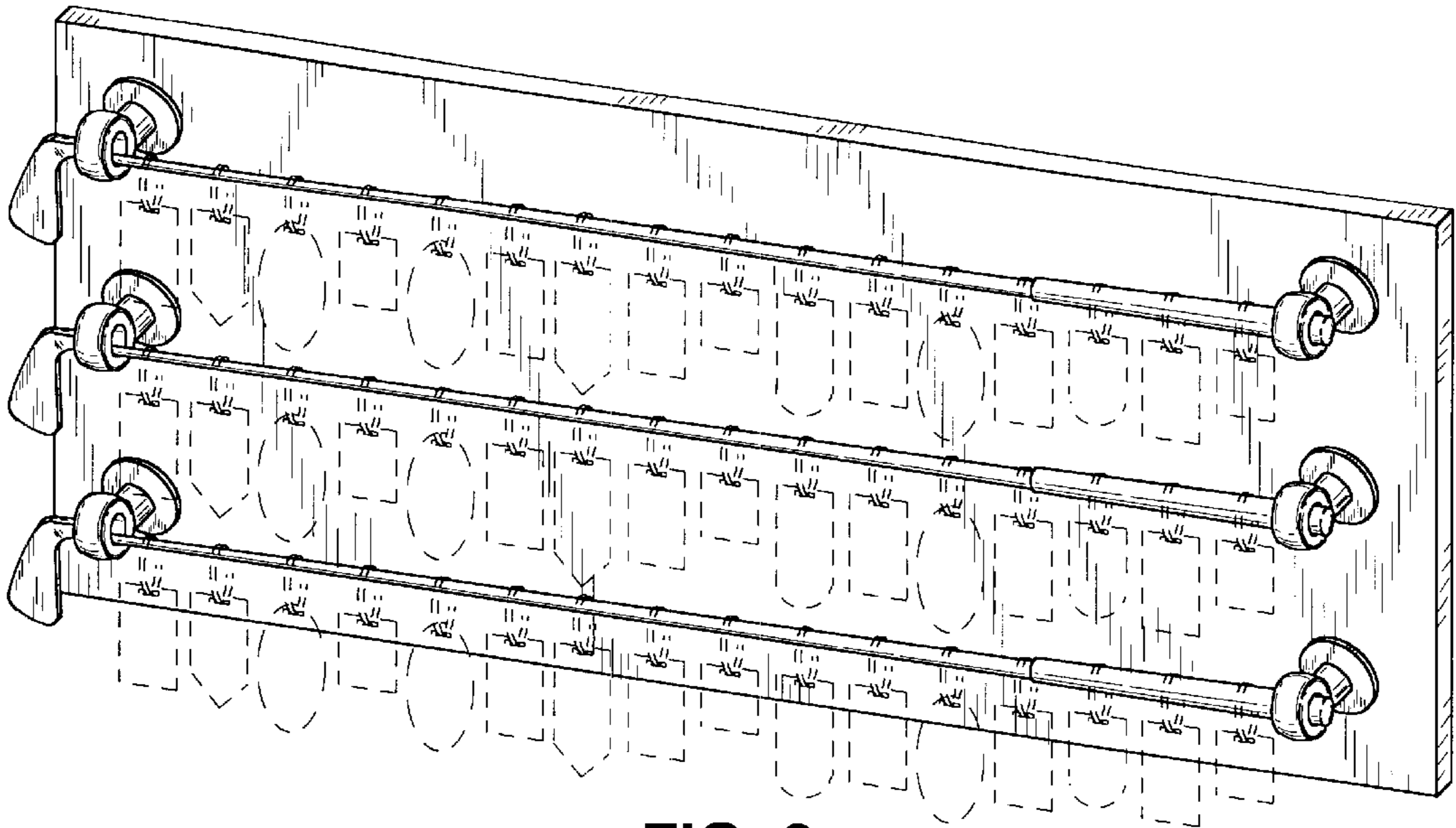


FIG. 8

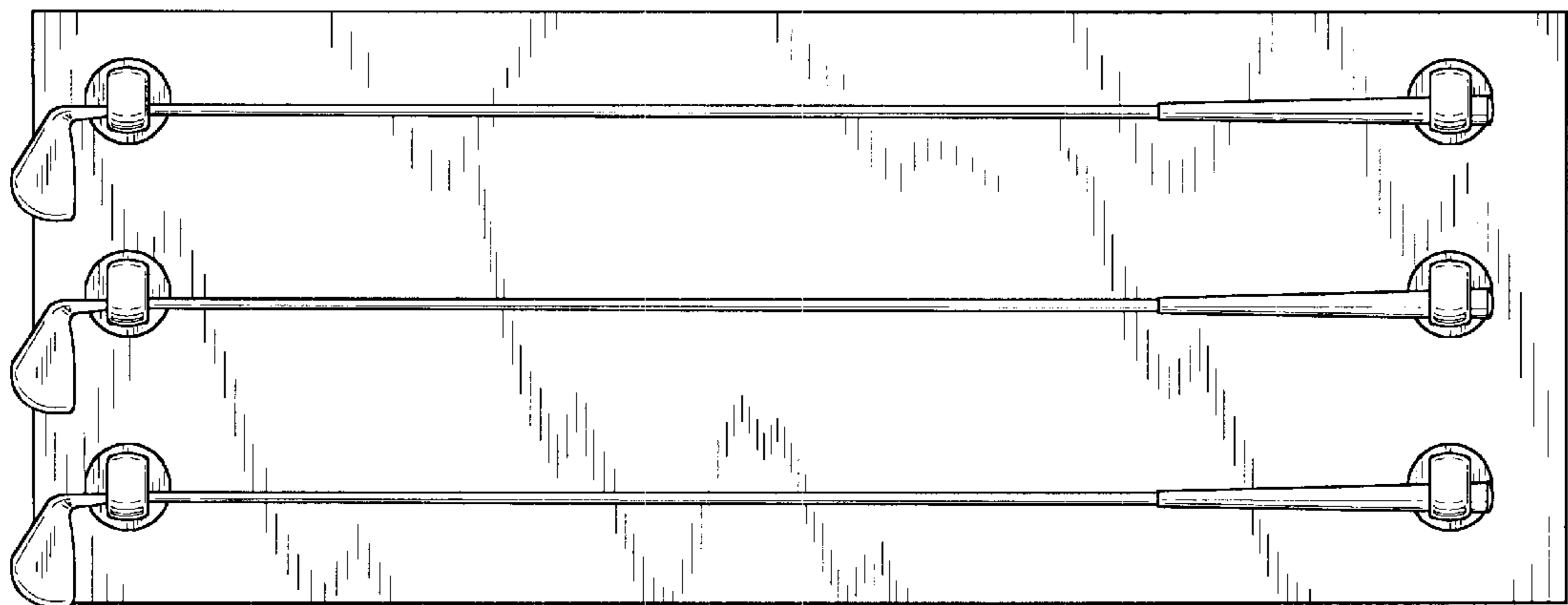


FIG. 9

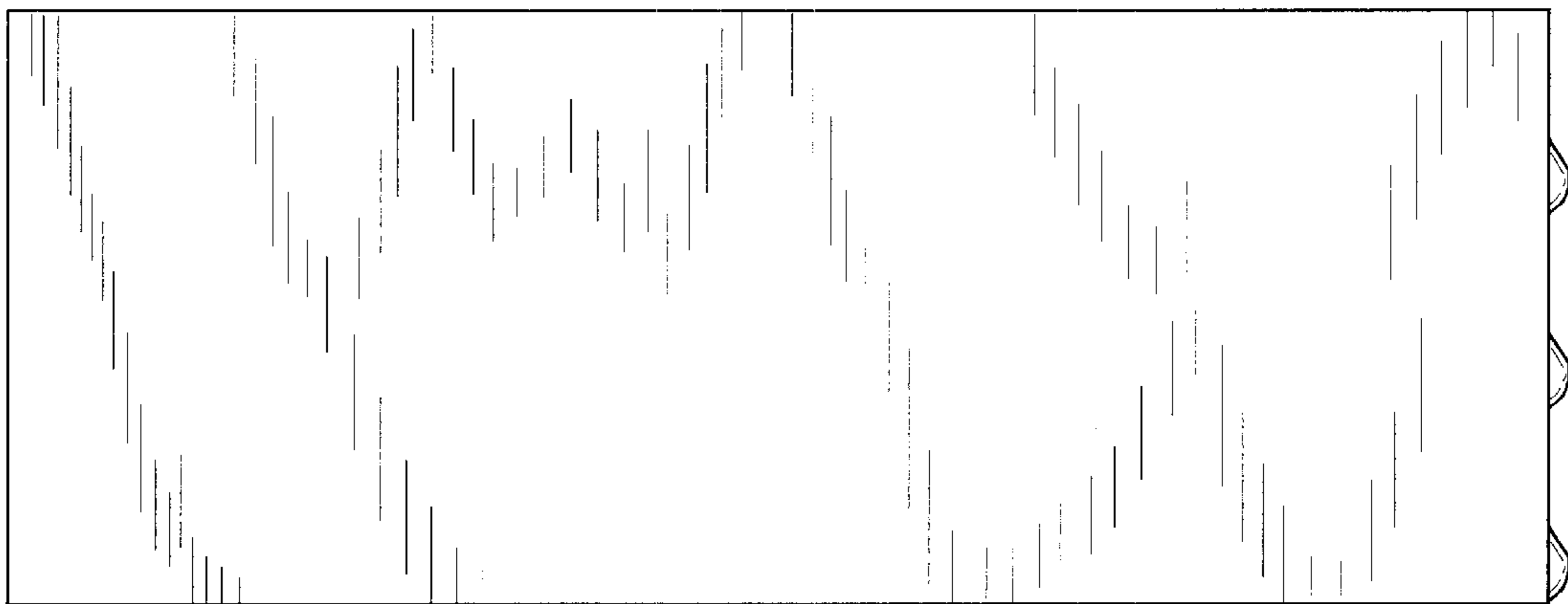


FIG. 10

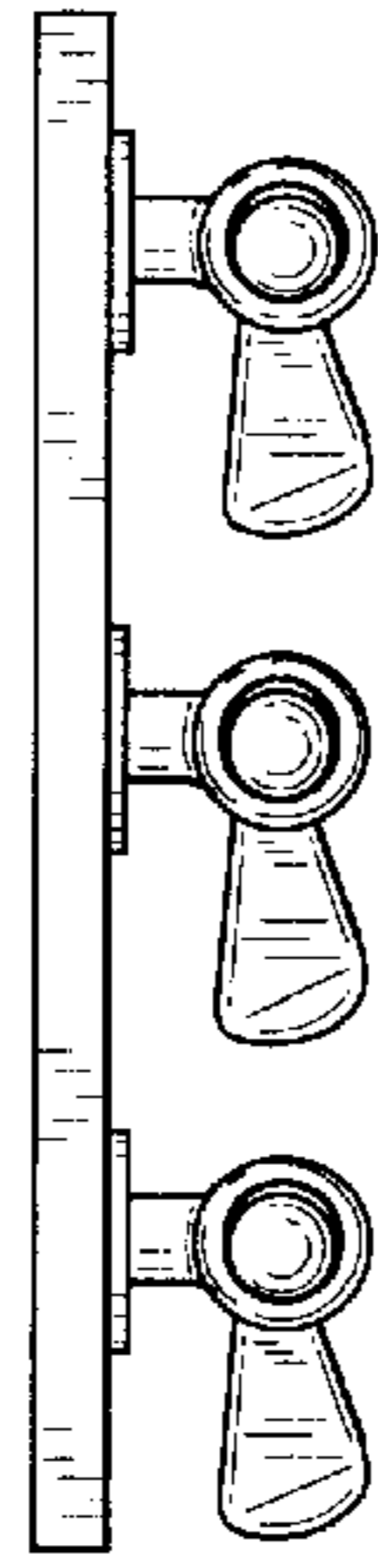


FIG. 11

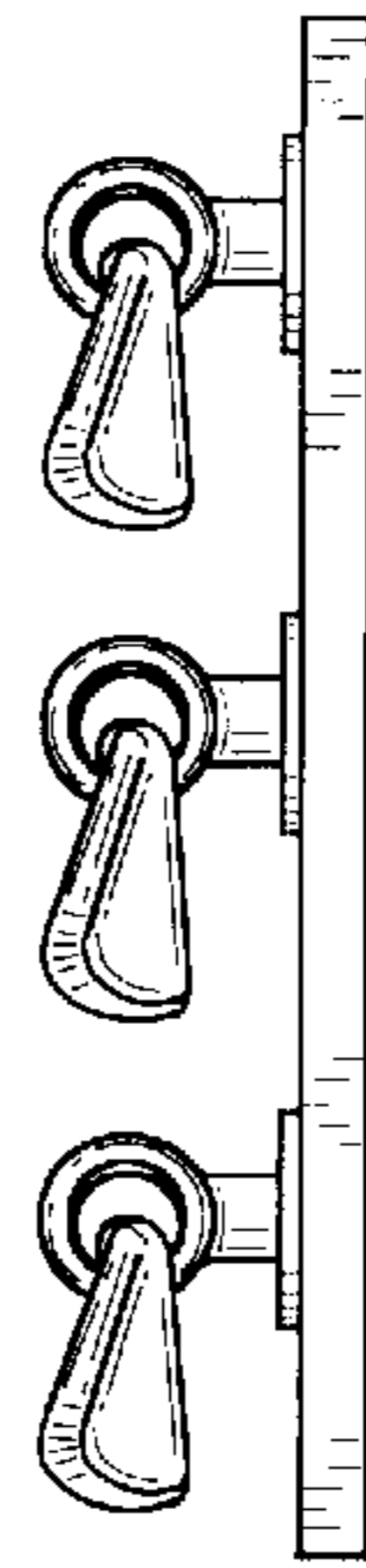


FIG. 12




FIG. 13




FIG. 14