



US00D458495S

(12) **United States Design Patent**
Omdoll et al.

(10) **Patent No.:** **US D458,495 S**

(45) **Date of Patent:** **** Jun. 11, 2002**

(54) **SOAP DISPENSER**

(75) Inventors: **Paul A. Omdoll**, Waukesha; **Scott J. Collins**, Milwaukee, both of WI (US)

(73) Assignee: **The Colman Group, Inc.**, Elkhorn, WI (US)

(**) Term: **14 Years**

(21) Appl. No.: **29/151,472**

(22) Filed: **Nov. 8, 2001**

Related U.S. Application Data

(62) Division of application No. 29/127,989, filed on Aug. 16, 2000.

(51) **LOC (7) Cl.** **23-02**

(52) **U.S. Cl.** **D6/545**

(58) **Field of Search** D6/542-545; 222/92, 222/105, 173, 180, 181.1, 181.3; 221/282-283; 206/77.1

(56) **References Cited**

U.S. PATENT DOCUMENTS

D341,974 S * 12/1993 Killoy D6/545

D359,868 S * 7/1995 Brandenburg et al. D6/545
D387,931 S * 12/1997 Chen D6/545
D392,137 S * 3/1998 Vignot D6/545
D431,404 S * 10/2000 Brazis et al. D6/545
D451,736 S * 12/2001 Mast et al. D6/545

* cited by examiner

Primary Examiner—Brian N. Vinson

(74) *Attorney, Agent, or Firm*—William K. Baxter; Godfrey & Kahn, S.C.

(57) **CLAIM**

The ornamental design of a soap dispenser, as shown and described.

DESCRIPTION

FIG. 1 is a perspective view of a soap dispenser showing the new design;

FIG. 2 is a front view of the soap dispenser of FIG. 1;

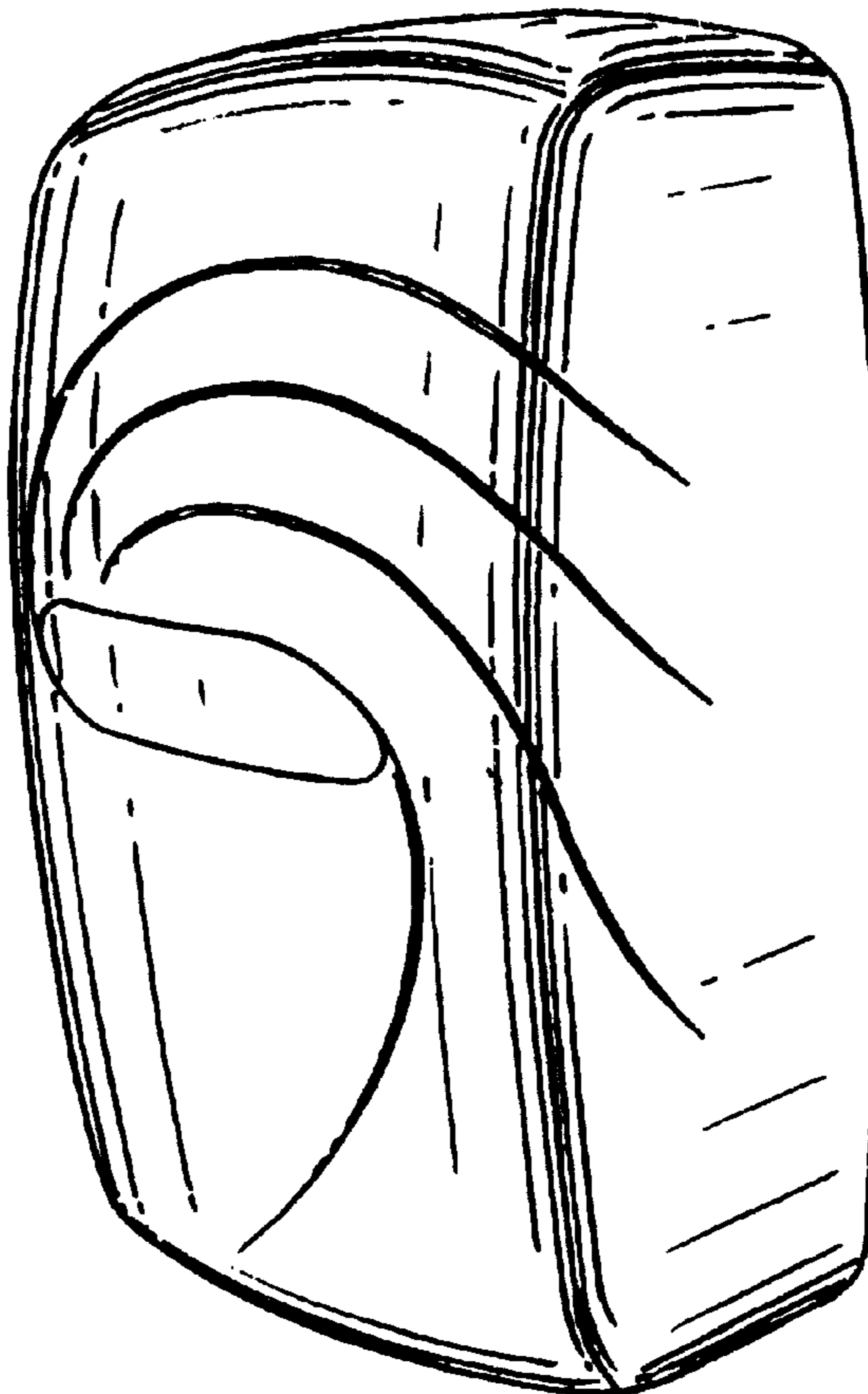
FIG. 3 is a left side view of the soap dispenser of FIG. 1;

FIG. 4 is a top view of the soap dispenser of FIG. 1;

FIG. 5 is a rear view of the soap dispenser of FIG. 1; and,

FIG. 6 is a bottom view of the soap dispenser of FIG. 1.

1 Claim, 2 Drawing Sheets



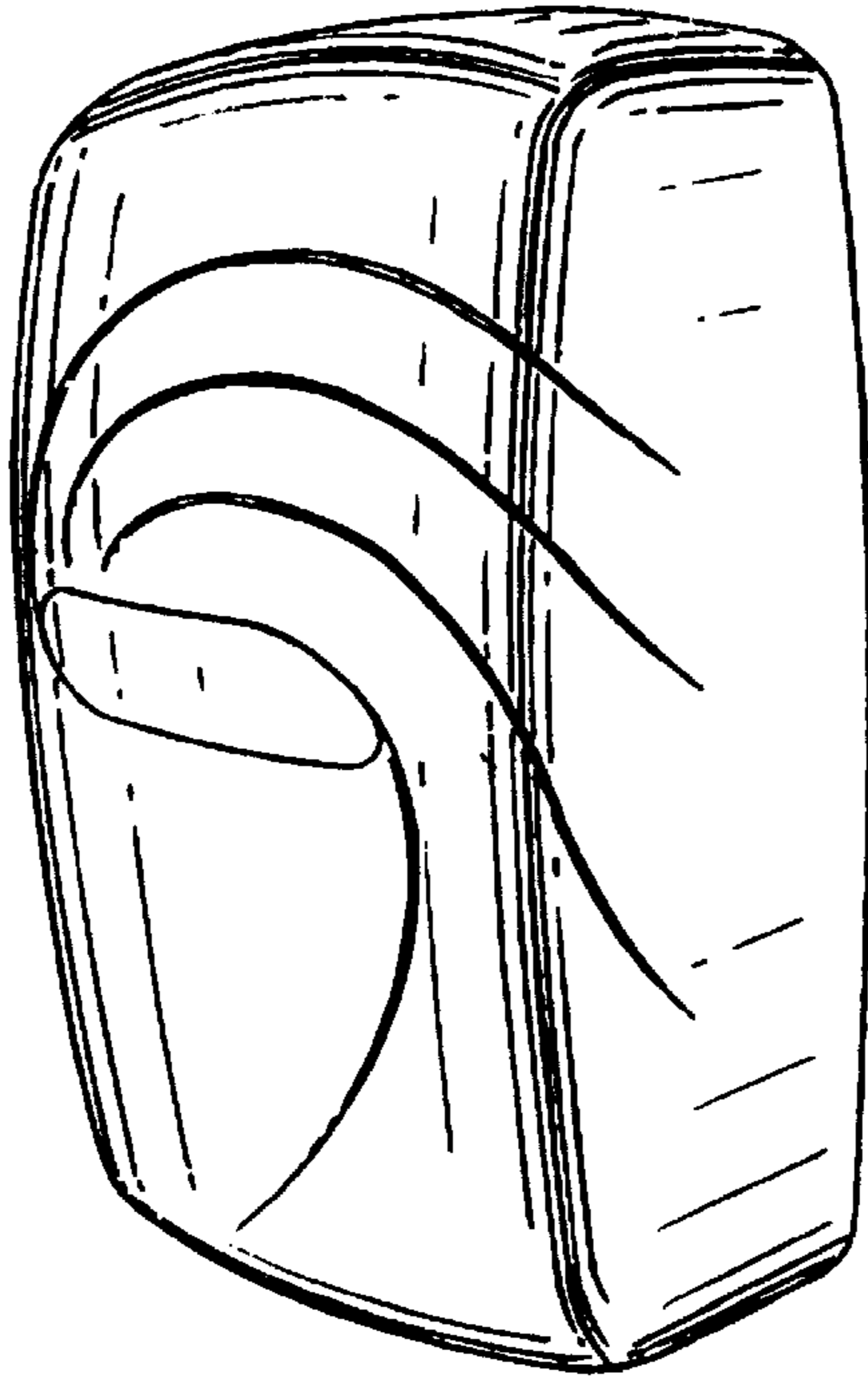


FIG. 1

FIG. 2

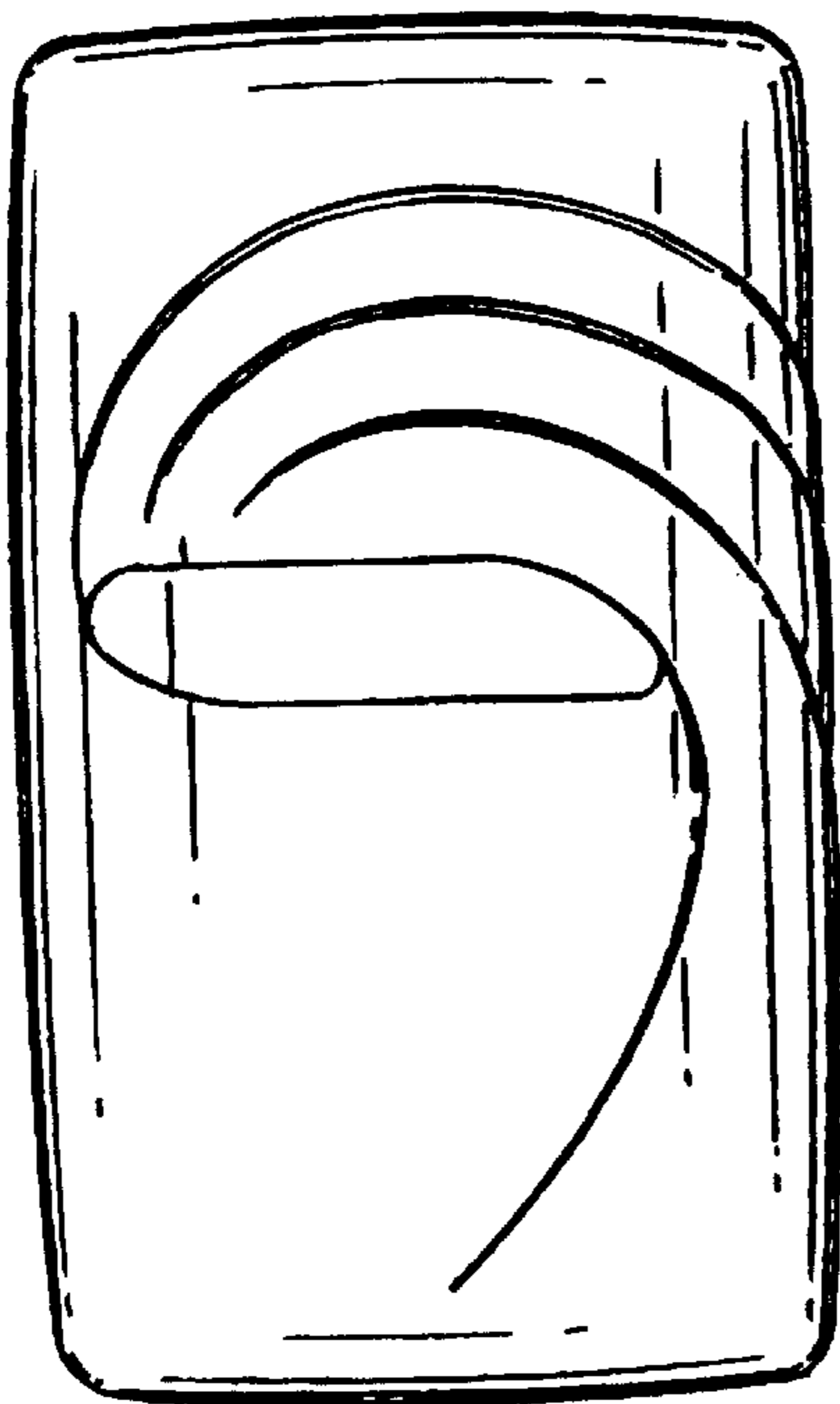


FIG. 3




FIG. 4




FIG. 5




FIG. 6

