



US00D458490S

(12) **United States Design Patent**
Omdoll et al.

(10) **Patent No.:** **US D458,490 S**
(45) **Date of Patent:** **** Jun. 11, 2002**

- (54) **TOILET PAPER DISPENSER**
- (75) Inventors: **Paul A. Omdoll**, Waukesha; **Scott J. Collins**, Milwaukee, both of WI (US)
- (73) Assignee: **The Colman Group, Inc.**, Elkhorn, WI (US)
- (**) Term: **14 Years**
- (21) Appl. No.: **29/151,606**
- (22) Filed: **Nov. 8, 2001**

- D351,520 S * 10/1994 Frazier et al. D6/523
- D351,749 S * 10/1994 Omdoll et al. D6/523
- D414,062 S * 9/1999 Chang D6/522

* cited by examiner

Primary Examiner—Brian N. Vinson
(74) *Attorney, Agent, or Firm*—William K. Baxter; Godfrey & Kahn, S.C.

(57) **CLAIM**

The ornamental design of a toilet paper dispenser, as shown and described.

Related U.S. Application Data

- (62) Division of application No. 29/127,989, filed on Aug. 16, 2000.
- (51) **LOC (7) Cl.** **23-02**
- (52) **U.S. Cl.** **D6/523**
- (58) **Field of Search** D6/515, 518, 521-523; 206/389, 824; 221/26, 33, 282, 283; 242/570, 590; 312/34.1, 34.8

DESCRIPTION

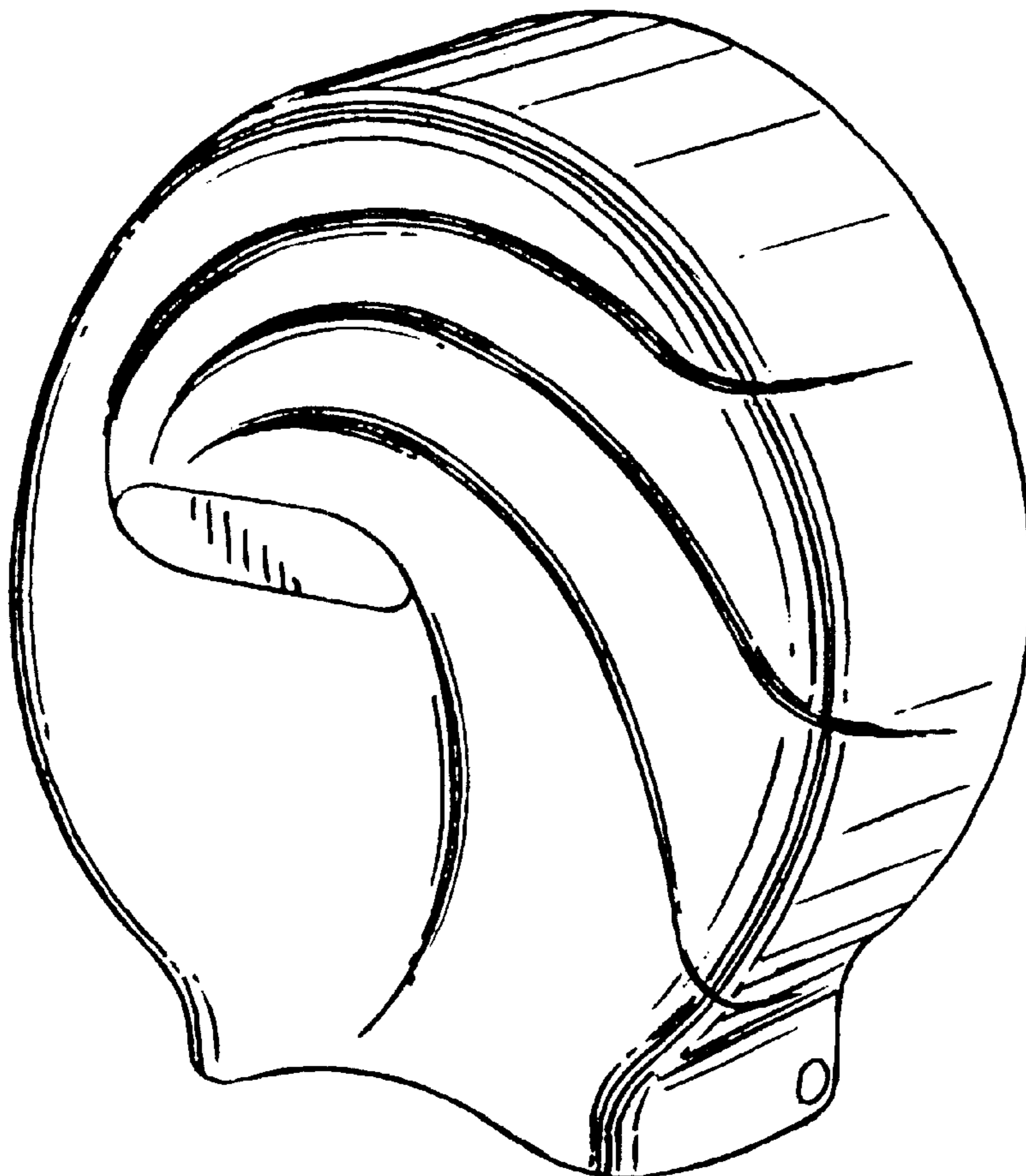
FIG. 1 is a perspective view of a toilet paper dispenser showing the new design;
FIG. 2 is a front view of the toilet paper dispenser of FIG. 1;
FIG. 3 is a left side view of the toilet paper dispenser of FIG. 1;
FIG. 4 is a top view of the toilet paper dispenser of FIG. 1;
FIG. 5 is a rear view of the toilet paper dispenser of FIG. 1;
and,
FIG. 6 is a bottom view of the toilet paper dispenser of FIG. 1.

(56) **References Cited**

U.S. PATENT DOCUMENTS

4,872,601 A * 10/1989 Sigmund 242/595 X

1 Claim, 2 Drawing Sheets



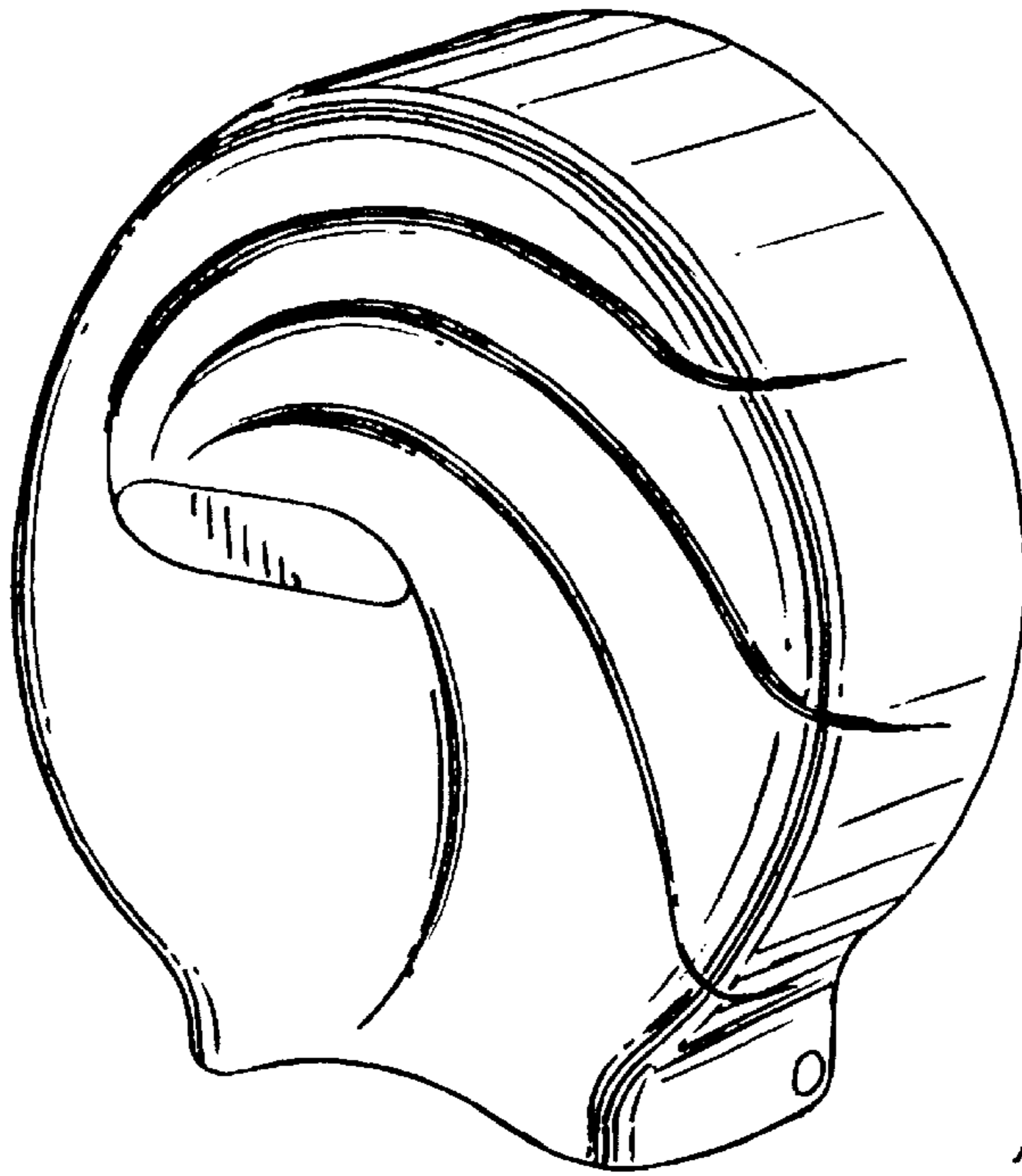


FIG. 1

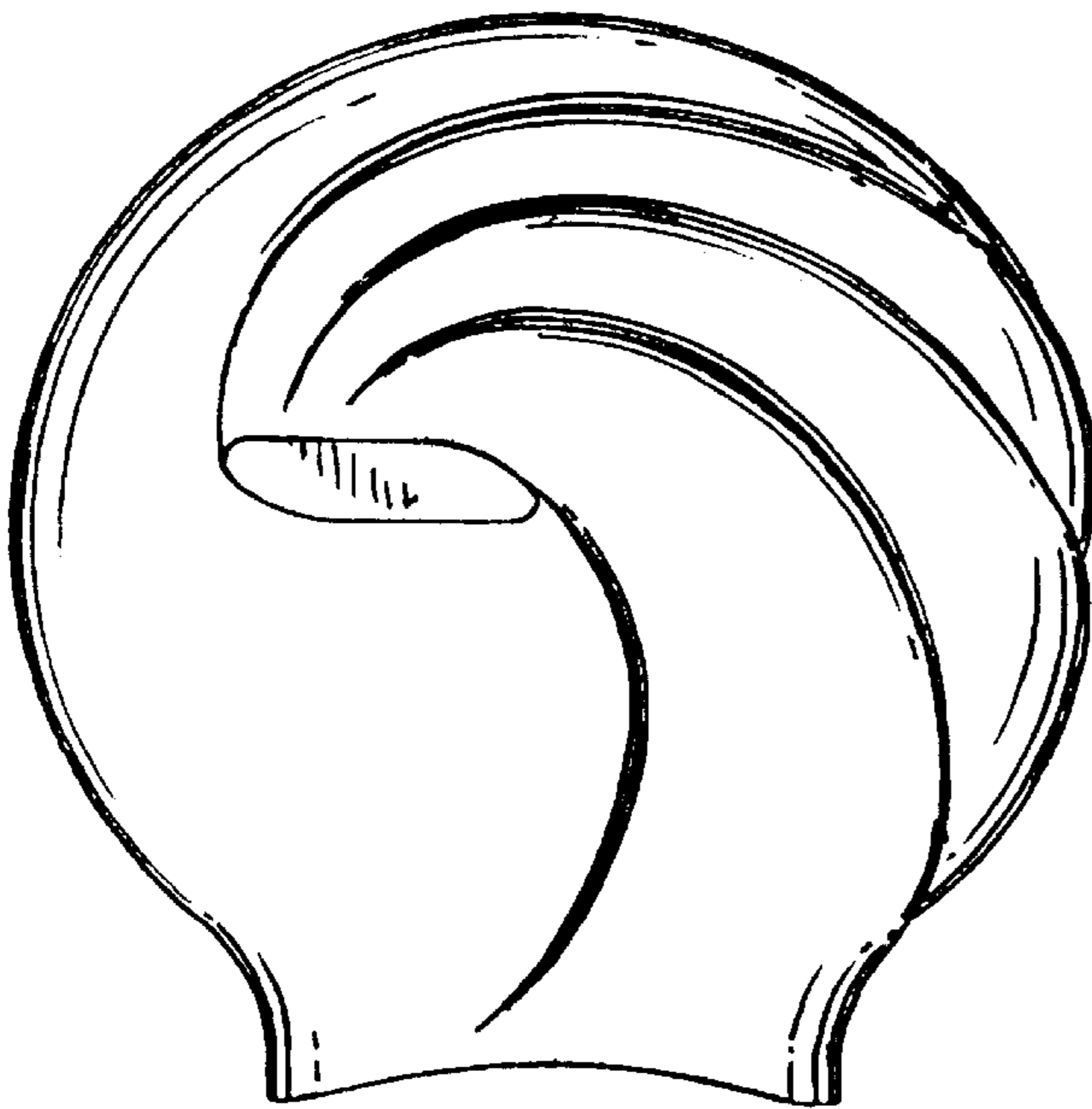


FIG. 2

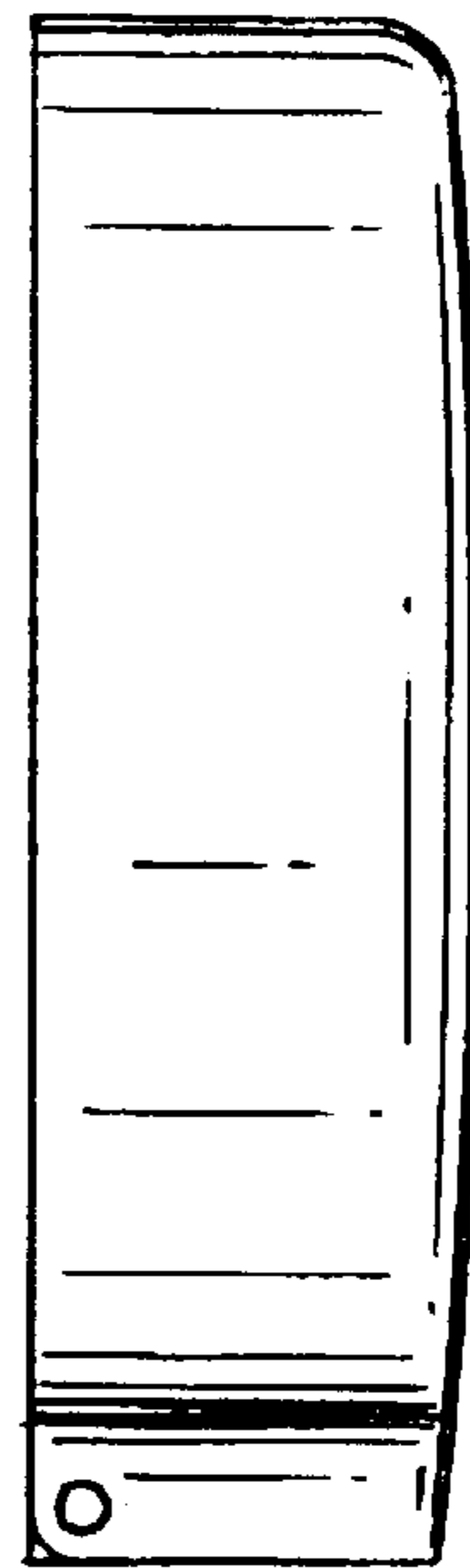


FIG. 3

FIG. 4




FIG. 5

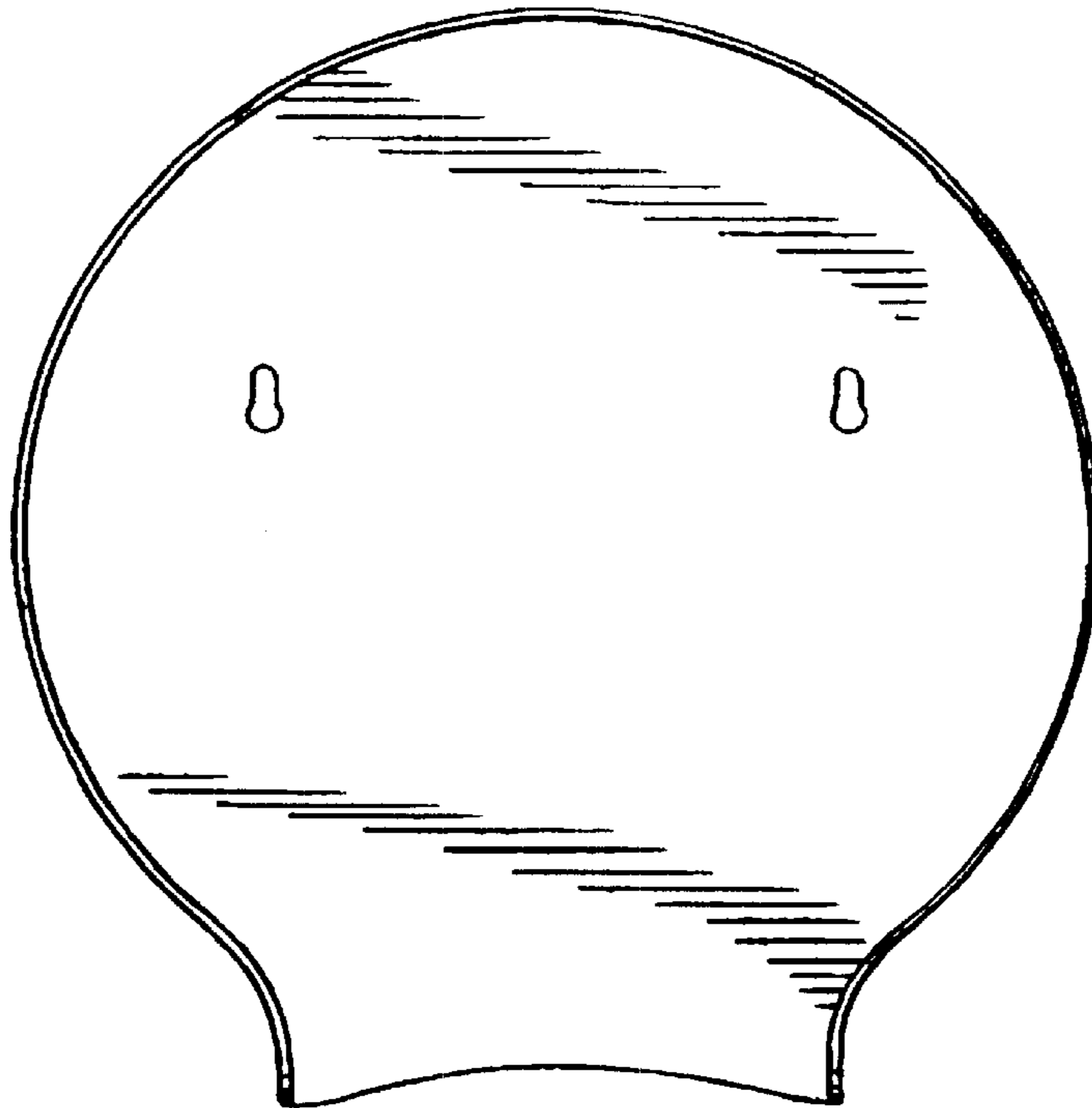


FIG. 6

