



US00D458465S

(12) **United States Design Patent**  
**Boulay et al.**

(10) **Patent No.:** **US D458,465 S**

(45) **Date of Patent:** **\*\* Jun. 11, 2002**

(54) **SURFACE CONFIGURATION OF A SEAT FOR A VEHICLE**

D321,095 S \* 10/1991 Bockwoldt ..... D6/356  
D411,690 S \* 6/1999 Kneip et al. .... D6/356  
D453,078 S \* 1/2002 Yamazaki et al. .... D6/356  
D453,425 S \* 2/2002 Clarke ..... D6/356

(75) Inventors: **Olivier Boulay**, Stuttgart; **Guenter Hoelzel**, Hochdorf, both of (DE)

\* cited by examiner

(73) Assignee: **DaimlerChrysler AG**, Stuttgart (DE)

*Primary Examiner*—Doris V. Coles

(\*\*) Term: **14 Years**

*Assistant Examiner*—Mimosa De

(21) Appl. No.: **29/149,093**

(74) *Attorney, Agent, or Firm*—Crowell & Moring LLP

(22) Filed: **Oct. 4, 2001**

(30) **Foreign Application Priority Data**

(57) **CLAIM**

Apr. 18, 2001 (DE) ..... 4 01 03 727

The ornamental design for a surface configuration of a seat for a vehicle, as shown and described.

(51) **LOC (7) Cl.** ..... **06-01**

**DESCRIPTION**

(52) **U.S. Cl.** ..... **D6/356**

FIG. 1 is a left front perspective view of a surface configuration of a seat for a vehicle according to our design, the right front perspective view being mirror image; and,

(58) **Field of Search** ..... D6/334, 356, 367, D6/368, 374, 375, 381, 500-502; 297/232, 284.3, 353, 354.1, 452.24, 452.26, 452.34, 452.35

FIG. 2 is a left side perspective view of the surface configuration of a seat for a vehicle according to our novel design, the right side perspective view being mirror image.

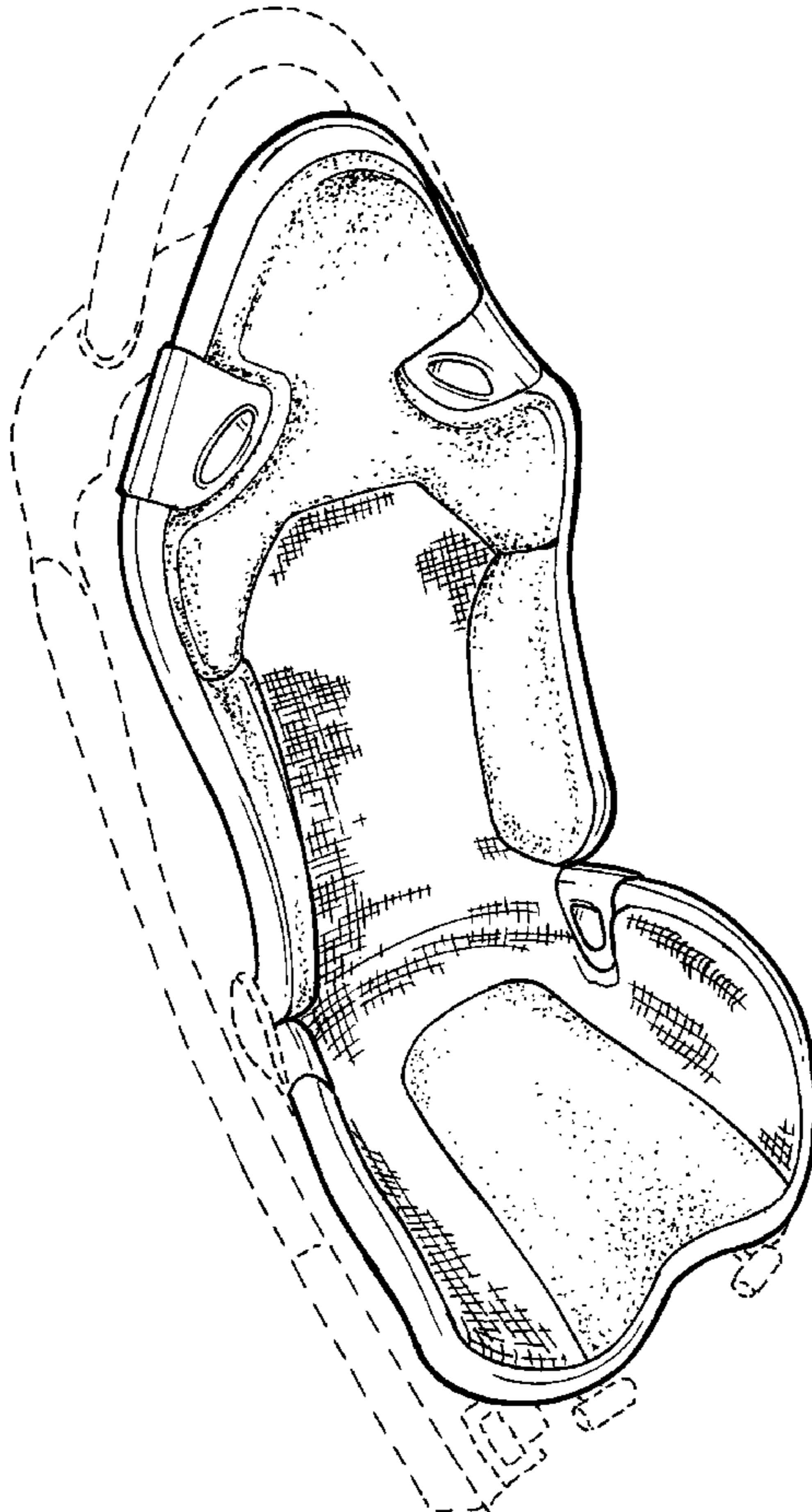
The dash lines included depict environment and are not part of the claimed design.

(56) **References Cited**

**U.S. PATENT DOCUMENTS**

D317,534 S \* 6/1991 Hansel ..... D6/356

**1 Claim, 1 Drawing Sheet**



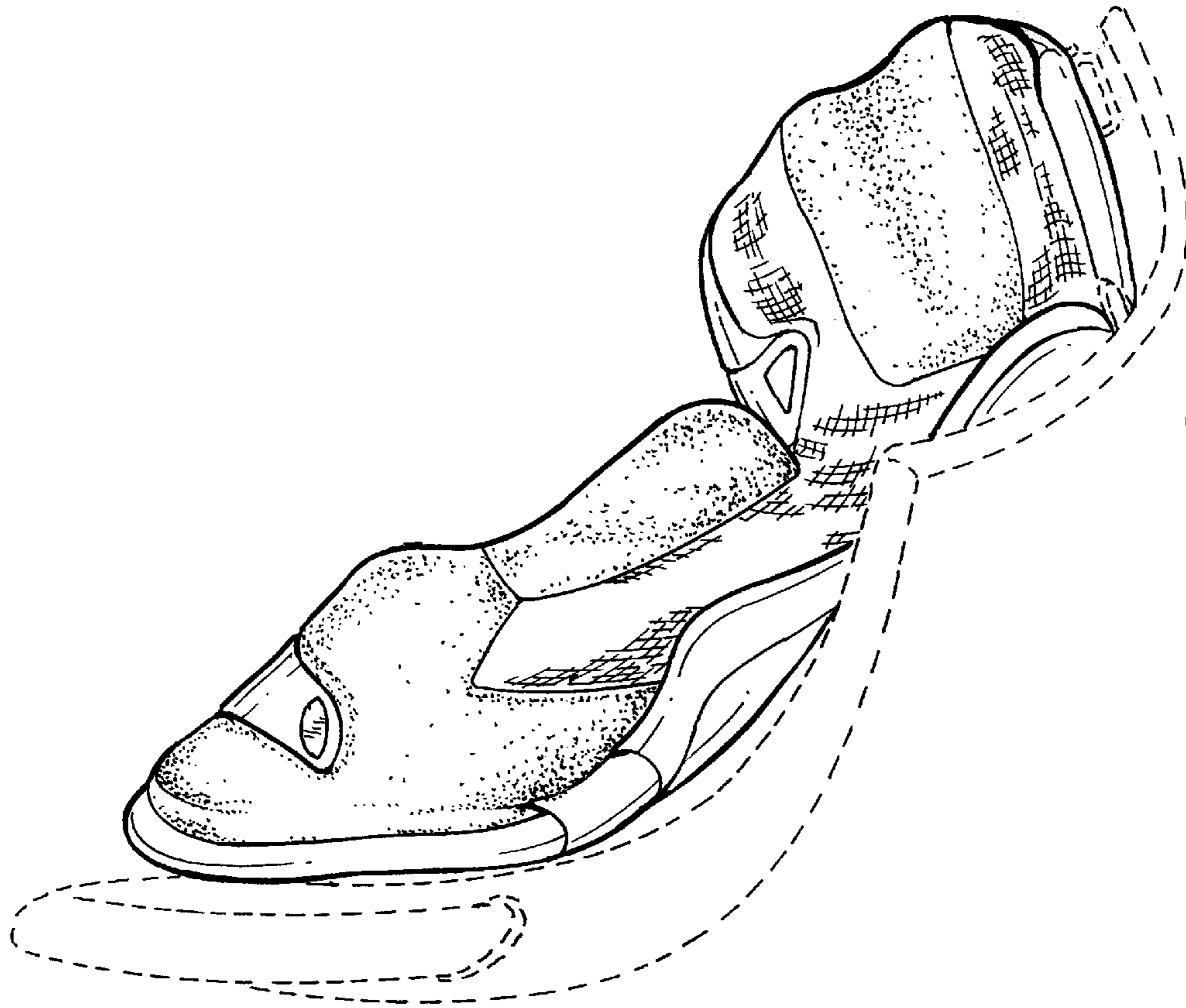


FIG. 2

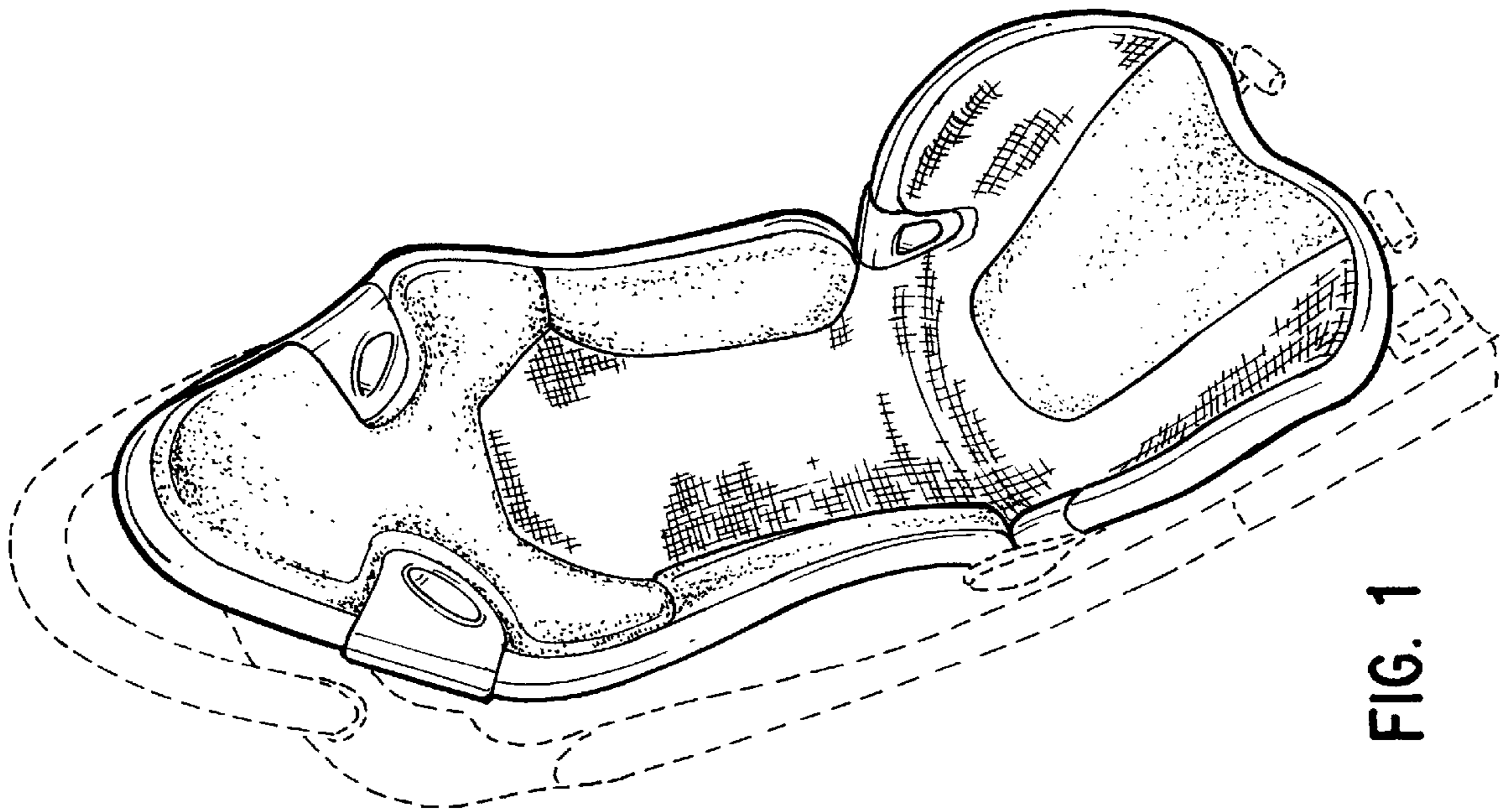


FIG. 1