



US00D458464S

(12) **United States Design Patent**
Andrus

(10) **Patent No.:** **US D458,464 S**

(45) **Date of Patent:** **** Jun. 11, 2002**

(54) **CHILD SEAT**

(76) Inventor: **Eugene R Andrus**, 2945 E. Northfield Church Rd., Ann Arbor, MI (US) 48105

(**) Term: **14 Years**

(21) Appl. No.: **29/144,303**

(22) Filed: **Jun. 29, 2001**

(51) **LOC (7) Cl.** **06-01**

(52) **U.S. Cl.** **D6/333**

(58) **Field of Search** D6/333, 334, 335, D6/336, 338, 339, 500-502; 297/250.1, 254, 255, 256.15

(56) **References Cited**

U.S. PATENT DOCUMENTS

D140,503 S	*	3/1945	Geluso	D6/333
2,508,822 A	*	5/1950	Goldberg	297/255
2,851,084 A		9/1958	Benjetsky		
3,023,047 A		2/1962	Linden		
3,094,356 A		6/1963	Burke		
3,144,273 A	*	8/1964	P'Smer et al.	297/254

D200,849 S		4/1965	Weeden		
3,245,717 A		4/1966	Levy		
3,253,860 A		5/1966	Shapiro		
D340,139 S	*	10/1993	McCaskill	D6/333
D383,636 S	*	9/1997	Harris	D6/333
6,267,441 B1	*	7/2001	Otero	297/254

* cited by examiner

Primary Examiner—Doris V. Coles

Assistant Examiner—Mimosa De

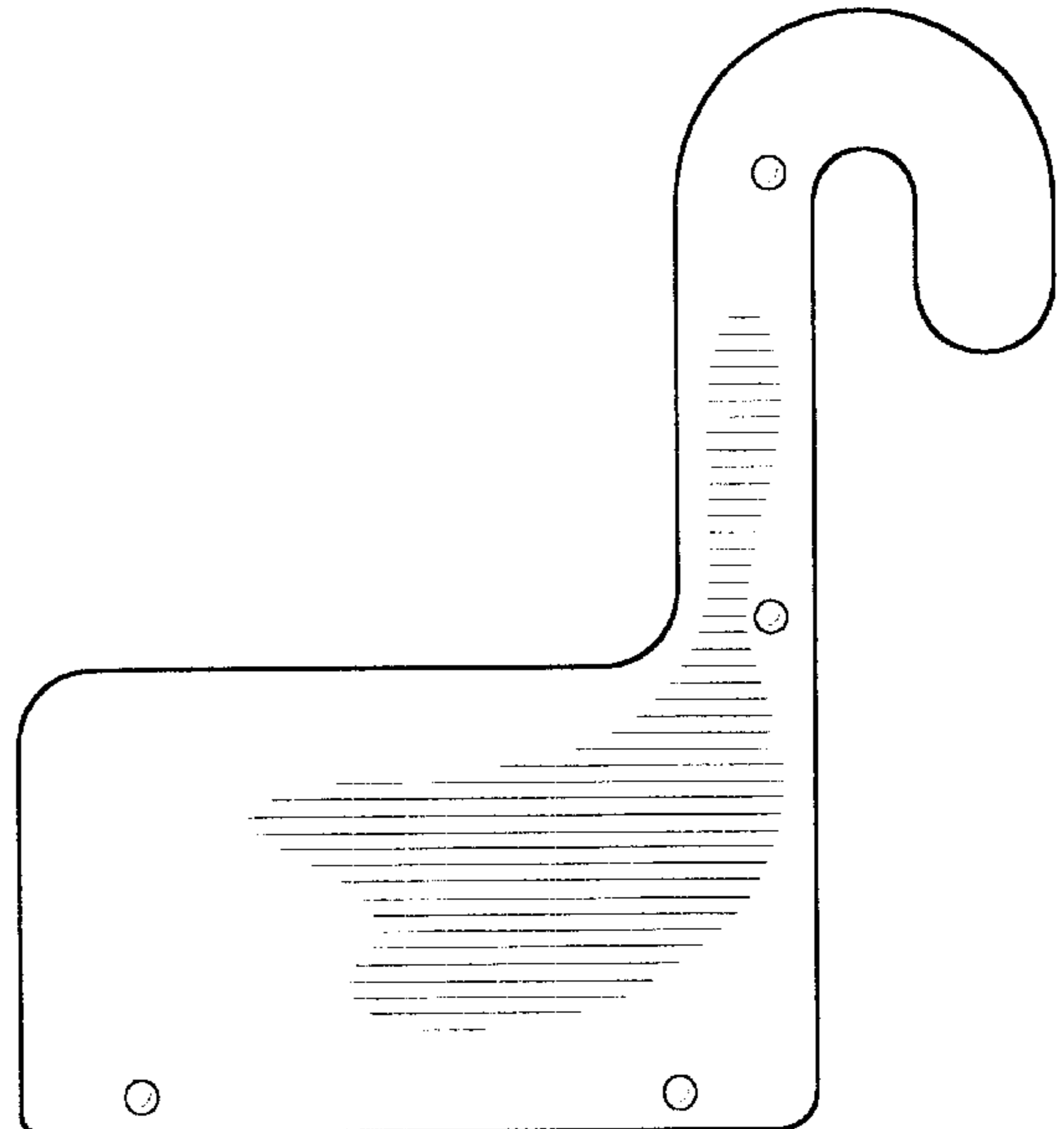

(57) **CLAIM**

The ornamental design for a child seat, as shown and described.

DESCRIPTION

FIG. 1 is a front elevational view of the child seat of the present invention;
FIG. 2 is a rear elevational view of the child seat of FIG. 1;
FIG. 3 is a right side elevational view of the child seat of FIG. 1, the left view being a mirror image thereof;
FIG. 4 is a top plan view of the child seat of FIG. 1; and,
FIG. 5 is a bottom plan view of the child seat of FIG. 1.

1 Claim, 3 Drawing Sheets






FIG. 1




FIG. 2

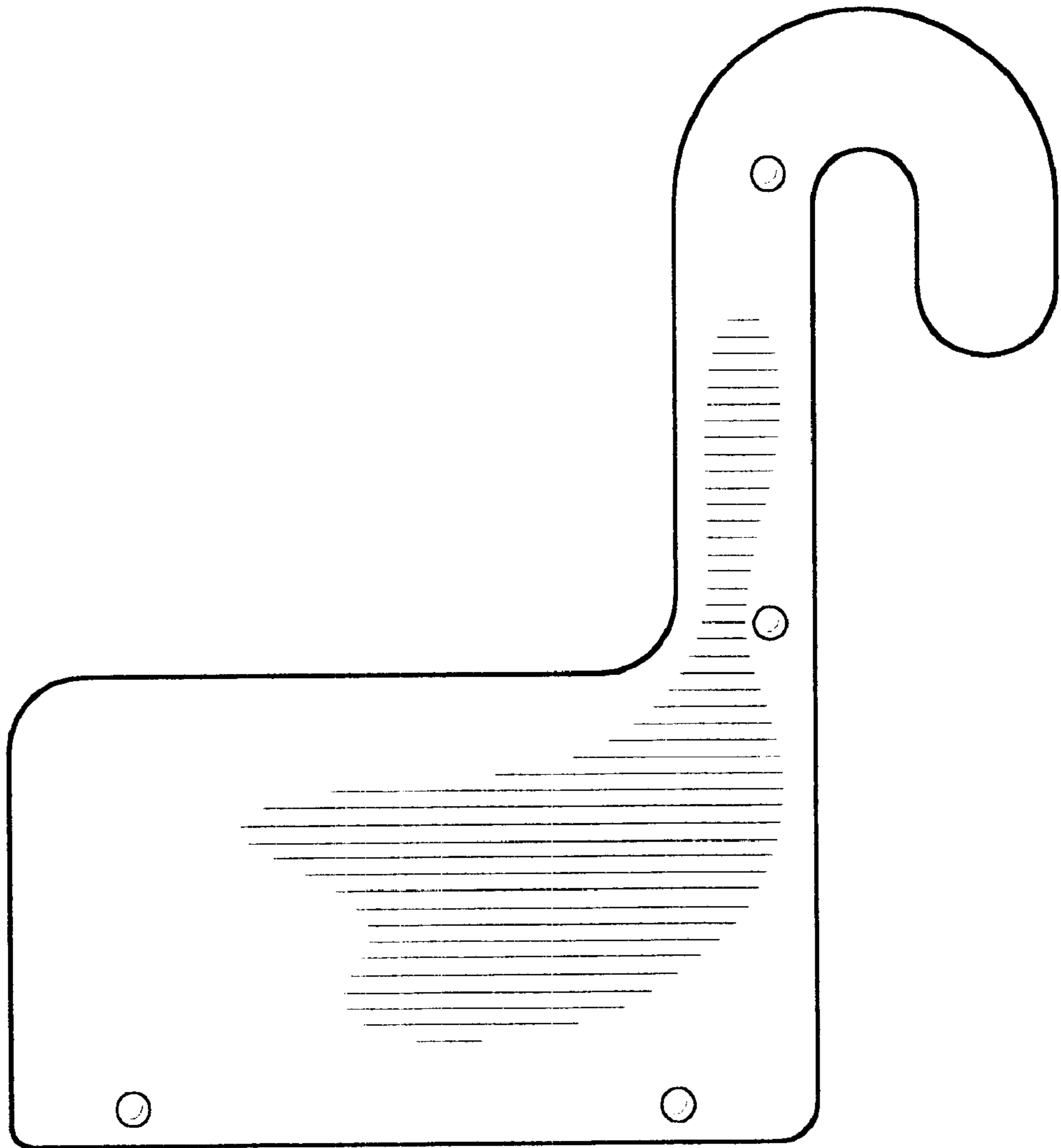


FIG. 3

FIG. 4

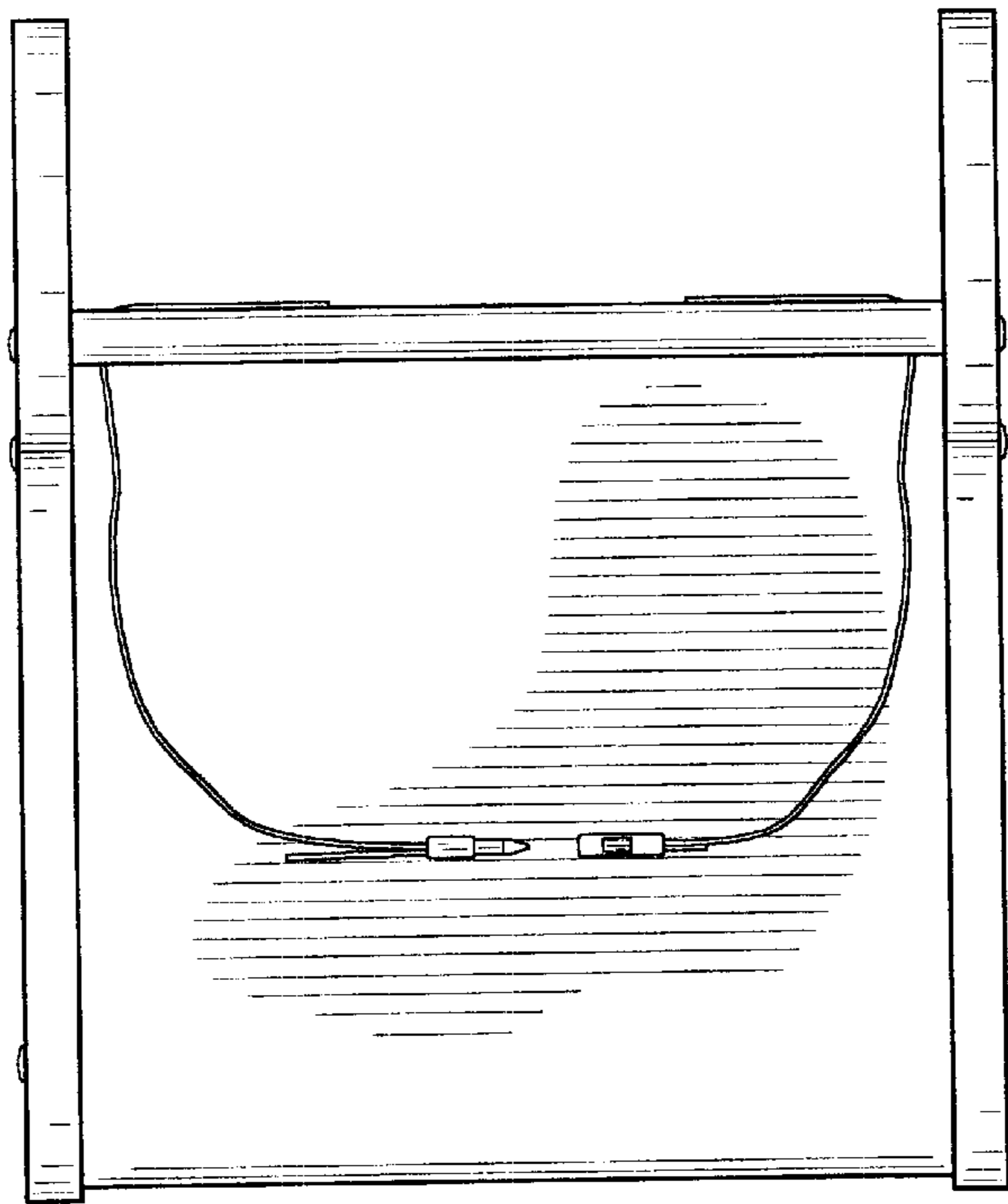


FIG. 5

