



US00D458462S

(12) **United States Design Patent**
Ancona

(10) **Patent No.:** **US D458,462 S**

(45) **Date of Patent:** **** Jun. 11, 2002**

(54) **CHURCH PICTURE FRAME**

(75) Inventor: **Bruce Ancona**, New York, NY (US)
(73) Assignee: **JP Products, LLC**, Davenport, IA (US)
(**) Term: **14 Years**

(21) Appl. No.: **29/144,364**
(22) Filed: **Jun. 29, 2001**

(51) **LOC (7) Cl.** **06-07**
(52) **U.S. Cl.** **D6/303**
(58) **Field of Search** D6/300-314; 40/700,
40/711, 714, 765, 780, 790, 798; D11/133;
D20/38; D9/322

(56) **References Cited**

U.S. PATENT DOCUMENTS

D163,398 S	*	5/1951	Lippert	D11/133
D262,098 S	*	12/1981	Odle	D11/133
D284,909 S	*	8/1986	Johnson	D6/303
D325,473 S	*	4/1992	Geiger	D6/303
D337,867 S	*	7/1993	Messing	D30/160

OTHER PUBLICATIONS

Hong Kong Enterprise, Feb. 1982, p. 378, frame at top right.*
Hong Kong Household, Dec. 1984, p. 73, frame at top left.*
* cited by examiner

Primary Examiner—Janice E. Seeger
(74) *Attorney, Agent, or Firm*—Coats & Bennett, P.L.L.C.

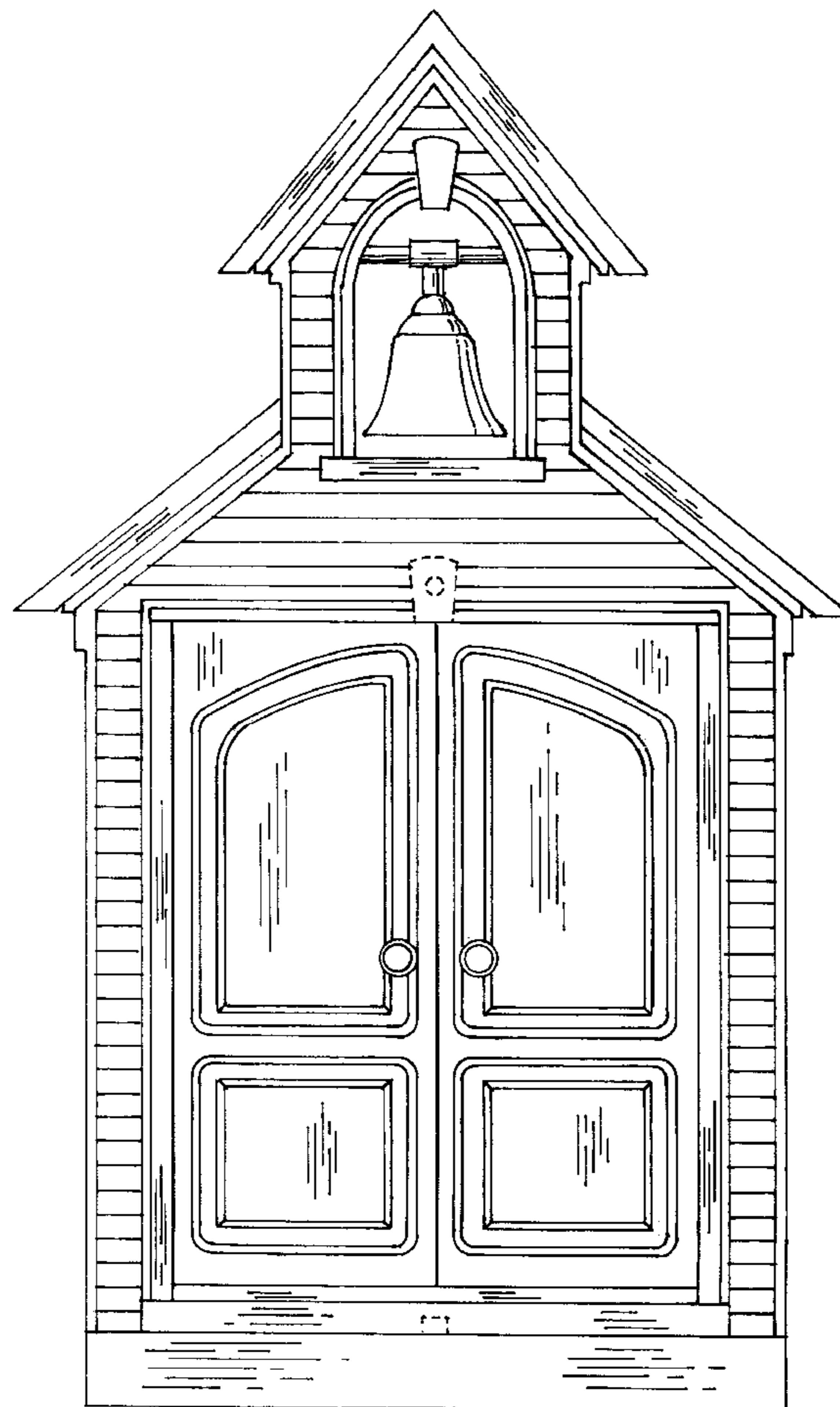
(57) **CLAIM**

The ornamental design for a church picture frame, as shown and described.

DESCRIPTION

FIG. 1 is a front elevational view of the picture frame.
FIG. 2 is a rear elevational view of the picture frame.
FIG. 3 is a side elevational view of the picture frame with the opposite side being a mirror image.
FIG. 4 is a top plan view of the picture frame; and,
FIG. 5 is a bottom plan view of the picture frame.
The broken lines are for environmental purposes only and form no part of the claimed design.

1 Claim, 3 Drawing Sheets






Fig.1

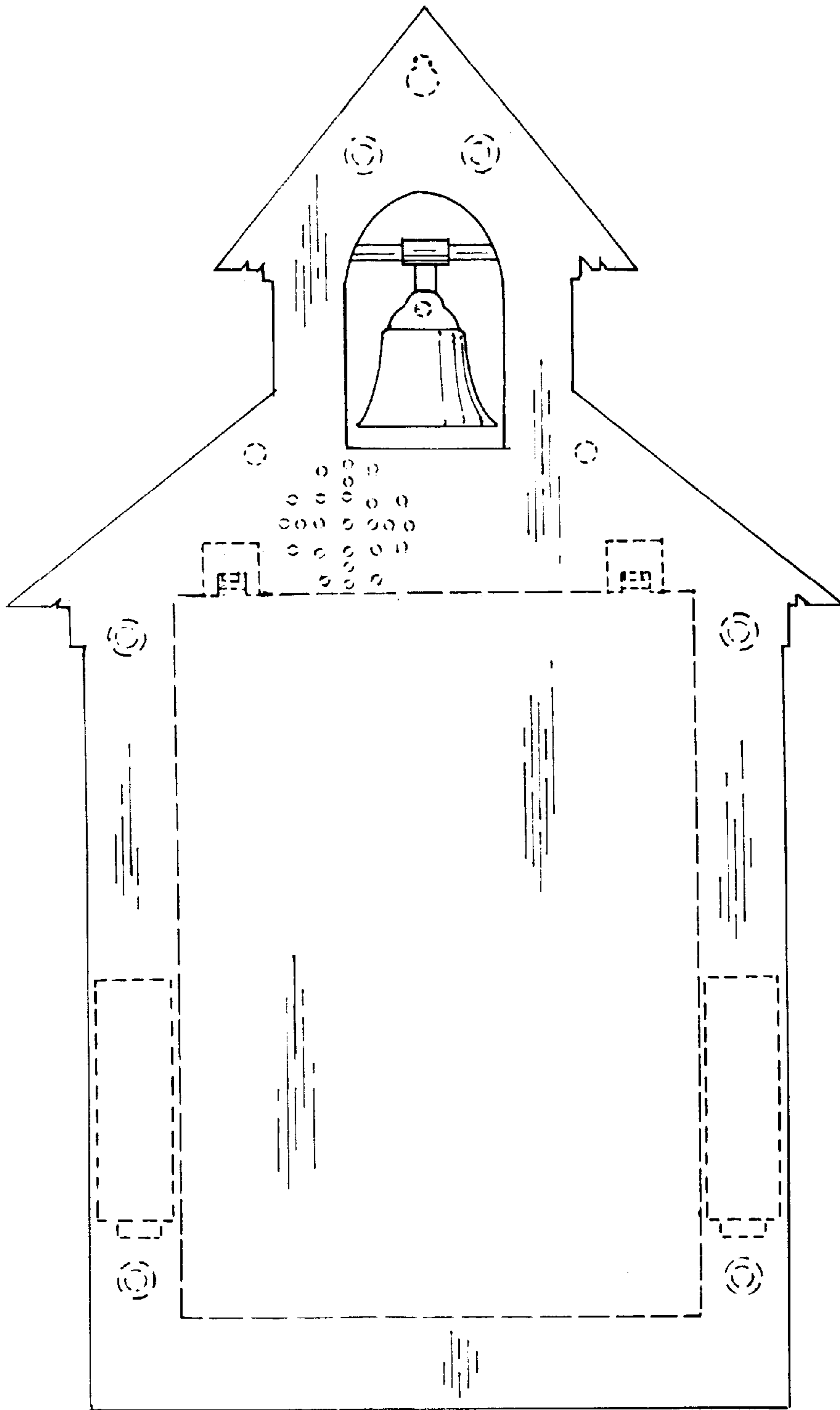


Fig. 2

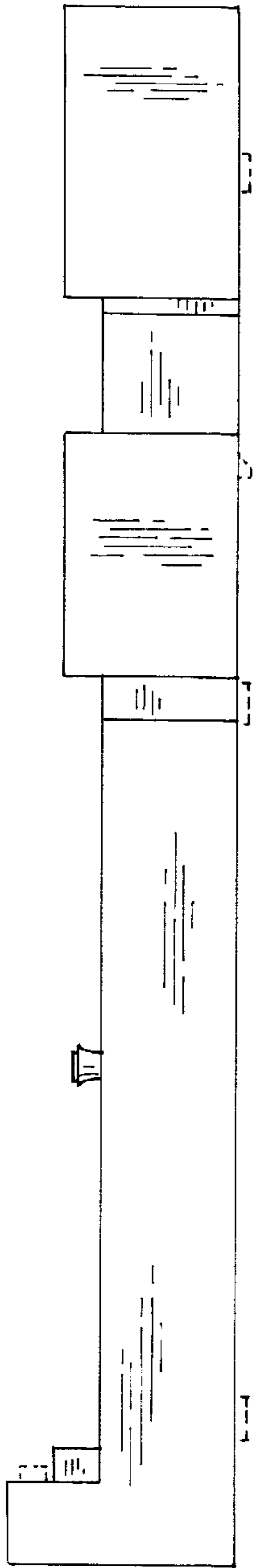


Fig. 3

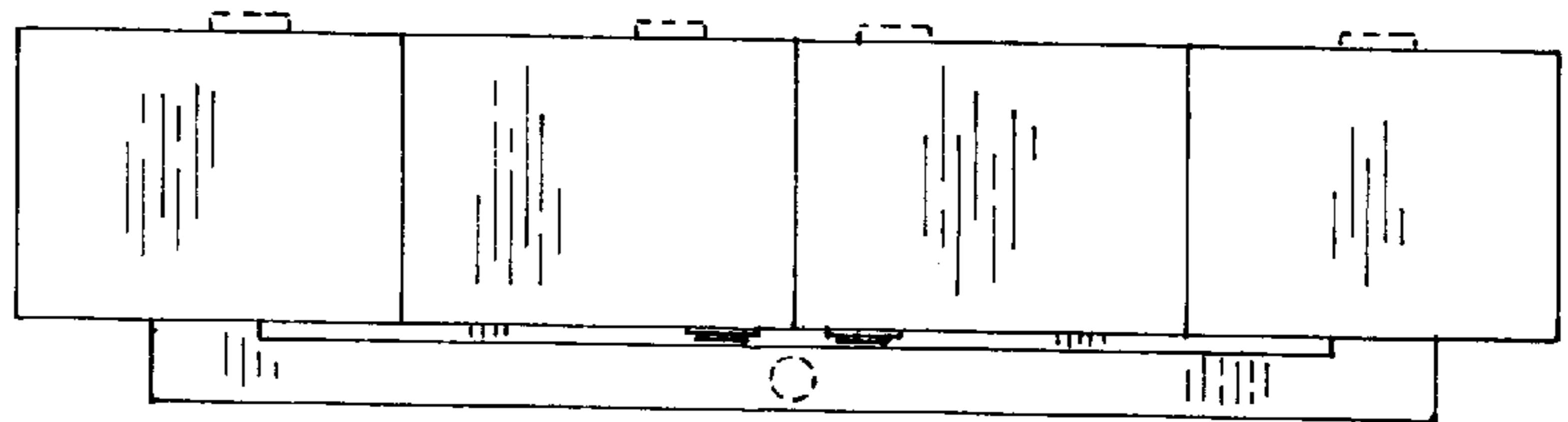


Fig. 4

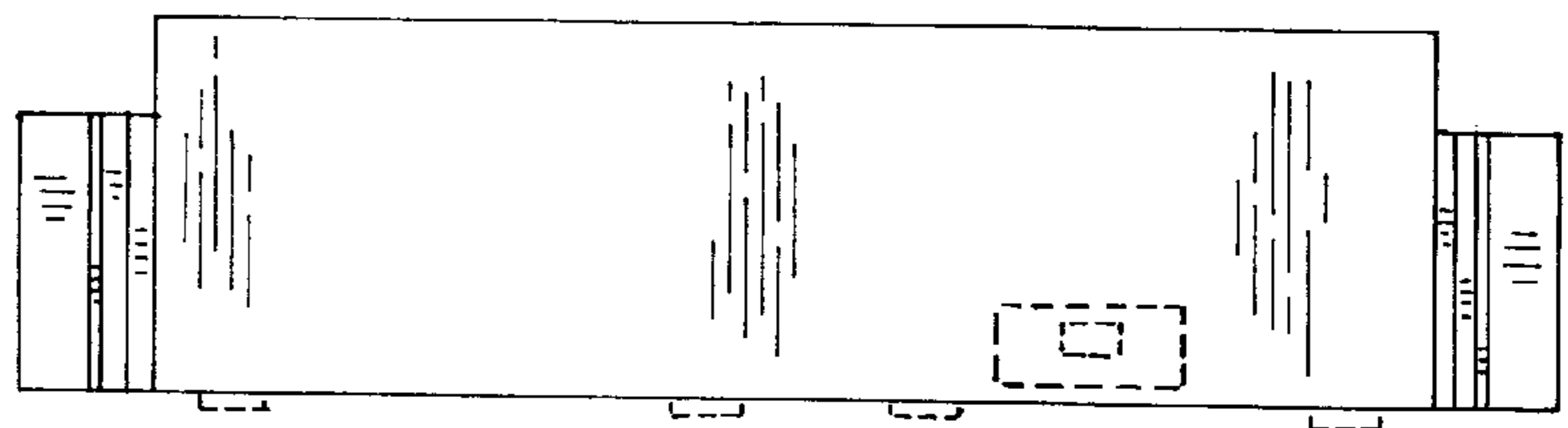


Fig. 5