



US00D458449S

(12) **United States Design Patent**
Bennett et al.

(10) **Patent No.:**

US D458,449 S

(45) **Date of Patent:**

**** Jun. 11, 2002**

(54) **POUCH**

(76) Inventors: **Harold Bennett**, 4707 N. Heatherwood Dr., St. Joseph, MO (US) 64503;
Ronald Bailey, 3505 Mitchell Ave., Saint Joseph, MO (US) 64507

(**) Term: **14 Years**

(21) Appl. No.: **29/146,953**

(22) Filed: **Aug. 20, 2001**

(51) **LOC (7) Cl.** **03-01**

(52) **U.S. Cl.** **D3/303**

(58) **Field of Search** D3/232, 303; D9/305;
150/100, 103, 118, 127, 129; 383/33, 42,
104, 105, 117

(56) **References Cited**

U.S. PATENT DOCUMENTS

2,584,594 A * 2/1952 Kohn 150/127

4,978,232 A * 12/1990 Dunton 383/33
D319,780 S * 9/1991 Laaki D9/305
D383,060 S * 9/1997 Pfuhl et al. D9/305
D386,398 S * 11/1997 Davis D9/305
D419,435 S * 1/2000 Bonfigli D9/305

* cited by examiner

Primary Examiner—Louis S. Zarfes

Assistant Examiner—Monica A. Weingart


(57) **CLAIM**

The ornamental design for a pouch, as shown and described.

DESCRIPTION

FIG. 1 is a front view thereof;
FIG. 2 is a left side view thereof;
FIG. 3 is a rear view thereof;
FIG. 4 is a top plan view thereof;
FIG. 5 is a right side view thereof; and,
FIG. 6 is a bottom plan view thereof.

1 Claim, 3 Drawing Sheets






Fig. 1

Fig. 2




Fig. 3


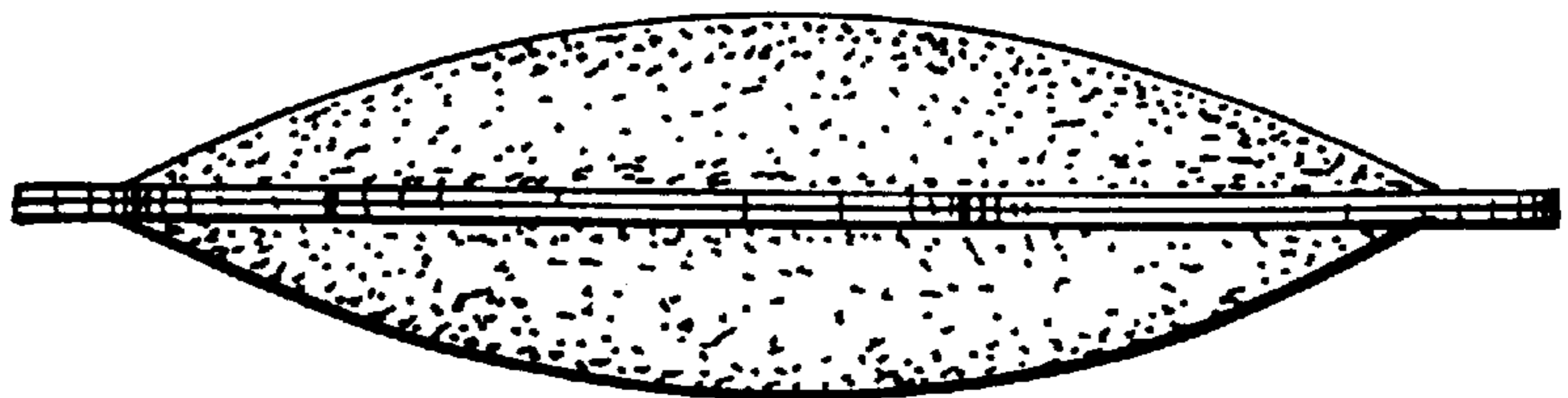


Fig. 4



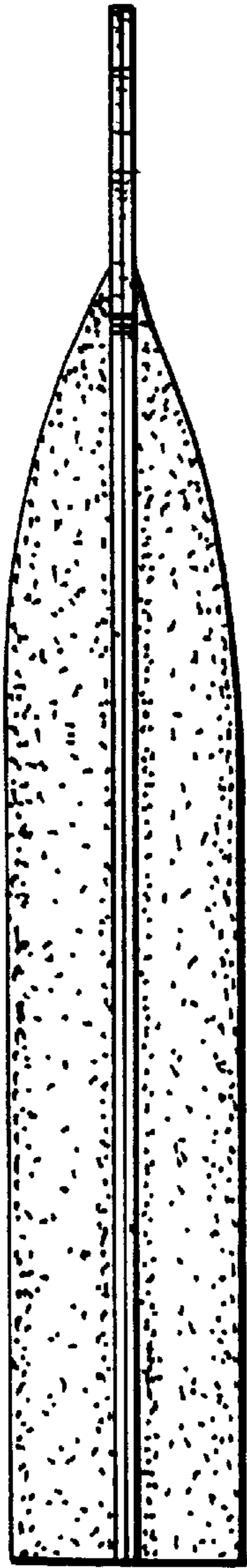


Fig. 5




Fig. 6