



US00D458444S

(12) **United States Design Patent**
Clark et al.

(10) **Patent No.:** **US D458,444 S**

(45) **Date of Patent:** **** Jun. 11, 2002**

(54) **BACKPACK**

(75) Inventors: **Maxine Clark**, St. Louis, MO (US);
Beverly Schofield, Alton, IL (US);
Stacy Kass; **Shari Ann Stout**, both of
St. Louis, MO (US)

(73) Assignee: **Build-A-Bear Workshop, Inc.**, St.
Louis, MO (US)

(**) Term: **14 Years**

(21) Appl. No.: **29/143,031**

(22) Filed: **Jun. 6, 2001**

(51) **LOC (7) Cl.** **03-01**

(52) **U.S. Cl.** **D3/216**

(58) **Field of Search** D3/213-217, 229,
D3/327; 224/153, 155, 162, 259, 579, 602,
627-631, 643, 646, 647, 652, 653, 656,
657

(56) **References Cited**

U.S. PATENT DOCUMENTS

4,609,084	A	*	9/1986	Thomas	190/110
D320,501	S	*	10/1991	Marks	D3/217
D375,402	S	*	11/1996	Yeh	D3/217
5,573,166	A	*	11/1996	Leja	224/630
5,649,658	A	*	7/1997	Hoffman et al.	224/576
D382,110	S	*	8/1997	Pollari	D3/217
D383,305	S	*	9/1997	Holstrom	D3/216
D399,053	S	*	10/1998	Moraes	D3/216
D422,404	S	*	4/2000	Hasas	D3/216

D426,056	S	*	6/2000	Gaines et al.	D3/217
D441,190	S	*	5/2001	Eskandry	D3/289
D446,008	S	*	8/2001	Schulze	D3/216
D448,160	S	*	9/2001	Sijmons et al.	D3/216
D448,922	S	*	10/2001	Willingham et al.	D3/216

* cited by examiner

Primary Examiner—Celia Murphy

(74) *Attorney, Agent, or Firm*—Blackwell Sanders Peper
Martin LLP

(57) **CLAIM**

The ornamental design for a backpack, as shown and
described.

DESCRIPTION

FIG. 1 is a perspective view of a backpack showing our new
design;

FIG. 2 is a front elevational view thereof;

FIG. 3 is a perspective view showing the rear pouch open
and the flap raised;

FIG. 4 is a bottom plan view of FIG. 3, showing the inner
strip for holding a stuffed toy in the pouch;

FIG. 5 is a rear elevational view of FIG. 1;

FIG. 6 is a left side elevational view of FIG. 1;

FIG. 7 is a top plan view of FIG. 1;

FIG. 8 is a right side elevational view of FIG. 1; and,

FIG. 9 is a bottom plan view of FIG. 1.

Throughout the drawings lines shown in phantom are for
illustrative purposes only and form no part of the claimed
design.

1 Claim, 4 Drawing Sheets







FIG. 1




FIG. 2

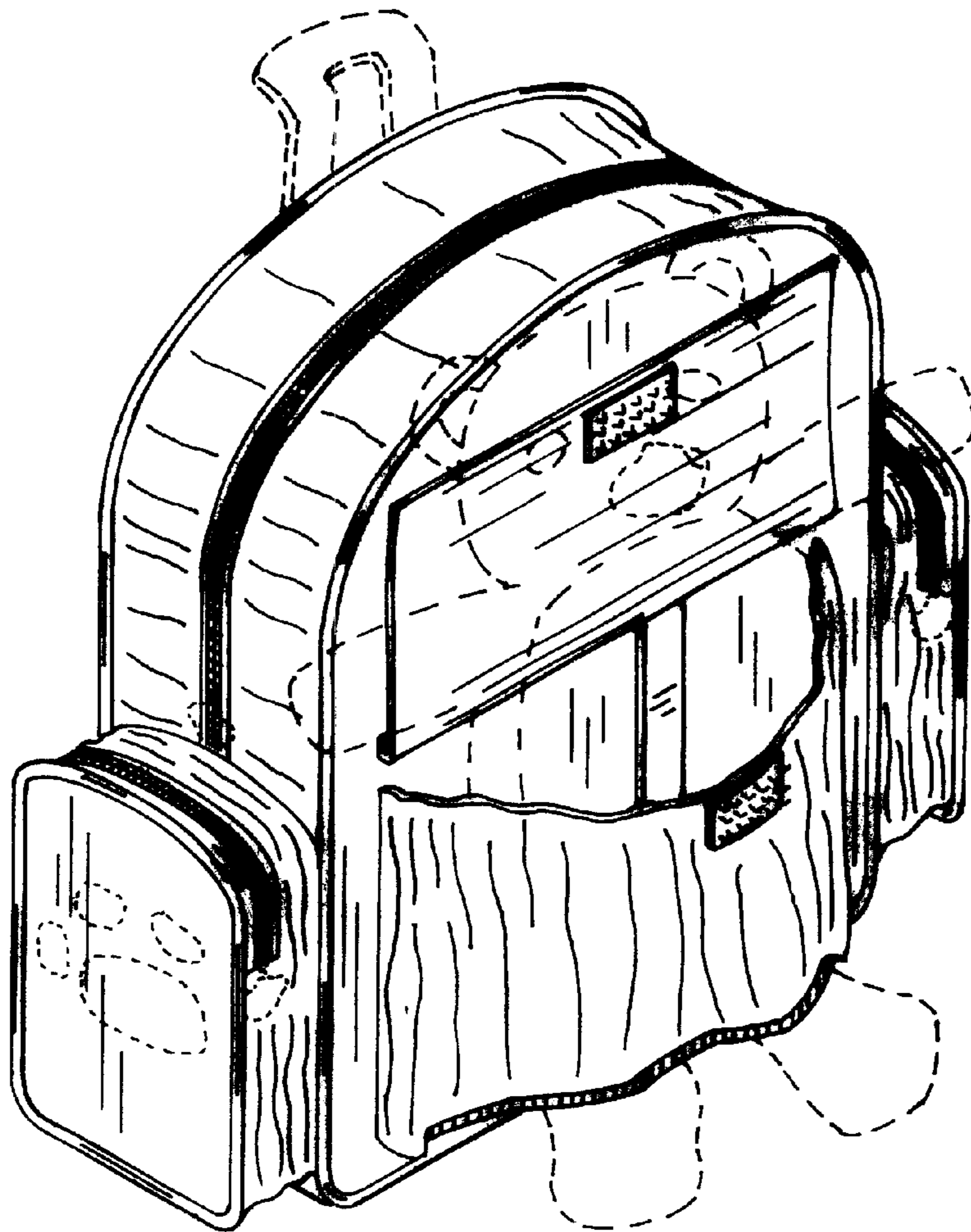


FIG. 3

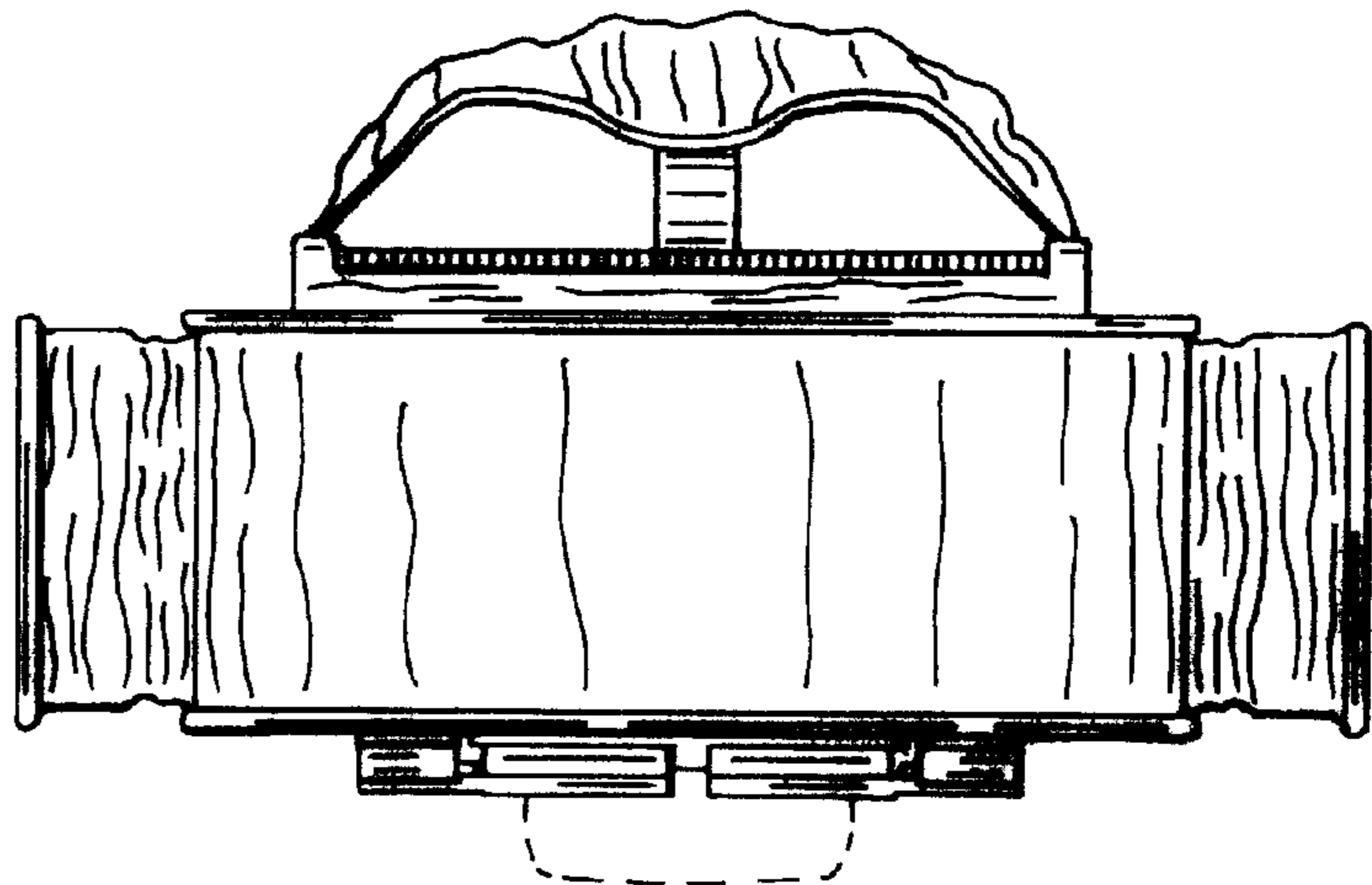


FIG. 4

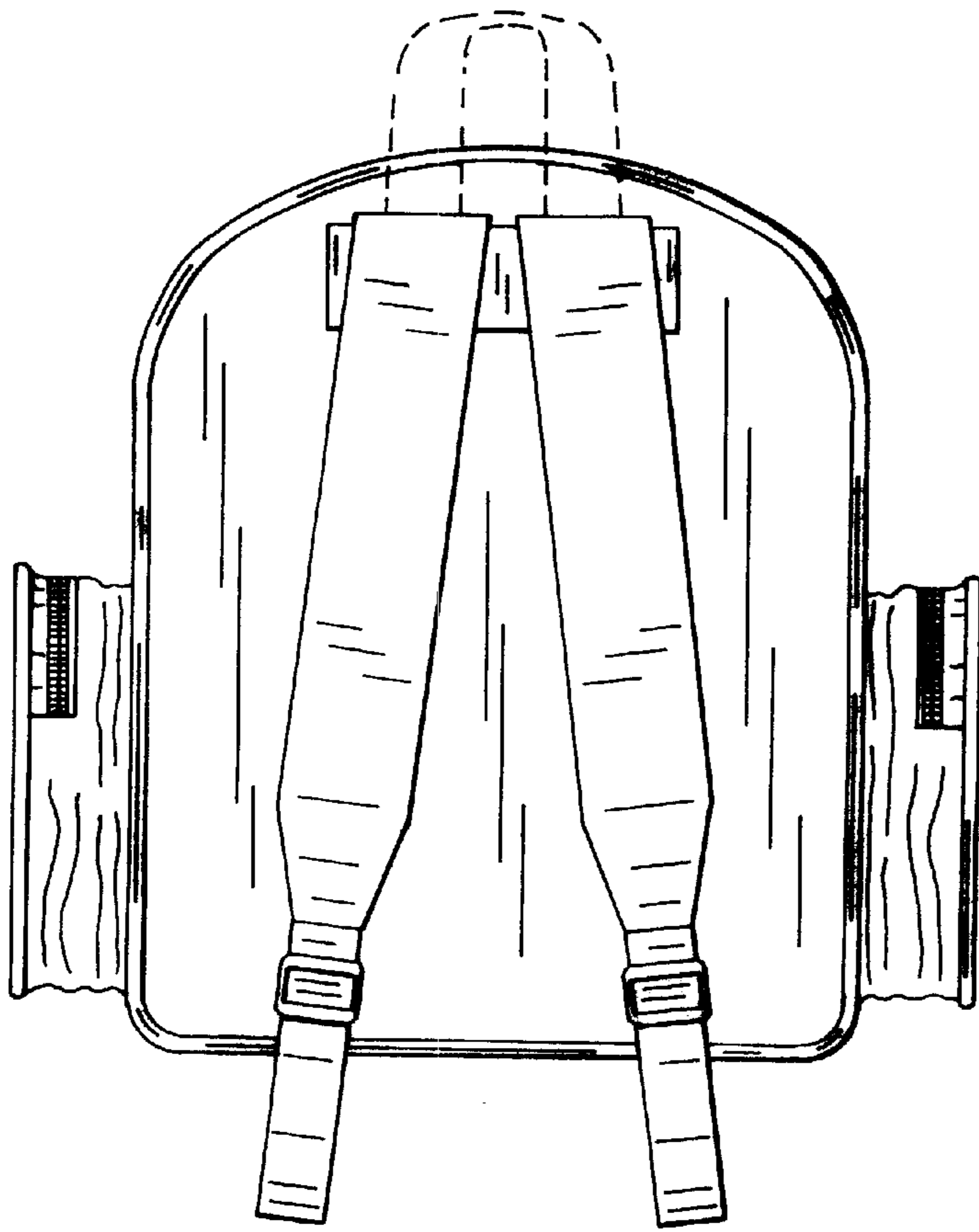


FIG. 5

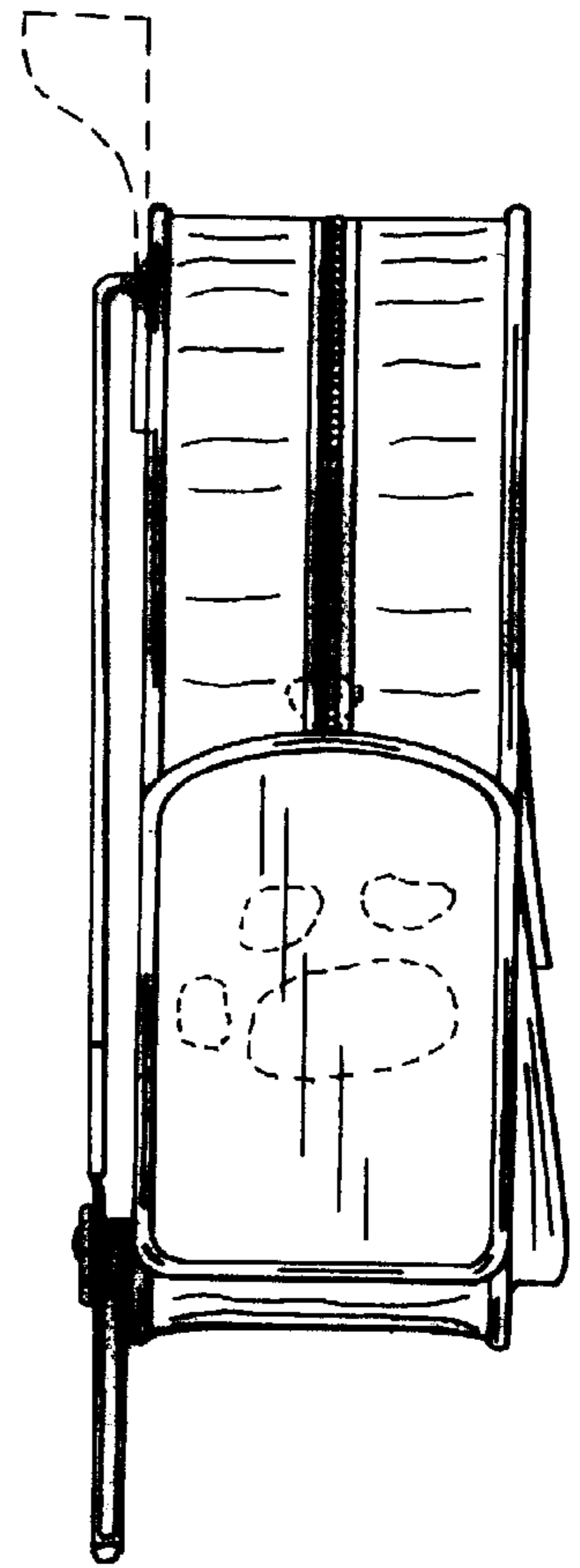


FIG. 6

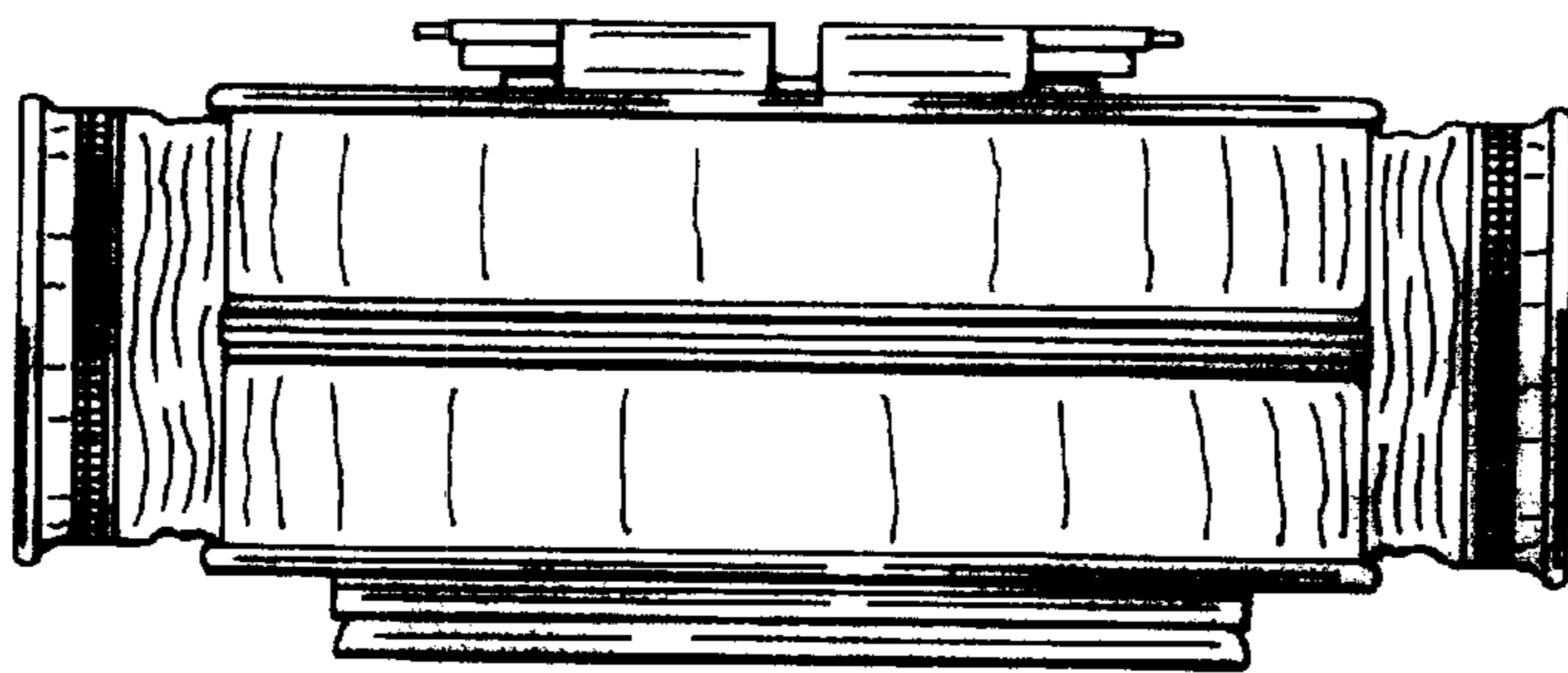


FIG. 7

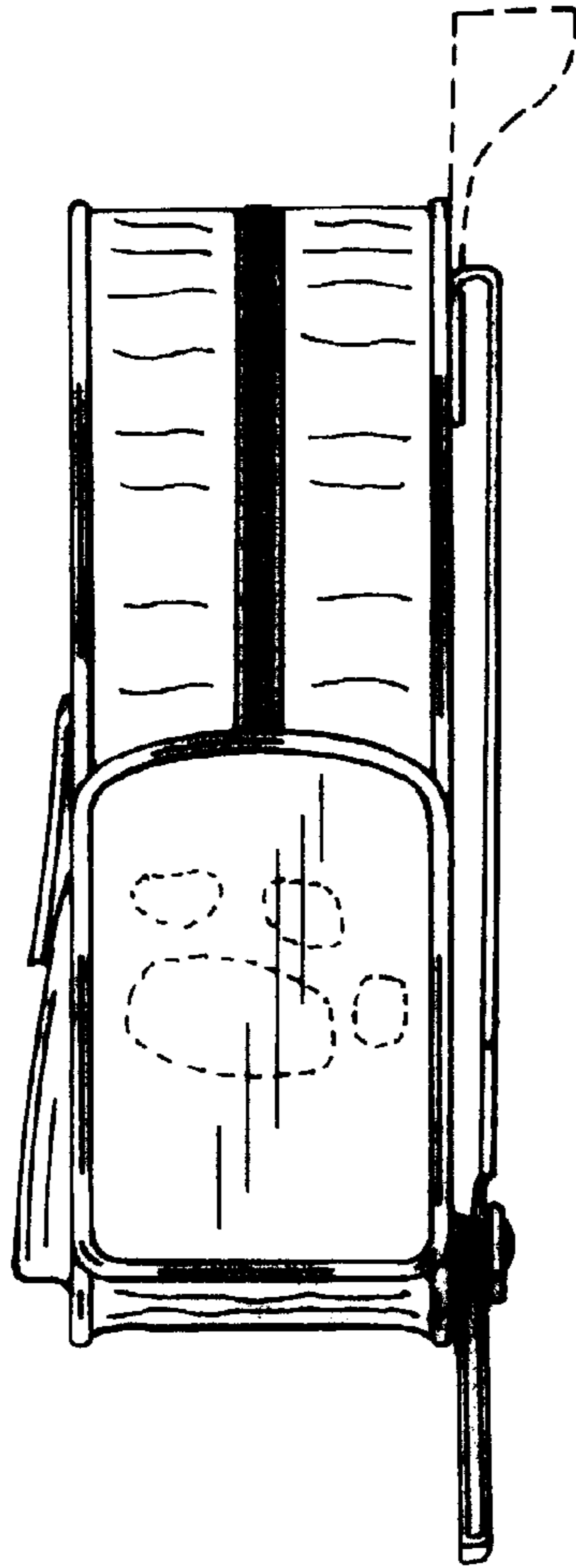


FIG. 8




FIG. 9