



US00D458439S

(12) **United States Design Patent**  
**Hudson**

(10) **Patent No.:** **US D458,439 S**

(45) **Date of Patent:** **\*\* Jun. 11, 2002**

(54) **ROLL UP SHOE AND LEG PROTECTOR**

D404,189 S \* 1/1999 Watson ..... D2/910

(76) Inventor: **Rhonda Hudson**, 265 W. 14th St. #203,  
New York, NY (US) 10011

\* cited by examiner

(\*\*) Term: **14 Years**

*Primary Examiner*—Louis S. Zarfes  
*Assistant Examiner*—Gregory Andoll  
(74) *Attorney, Agent, or Firm*—John D. Gugliotta

(21) Appl. No.: **29/139,940**

(57) **CLAIM**

(22) Filed: **Apr. 9, 2001**

The ornamental design for a roll up shoe and leg protector,  
as shown and described.

(51) **LOC (7) Cl.** ..... **02-04**

(52) **U.S. Cl.** ..... **D2/910; D2/909; D2/901**

(58) **Field of Search** ..... D2/896–897, 900–915,  
D2/946, 947, 962, 970; D3/215, 226, 228,  
222; 36/1, 2 R, 102, 107–108, 113, 117.1–117.9,  
118.1–118.9, 119.1, 131, 134, 136, 7 R,  
7.2, 7.4, 50, 50.1

**DESCRIPTION**

FIG. 1 is perspective view of a roll up shoe and leg protector  
showing my new design;  
FIG. 2 is a right side elevational view thereof;  
FIG. 3 is a top plan view thereof;  
FIG. 4 is a left side elevational view thereof; and,  
FIG. 5 is a bottom plan view thereof.

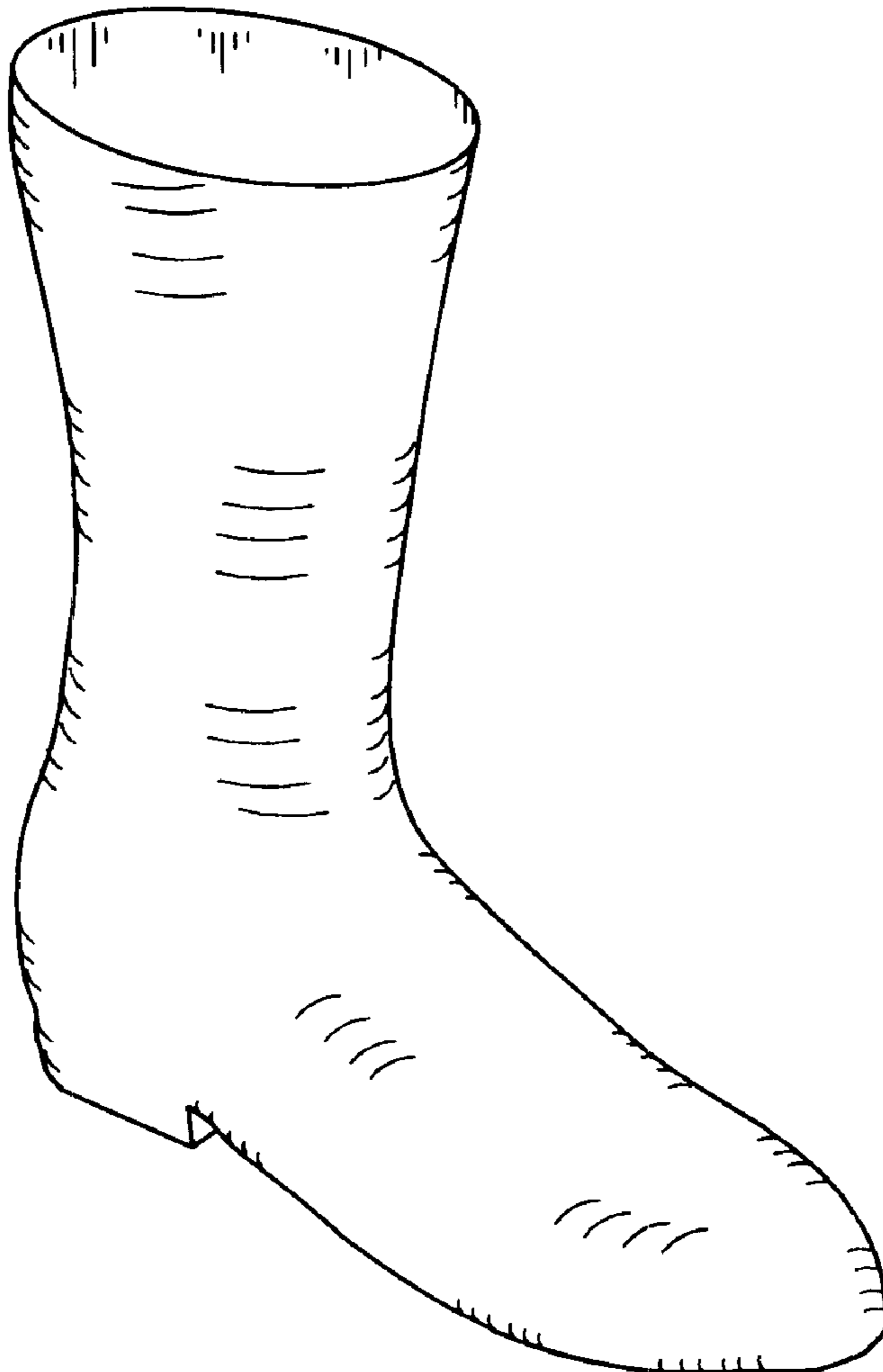
(56) **References Cited**

**U.S. PATENT DOCUMENTS**

3,707,787 A \* 1/1973 Hughes ..... 36/109  
4,967,491 A \* 11/1990 Plotkin ..... 36/7.1 R  
D350,014 S \* 8/1994 Ivanyshyn ..... D2/910

The dashed lines in FIGS. 2 and 4 represent a leg and shoe  
of a wearer utilizing the present invention, and in no way  
form a part of the present design.

**1 Claim, 2 Drawing Sheets**



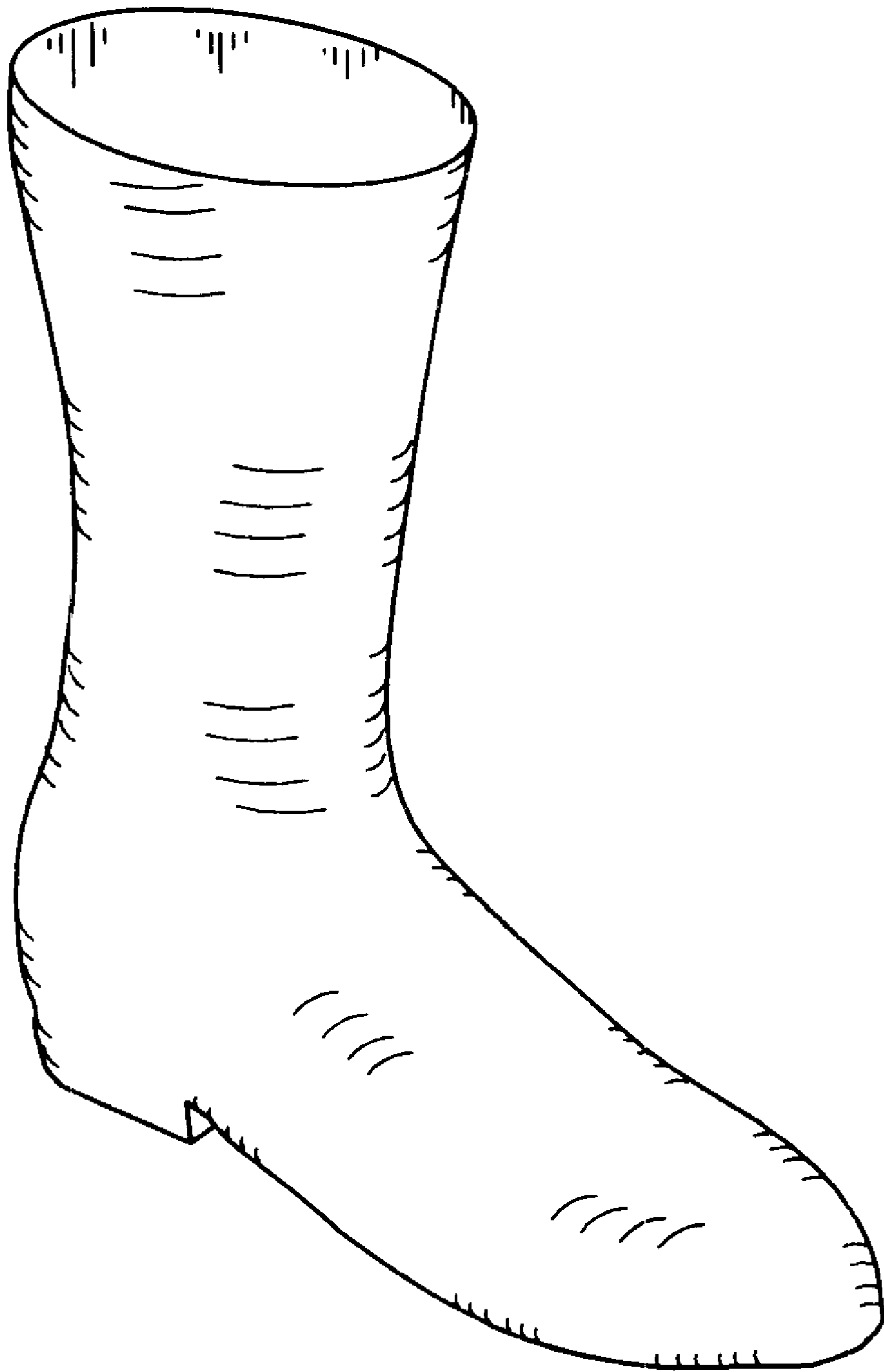


Figure 1

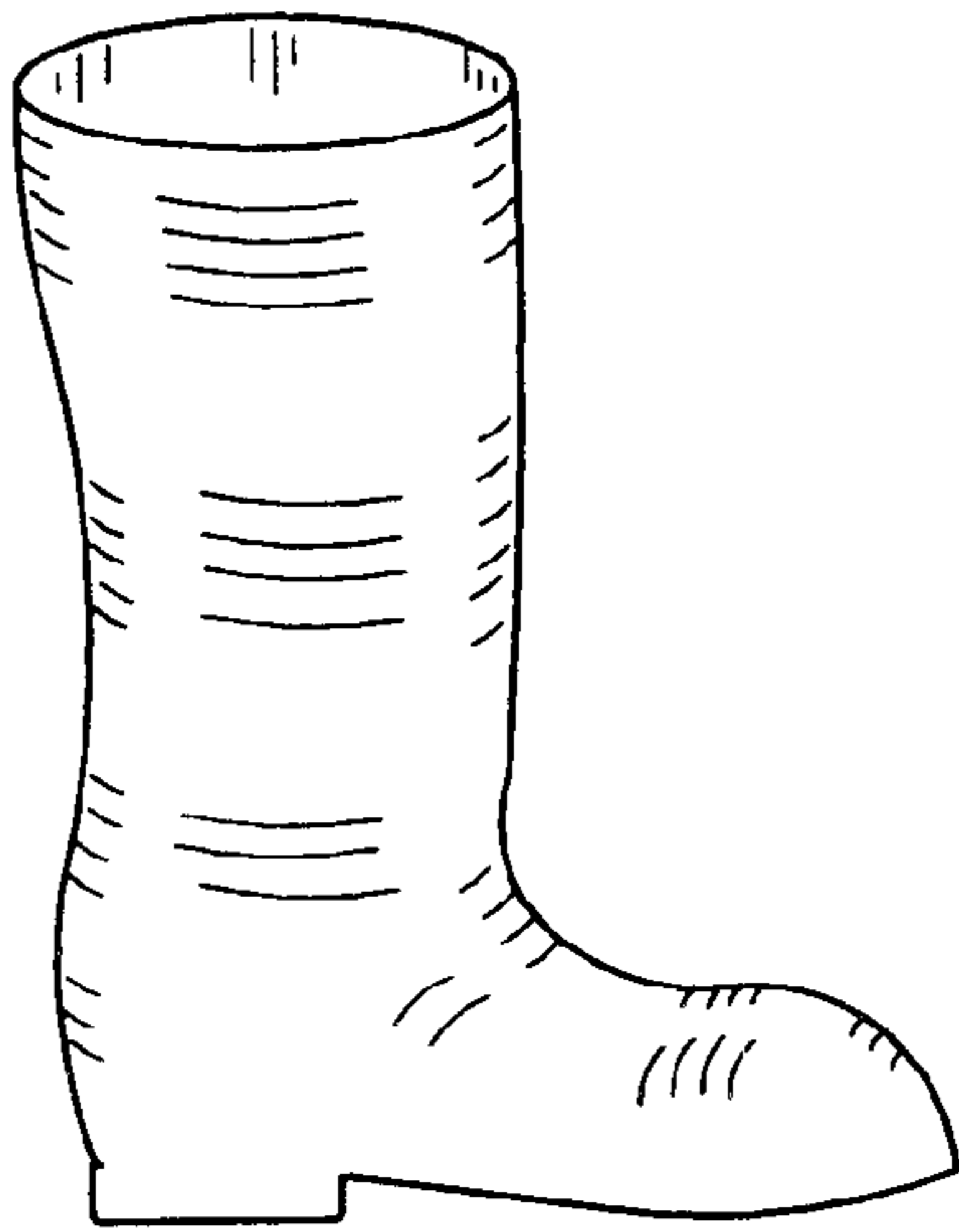


Figure 2

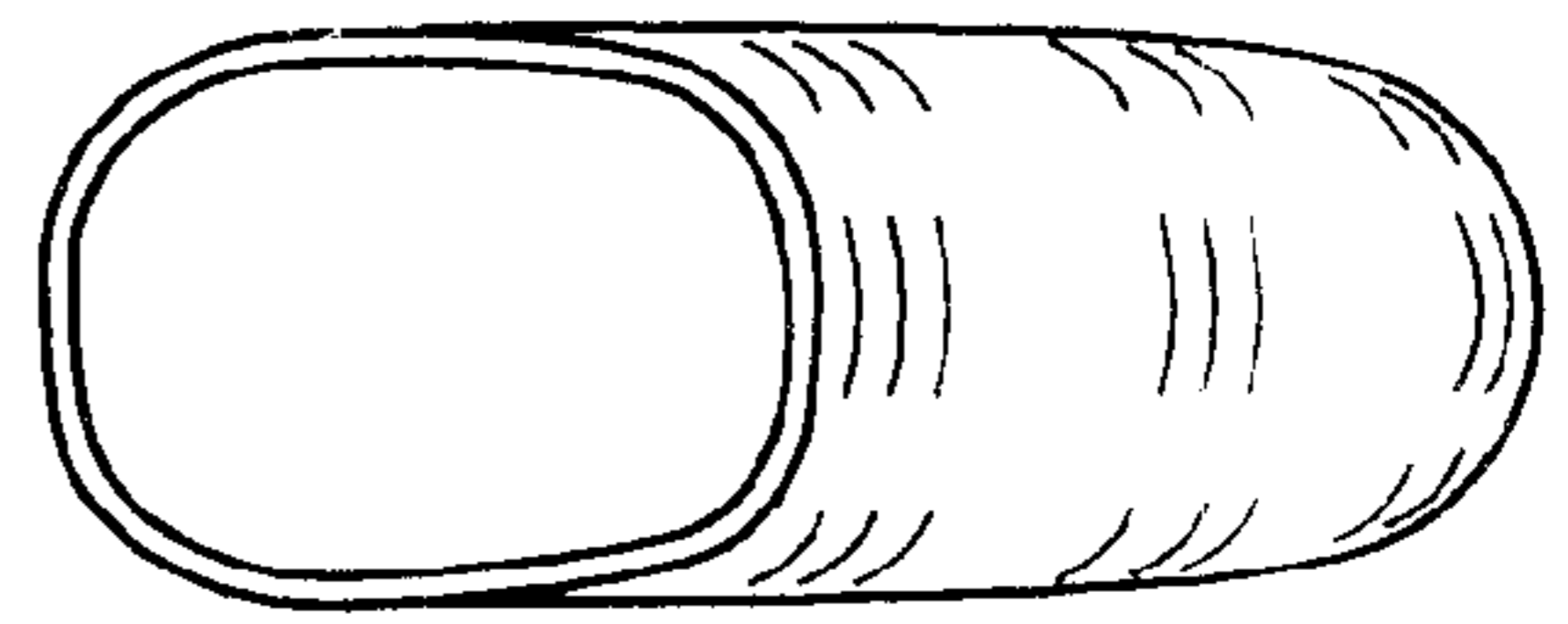


Figure 3



Figure 4

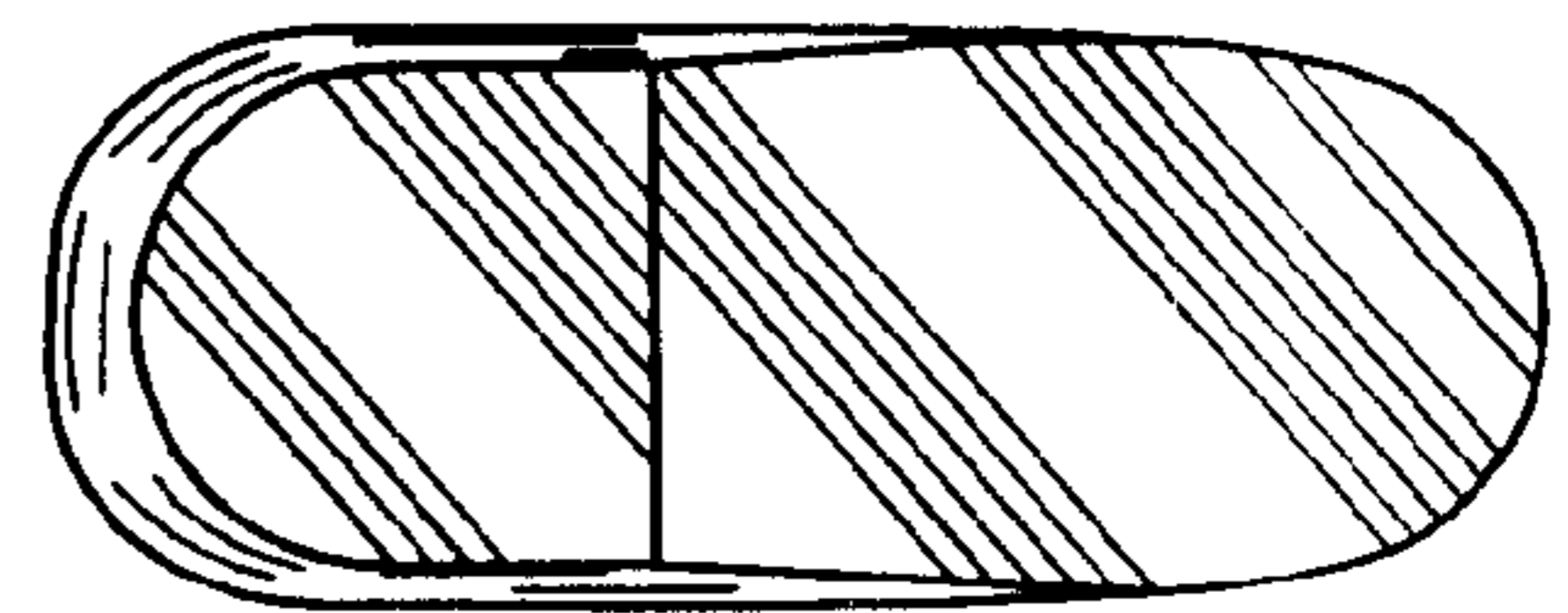


Figure 5