



US00D458434S

(12) **United States Design Patent**
Bortone

(10) **Patent No.:** **US D458,434 S**
(45) **Date of Patent:** **** Jun. 11, 2002**

(54) **CURLY-SHAPED PUFFED EXTRUDATE SNACK FOOD**

(75) Inventor: **Eugenio Bortone**, Frisco, TX (US)

(73) Assignee: **Recot, Inc.**, Pleasanton, CA (US)

(**) Term: **14 Years**

(21) Appl. No.: **29/148,356**

(22) Filed: **Sep. 18, 2001**

(51) **LOC (7) Cl.** **01-01**

(52) **U.S. Cl.** **D1/125**

(58) **Field of Search** D1/101, 120, 122,
D1/123, 125-130, 199; 426/94, 104, 105,
138, 274, 549, 550, 559, 383, 439, 440,
445, 446, 499-501, 516, 808

(56) **References Cited**

U.S. PATENT DOCUMENTS

3,156,194 A * 11/1964 Scott 426/501
D401,735 S * 12/1998 Rom D1/1

* cited by examiner

Primary Examiner—Alan P. Douglas

Assistant Examiner—Linda Brooks

(74) *Attorney, Agent, or Firm*—Colin P. Cahoon; Carstens,
Yee & Cahoon, L.L.P.

(57) **CLAIM**

The ornamental design for a curly-shaped puffed extrudate snack food, as shown and described.

DESCRIPTION

FIG. 1 is a front perspective view of the curly-shaped puffed extrudate snack food of the present invention;

FIG. 2 is a rear perspective view of the curly-shaped puffed extrudate snack food of the present invention;

FIG. 3 is a top elevation view of the curly-shaped puffed extrudate snack food of the present invention;

FIG. 4 is a bottom elevation view of the curly-shaped puffed extrudate snack food of the present invention;

FIG. 5 is a front elevation view of the curly-shaped puffed extrudate snack food of the present invention;

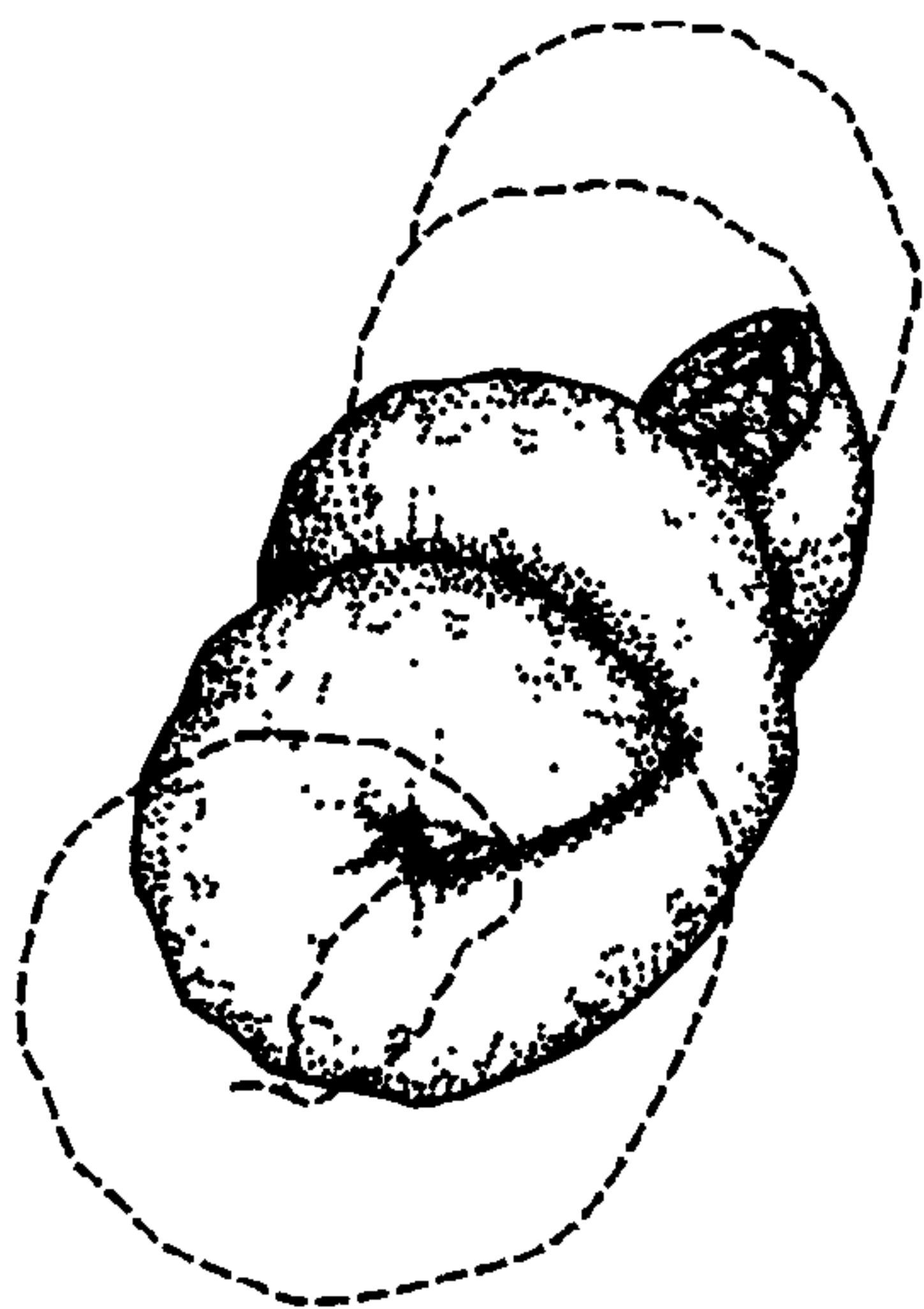
FIG. 6 is a rear elevation view of the curly-shaped puffed extrudate snack food of the present invention;

FIG. 7 is a right side elevation view of the curly-shaped puffed extrudate snack food of the present invention; and,

FIG. 8 is a left side elevation view of the curly-shaped puffed extrudate snack food of the present invention.

The broken lines showing additional structure in FIGS. 1, 2, 3, 4, 7, and 8 are for illustrative purposes only and form no part of the claimed design.

1 Claim, 1 Drawing Sheet



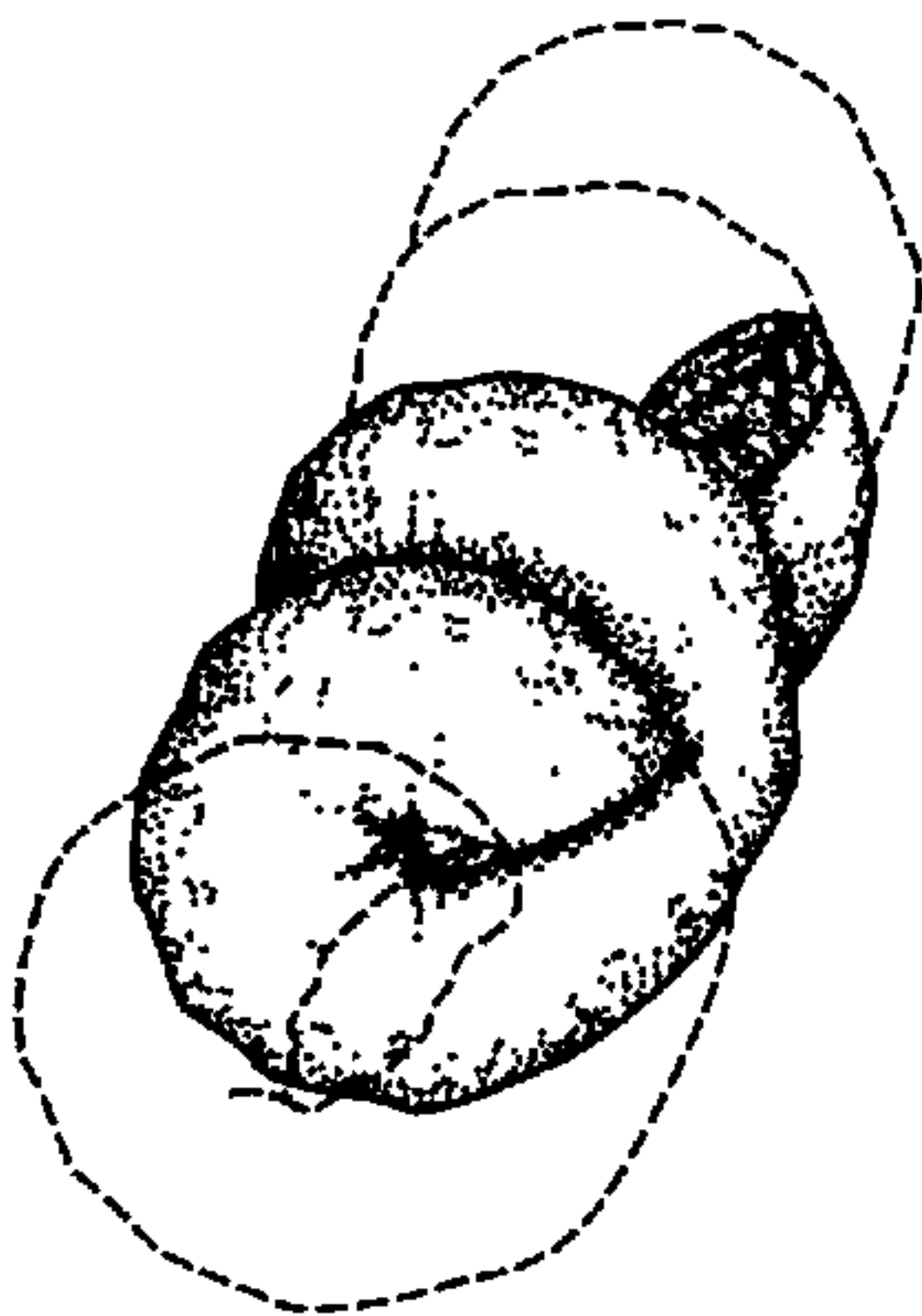


FIG. 1

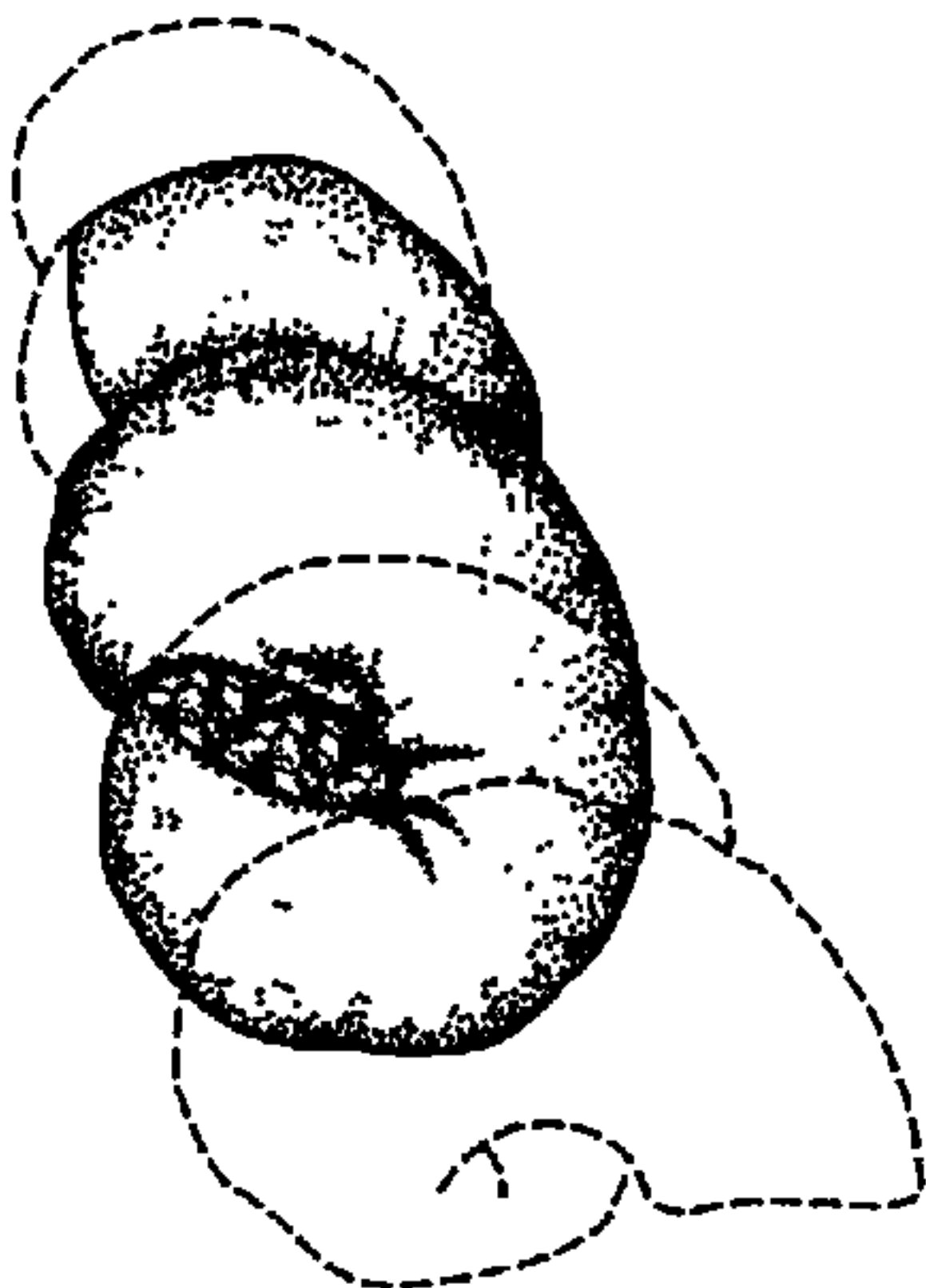


FIG. 2




FIG. 3




FIG. 4



FIG. 5



FIG. 6



FIG. 7



FIG. 8