



US00D458428S

(12) **United States Design Patent**
Wenner

(10) **Patent No.:** **US D458,428 S**
(45) **Date of Patent:** **** Jun. 4, 2002**

(54) **LOTTERY TICKET SCRAPER**

(76) Inventor: **Martha Wenner**, 251 Sanchez Ave.,
Ormond Beach, FL (US) 32174

(**) Term: **14 Years**

(21) Appl. No.: **29/141,485**

(22) Filed: **May 7, 2001**

(51) **LOC (7) Cl.** **08-05**

(52) **U.S. Cl.** **D32/46**

(58) **Field of Search** D32/40, 46; D8/14;
30/169; D7/300.2; 15/236.01, 236.07; D11/79,
81

(56) **References Cited**

U.S. PATENT DOCUMENTS

D290,056 S	5/1987	Hatfield	
D302,879 S	* 8/1989	Duran D32/46
D302,880 S	8/1989	Terry	
D311,817 S	11/1990	Bernier	
D311,981 S	11/1990	Kabbaby et al.	
D312,155 S	11/1990	Saunders	
D323,045 S	1/1992	Gabler	
D331,301 S	* 11/1992	Say, Jr. D32/46

D370,099 S	5/1996	Mancini	
D377,250 S	1/1997	Bafile, Jr. et al.	
5,638,570 A	* 6/1997	Gruner 15/236.07 X
D386,856 S	11/1997	Cefalu et al.	
D392,434 S	3/1998	Garner	
D403,814 S	1/1999	Stanford	

* cited by examiner

Primary Examiner—Jennifer Rivard
(74) *Attorney, Agent, or Firm*—Paul S. Rooy

(57) **CLAIM**

The ornamental design for a lottery ticket scraper, as shown and described.

DESCRIPTION

FIG. 1 is a top quarter isometric view of a lottery ticket scraper.

FIG. 2 is a bottom quarter isometric view of a lottery ticket scraper.

FIG. 3 is a top view of an alternate embodiment of a lottery ticket scraper.

FIG. 4 is a right side view thereof.

FIG. 5 is a bottom view thereof; and,

FIG. 6 is a left side view thereof.

1 Claim, 4 Drawing Sheets

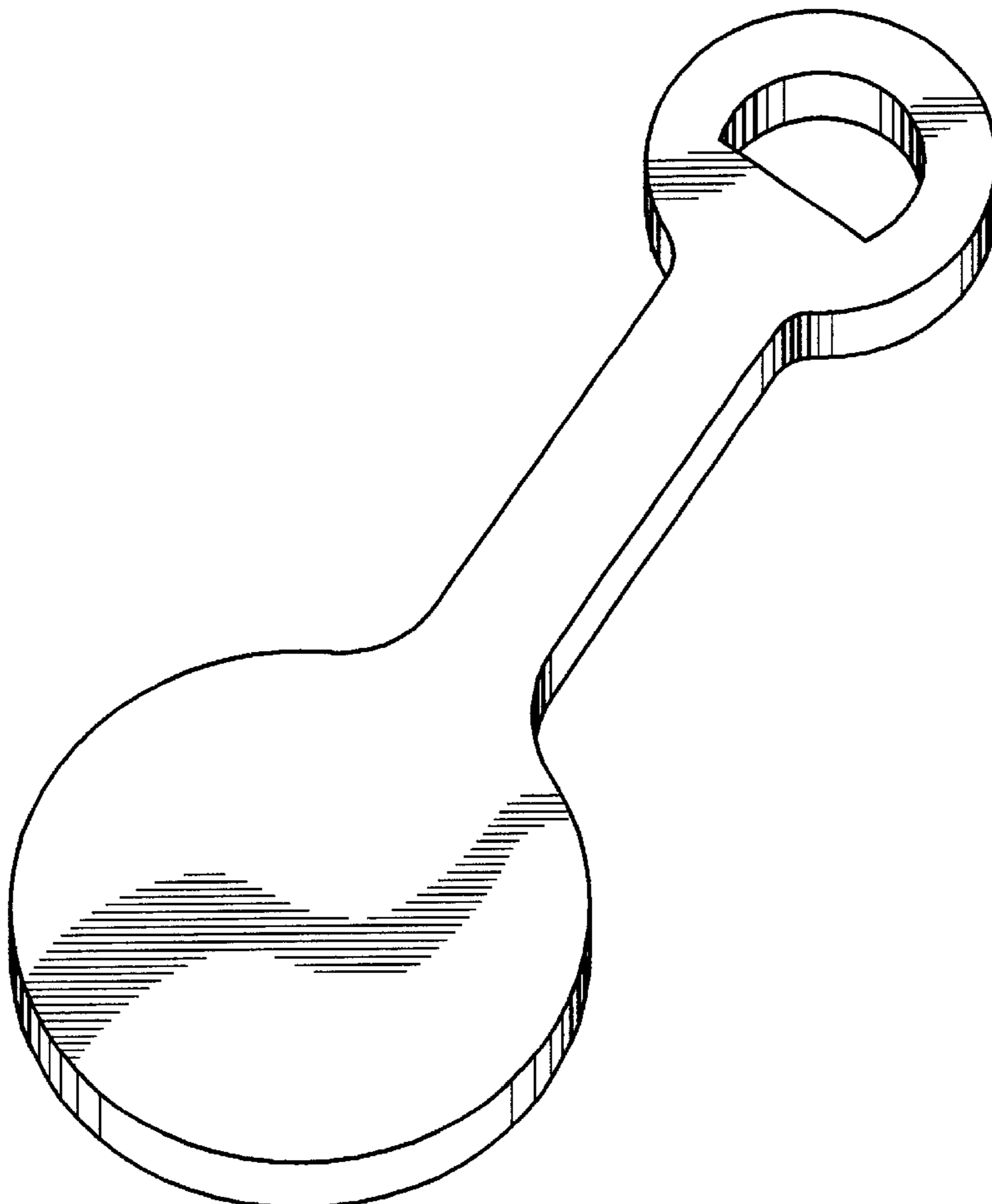


FIG 1




FIG 2




FIG 3

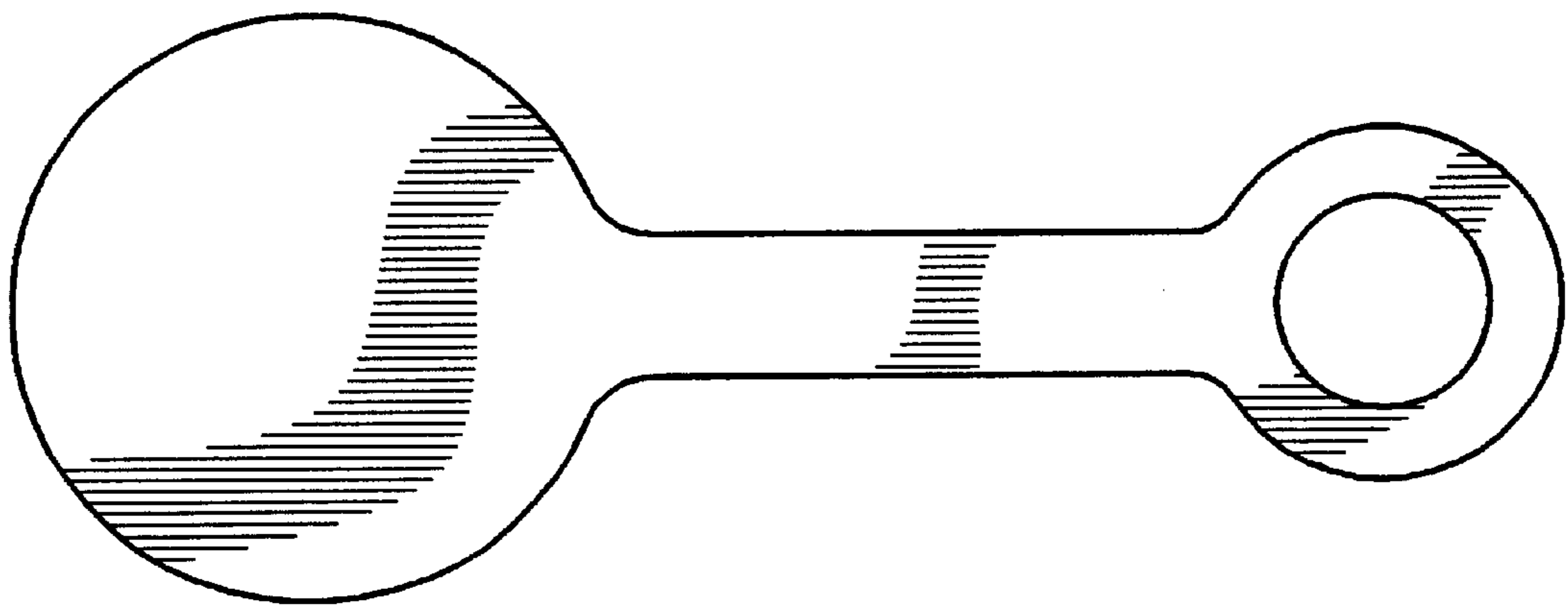


FIG 4



FIG 5

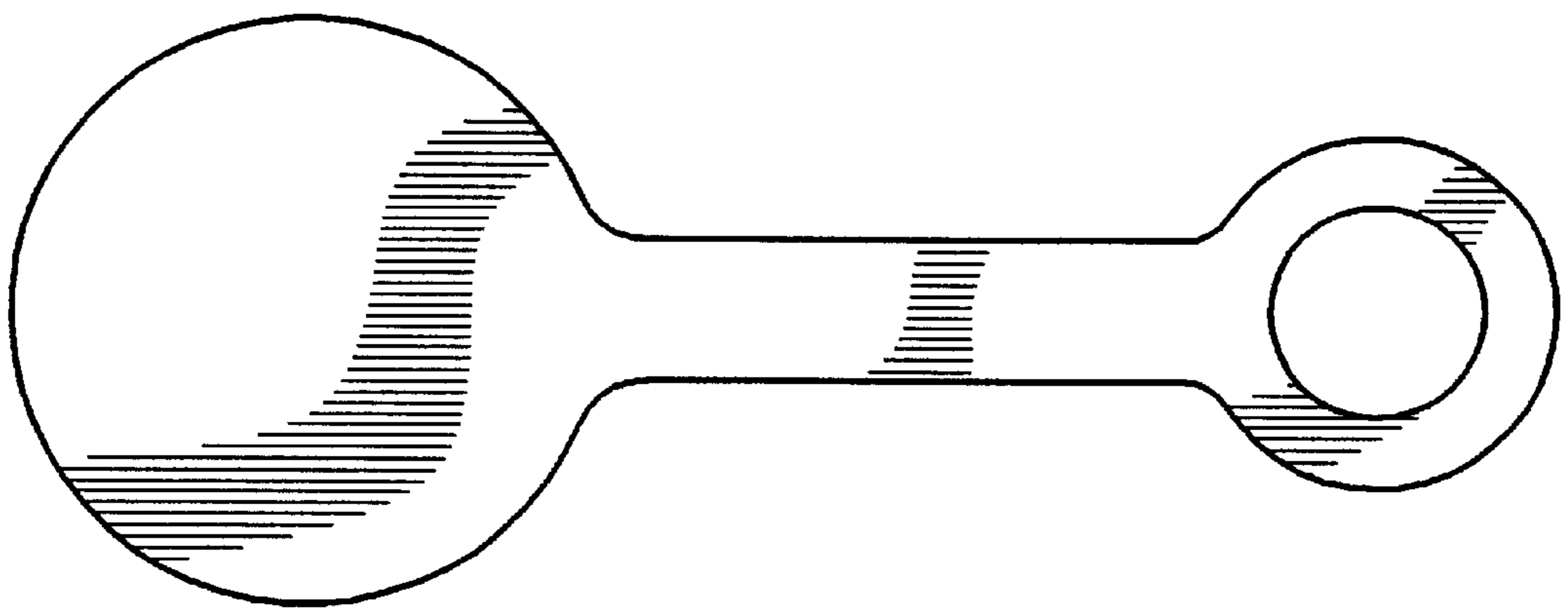


FIG 6

