



US00D458427S

(12) **United States Design Patent**
Kunkler et al.

(10) **Patent No.:** **US D458,427 S**

(45) **Date of Patent:** **** Jun. 4, 2002**

(54) **FLOOR MOP**

(75) Inventors: **Jeffery Scott Kunkler**, Simi Valley, CA (US); **Philip Edwin Hague**, Chicago, IL (US); **Paul Tsu-Peng King**, Westlake Village, CA (US); **John William Van Akkeren**, Chicago, IL (US)

(73) Assignee: **The Procter & Gamble Company**, Cincinnati, OH (US)

(**) Term: **14 Years**

(21) Appl. No.: **29/122,313**

(22) Filed: **Apr. 25, 2000**

(51) **LOC (7) Cl.** **08-05**

(52) **U.S. Cl.** **D32/45; D32/50**

(58) **Field of Search** D32/40, 45, 50, D32/22; 15/143.1, 144.1, 228, 229.3, 209.1, 244.1-244.4; 401/138-140

(56) **References Cited**

U.S. PATENT DOCUMENTS

- 2,831,207 A * 4/1958 Thompson et al. 15/228
- D396,908 S * 8/1998 Beechuk et al. D32/45
- D401,703 S * 11/1998 Beechuk et al. D32/45
- D402,776 S * 12/1998 Carlson D32/50

- 5,888,006 A * 3/1999 Ping et al. 401/139
- 6,048,123 A * 4/2000 Holt et al. 401/138
- D428,226 S * 7/2000 Kunkler D32/45
- 6,101,661 A * 8/2000 Policicchio et al. 15/228

* cited by examiner

Primary Examiner—Jennifer Rivard

(74) *Attorney, Agent, or Firm*—James C. Vago; Thibault Fayette

(57) **CLAIM**

The ornamental design for a floor mop, as shown and described.

DESCRIPTION

FIG. 1 is a perspective view of a floor mop, embodying the new design;

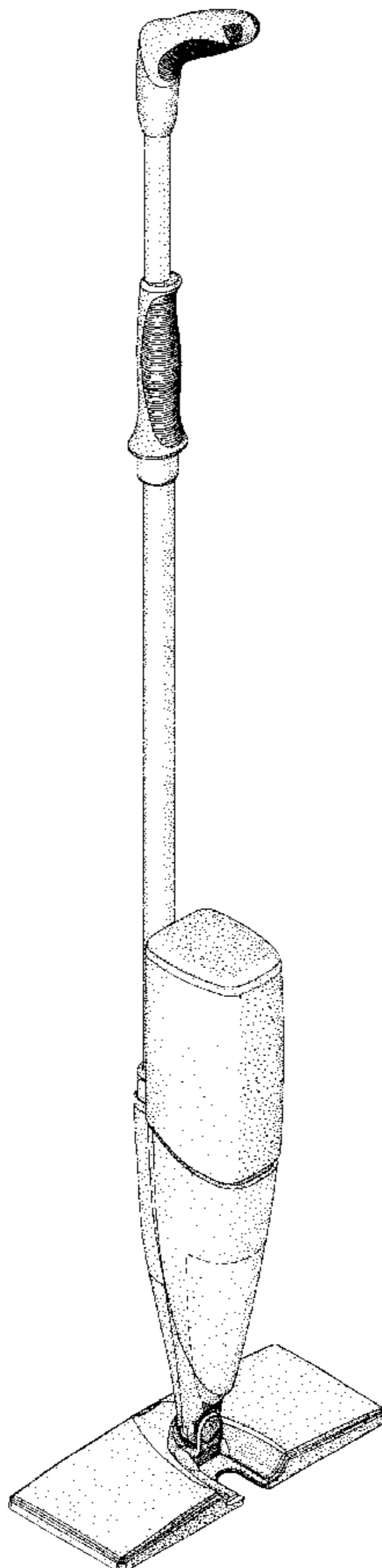
FIG. 2 is a front elevational view of the floor mop of FIG. 1;

FIG. 3 is a rear elevational view of the floor mop of FIG. 1;

FIG. 4 is a side elevational view of the floor mop of FIG. 1, the opposite side elevational view thereof being the same;

FIG. 5 is a top planar view of the floor mop of FIG. 1; and, FIG. 6 is a bottom planar view of the floor mop of FIG. 1. The broken lines shown in the drawings are for illustrative purposes only and form no part of the claimed design.

1 Claim, 3 Drawing Sheets



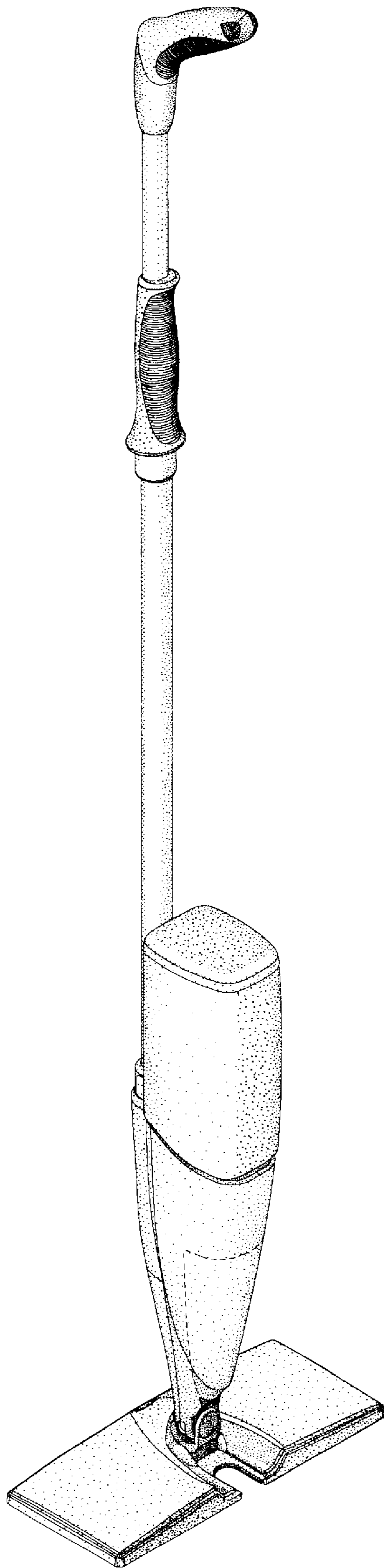


Fig. 1




Fig. 2

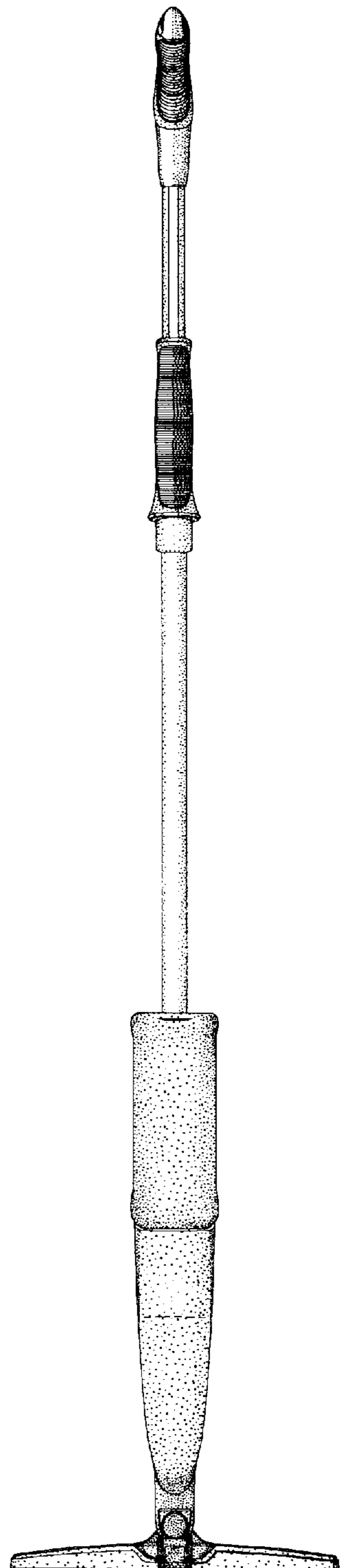


Fig. 3




Fig. 4

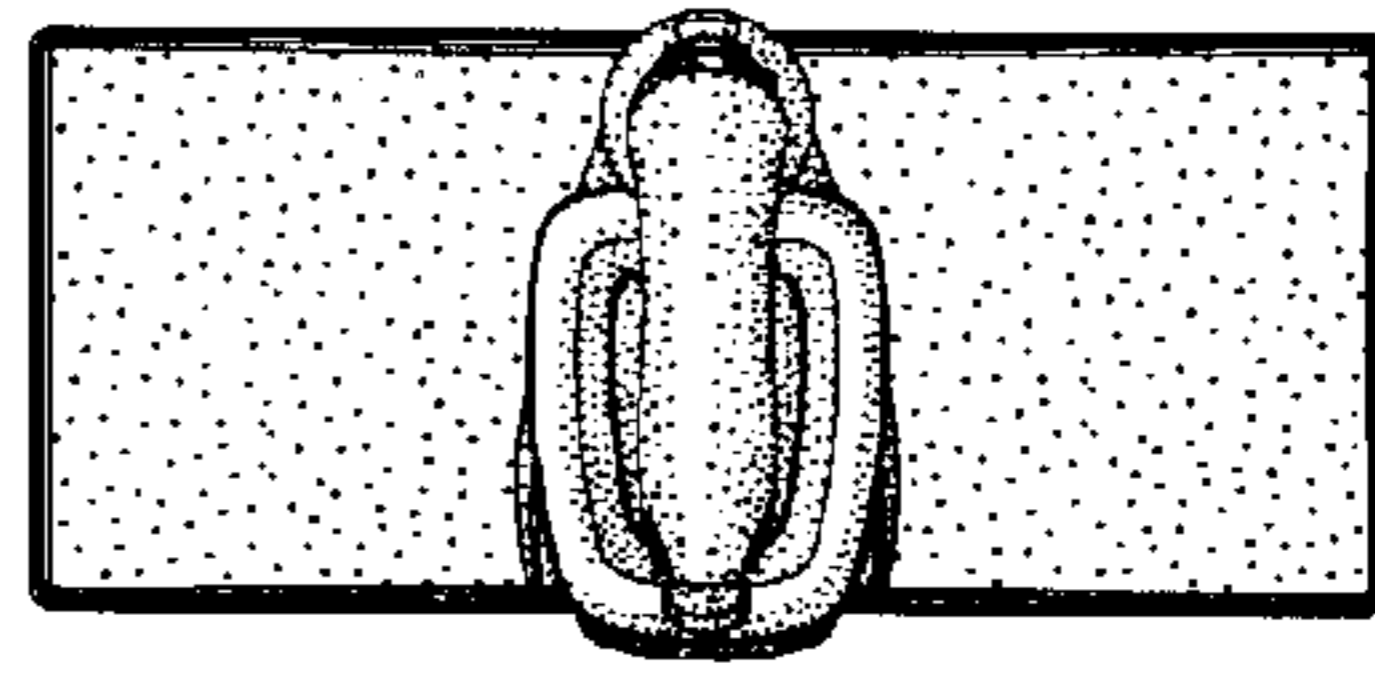


Fig. 5

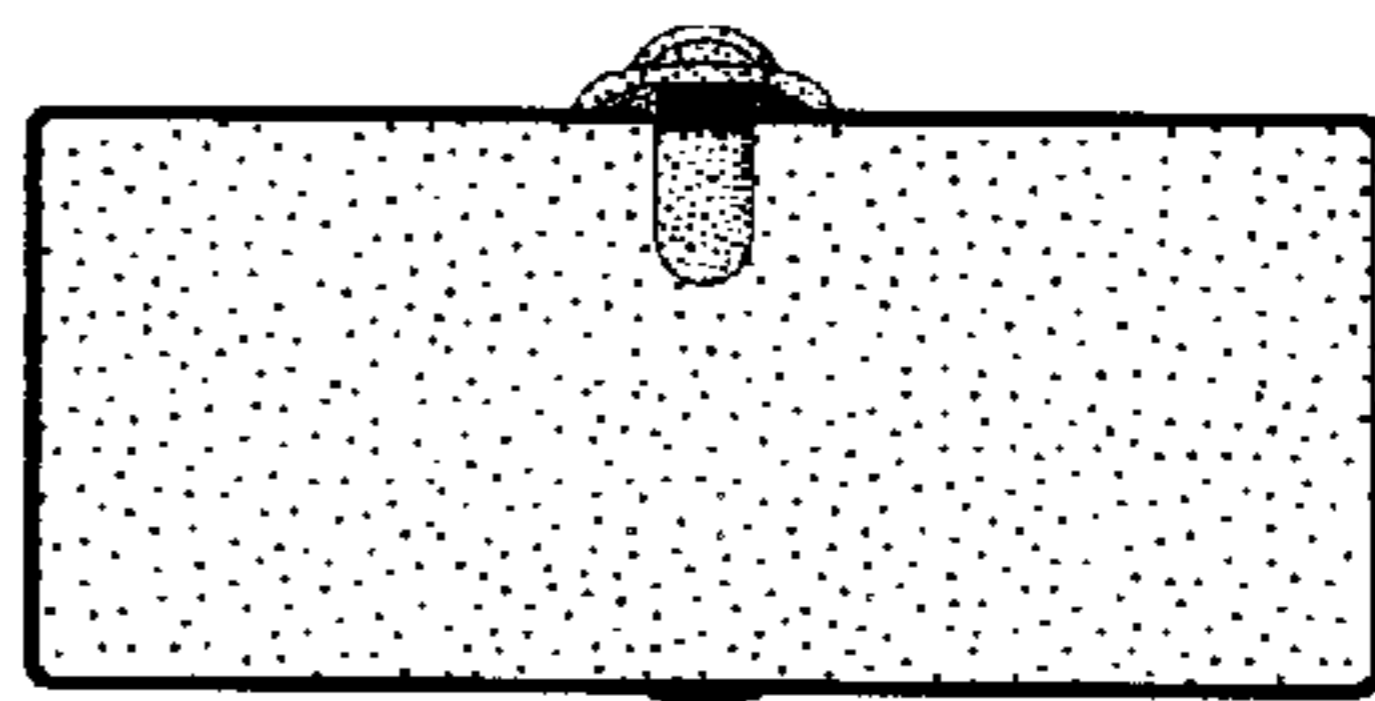


Fig. 6