



US00D458426S

(12) **United States Design Patent**
Kovach

(10) **Patent No.:** **US D458,426 S**

(45) **Date of Patent:** **** Jun. 4, 2002**

(54) **DRAIN CLEARING PROBE**

(75) Inventor: **James A. Kovach**, Parma, OH (US)

(73) Assignee: **Superior Workshop Tool Company**,
Brooklyn Heights, OH (US)

(**) Term: **14 Years**

(21) Appl. No.: **29/138,672**

(22) Filed: **Mar. 16, 2001**

(51) **LOC (7) Cl.** **08-99**

(52) **U.S. Cl.** **D32/35; D32/51**

(58) **Field of Search** D4/136, 138, 128;
D32/35, 40, 49; 15/104.001, 104.05, 104.31,
104.32, 104.33; D8/14; D24/146, 147

(56) **References Cited**

U.S. PATENT DOCUMENTS

1,154,369 A	9/1915	Browning	
1,215,461 A	2/1917	Woolhiser	
1,912,525 A	6/1933	Hotchkiss, Jr.	
1,982,402 A	11/1934	Shade	
2,236,123 A	3/1941	Pierce	
2,334,908 A	11/1943	Crane	
3,859,687 A	1/1975	Caperton	
4,006,508 A	2/1977	Brown	
D255,048 S	* 5/1980	Miller D24/147
D265,343 S	* 7/1982	Schadrack, III et al.	... D24/147

4,787,659 A	11/1988	Durham
5,230,116 A	7/1993	Rodriguez
5,522,109 A	6/1996	Chan
5,836,032 A	11/1998	Hondo
5,984,555 A	11/1999	Samad
6,094,765 A	8/2000	Askenase

* cited by examiner

Primary Examiner—Alan P. Douglas

Assistant Examiner—Lavone Tabor

(74) *Attorney, Agent, or Firm*—Watts Hoffmann Fisher & Heinke

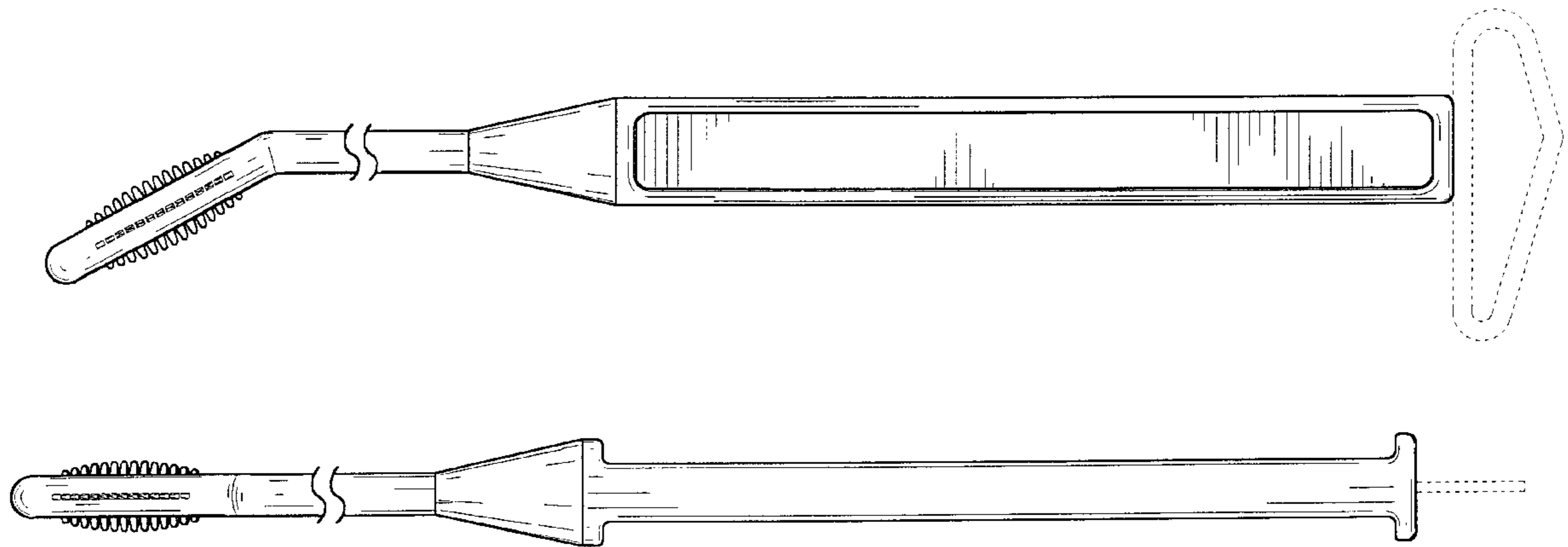
(57) **CLAIM**

The ornamental design for a drain clearing probe, as shown and described.

DESCRIPTION

FIG. 1 is a perspective view of the drain clearing probe; FIG. 2 is an enlarged front elevational view thereof, which is shown broken away for ease of illustration; FIG. 3 is a top plan view of FIG. 2; FIG. 4 is a bottom plan view of FIG. 2; FIG. 5 is a left side elevational view of FIG. 2; and, FIG. 6 is a right side elevational view of FIG. 2. The broken lines in the Figures illustrate a suspension loop for hanging the drain clearing probe and are for illustration purposes and form no part of the claimed design.

1 Claim, 2 Drawing Sheets



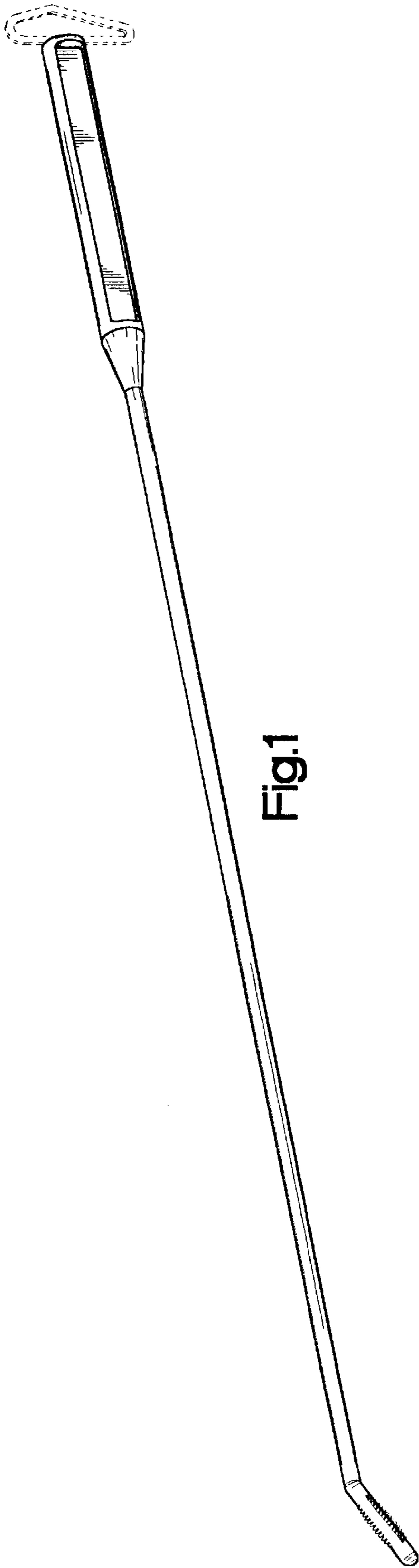


Fig.1

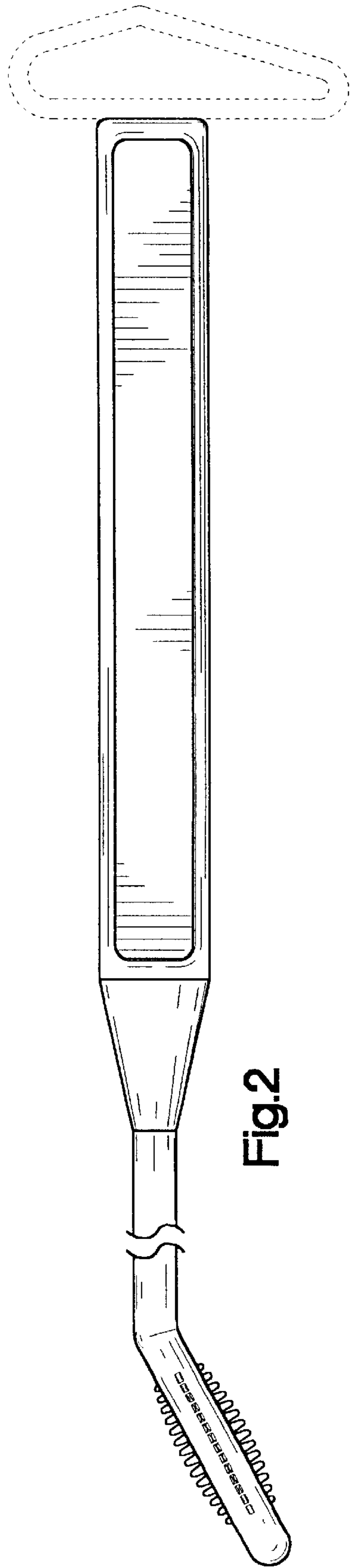


Fig.2

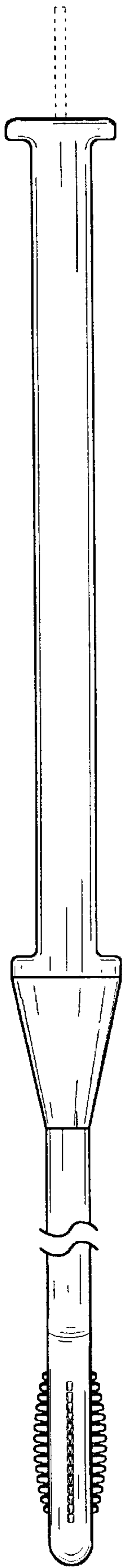


Fig.3

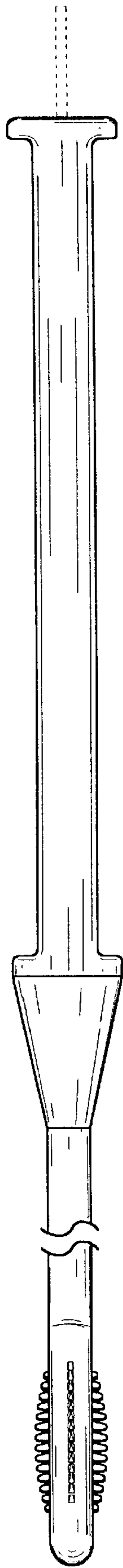


Fig.4

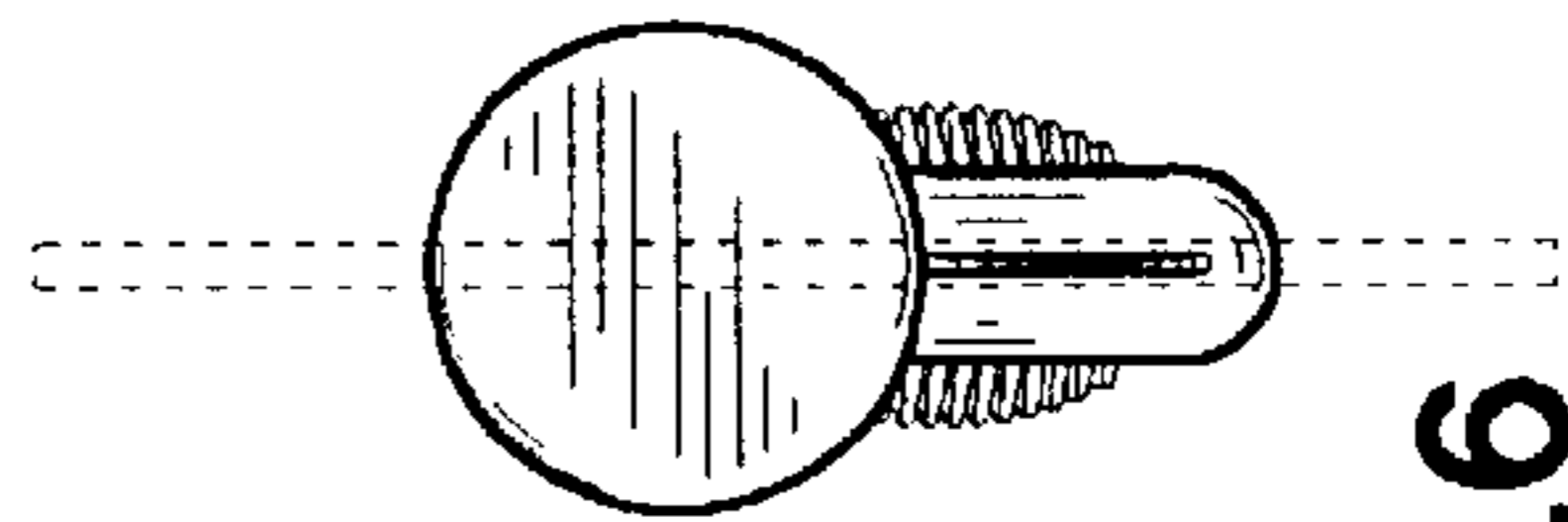


Fig.6

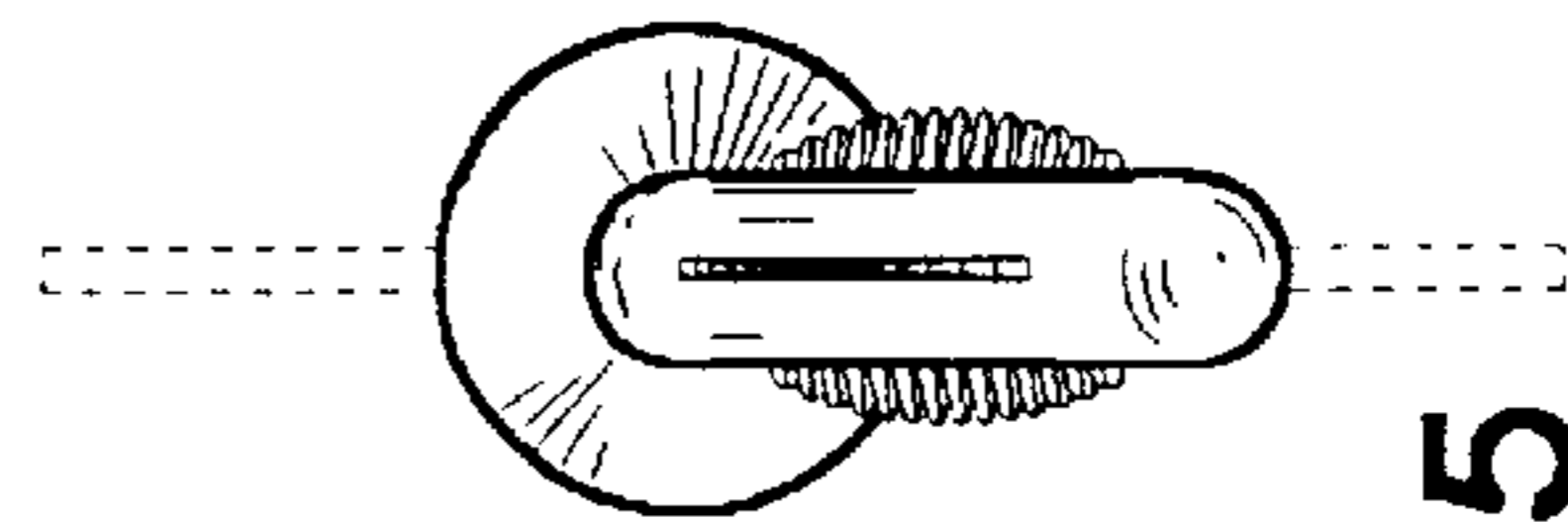


Fig.5