



US00D458425S

(12) **United States Design Patent**
Large

(10) **Patent No.:** **US D458,425 S**

(45) **Date of Patent:** **** Jun. 4, 2002**

(54) **WHEEL AND LUG NUT CLEANING TOOL**

(75) **Inventor:** **Charles Fredrick Large, Carlsbad, CA (US)**

(73) **Assignee:** **Valvoline Co., division of Ashland, Inc., Lexington, KY (US)**

(**) **Term:** **14 Years**

(21) **Appl. No.:** **29/134,180**

(22) **Filed:** **Dec. 14, 2000**

(51) **LOC (7) Cl.** **08-99**

(52) **U.S. Cl.** **D32/35**

(58) **Field of Search** **D32/35; 401/9, 401/11; 15/104.09, 104.001**

(56) **References Cited**

U.S. PATENT DOCUMENTS

1,542,108 A 6/1925 Taylor
4,117,566 A * 10/1978 Ward 401/11

5,123,763 A * 6/1992 Simmons 15/104.04
5,193,315 A * 3/1993 Martinez 451/63
5,214,821 A 6/1993 Burrow et al.
D398,155 S 9/1998 LaTour et al.

* cited by examiner

Primary Examiner—Jennifer Rivard

(74) *Attorney, Agent, or Firm*—Fulwider Patton Lee & Utecht LLP

(57) **CLAIM**

The ornamental design for a wheel and lug nut cleaning tool, as shown and described.

DESCRIPTION

FIG. 1 is a perspective view showing my new design; FIG. 2 is a right hand end view thereof; FIG. 3 is a left hand end view thereof; FIG. 4 is a front view thereof; and, FIG. 5 is a top view thereof.

1 Claim, 2 Drawing Sheets

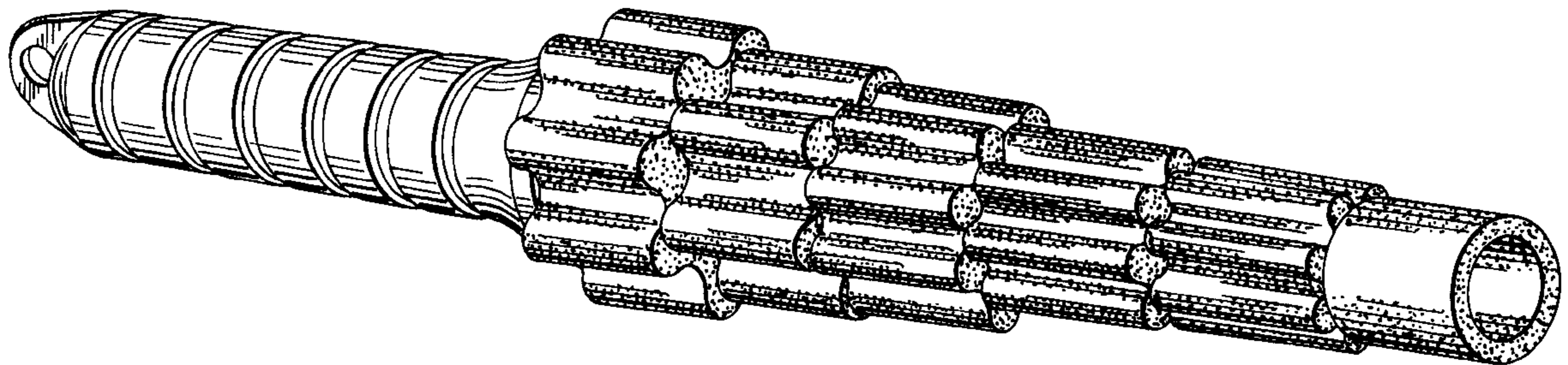


FIG. 1

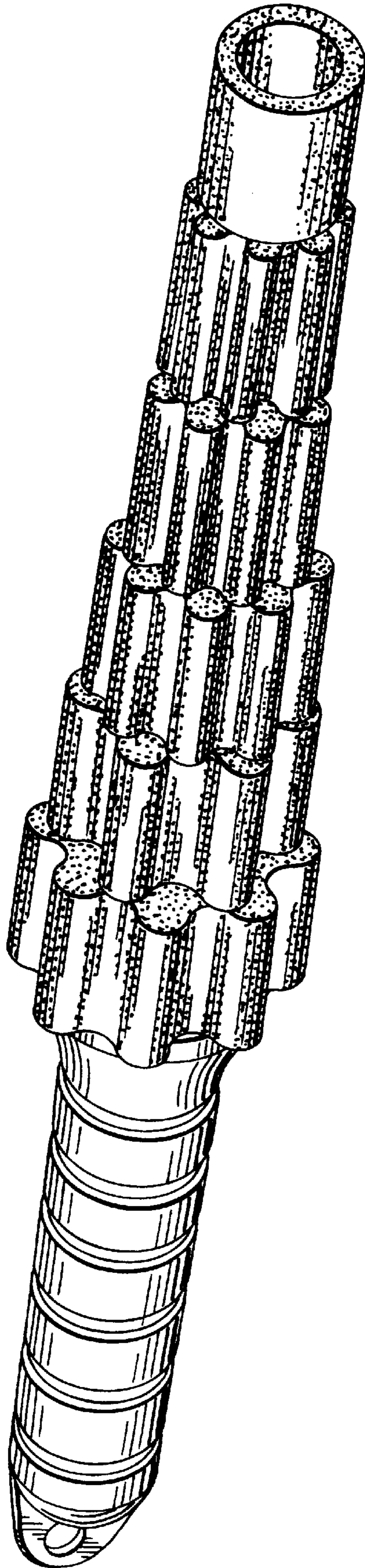


FIG. 2





FIG. 3



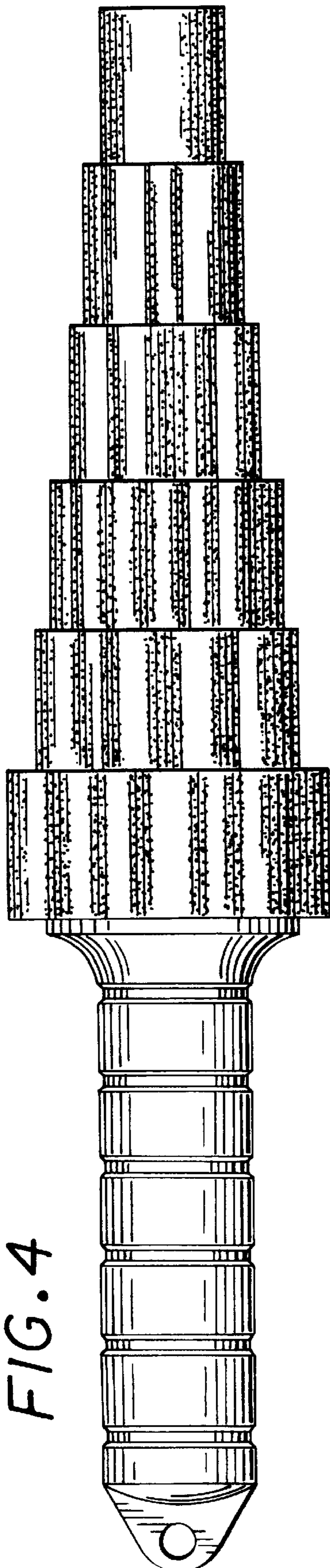


FIG. 4

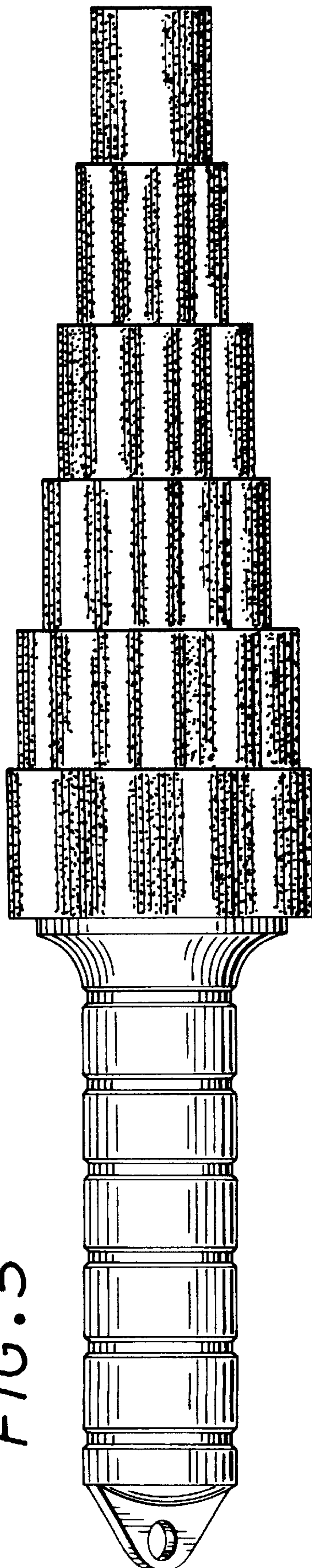


FIG. 5