



US00D458414S

(12) **United States Design Patent**
Major

(10) **Patent No.:** **US D458,414 S**

(45) **Date of Patent:** **** Jun. 4, 2002**

(54) **CHILD SAFETY TETHER**

(76) **Inventor:** **James D. Major**, 2916 Ridgecrest Dr.,
Augusta, GA (US) 30907

(**) **Term:** **14 Years**

(21) **Appl. No.:** **29/139,509**

(22) **Filed:** **Mar. 30, 2001**

(51) **LOC (7) Cl.** **29-02**

(52) **U.S. Cl.** **D29/100**

(58) **Field of Search** D29/100, 101.1,
D29/120.1; 119/770, 769, 793, 795, 797;
128/876; 2/323; D24/190

(56) **References Cited**

U.S. PATENT DOCUMENTS

618,216 A *	1/1899	Wolfe et al.	2/323
1,924,596 A	8/1933	Davis	
2,737,154 A	3/1956	Michonski	
2,994,300 A	8/1961	Grahling	
4,667,624 A	5/1987	Smith	
4,688,564 A	8/1987	Kelly	
4,729,345 A *	3/1988	Anderson	119/770
4,745,883 A	5/1988	Baggetta	119/770
4,751,896 A	6/1988	Miley	119/770
4,765,279 A	8/1988	Klickstein	
4,917,049 A	4/1990	Peterson	
D310,716 S	9/1990	Trask	
5,275,178 A	1/1994	Roberson et al.	
5,363,810 A *	11/1994	Kraus	119/793

5,379,725 A	1/1995	Roberson et al.	
D375,924 S *	11/1996	Kramer	D29/100
5,699,555 A *	12/1997	Schunter	119/770
5,848,576 A	12/1998	Colaiani	
5,873,328 A	2/1999	Campbell	
D410,330 S	6/1999	Klein	
5,915,336 A *	6/1999	Watson	119/797
5,938,548 A	8/1999	Upshaw	

* cited by examiner

Primary Examiner—Lucy Lieberman

(74) *Attorney, Agent, or Firm*—Maria Reichmanis

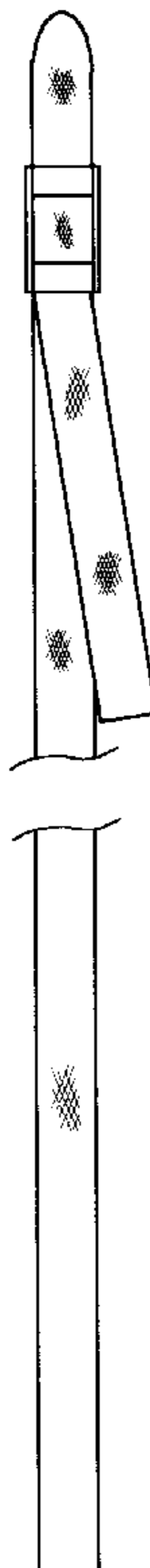
(57) **CLAIM**

I claim the ornamental design for a child safety tether, as shown and described.

DESCRIPTION

FIG. 1 is a front elevational view of a child safety tether showing my new design;
FIG. 2 is a rear elevational view thereof;
FIG. 3 is a left side elevational view thereof;
FIG. 4 is a right side elevational view thereof;
FIG. 5 is a top plan view thereof;
FIG. 6 is a bottom plan view thereof; and,
FIG. 7 is a perspective view of the child safety tether in use, the broken lines showing environment being for illustrative purposes only and forming no part of the claimed design. A portion of the child safety tether is shown broken away in FIGS. 1 through 4 for ease of illustration.

1 Claim, 2 Drawing Sheets




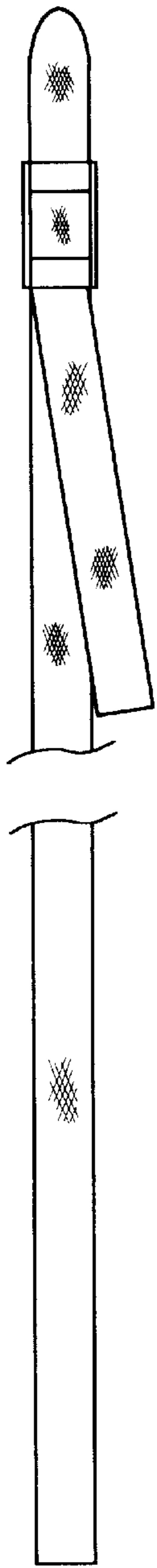


Fig. 1

Fig. 2

Fig. 3

Fig. 4



Fig. 5



Fig. 6




Fig. 7