



US00D458411S

(12) **United States Design Patent**
Abraham et al.

(10) **Patent No.: US D458,411 S**

(45) **Date of Patent: ** Jun. 4, 2002**

(54) **HAIR CLIPPER**

(75) Inventors: **Paul Andrew Abraham**, Mount Kisco, NY (US); **John David Almstead, Jr.**, Ridgefield; **Richard Neil Tobin**, Stamford, both of CT (US)

(73) Assignee: **Conair Corporation**, Stamford, CT (US)

(**) Term: **14 Years**

(21) Appl. No.: **29/128,273**

(22) Filed: **Aug. 21, 2000**

(51) **LOC (7) Cl. 28-03**

(52) **U.S. Cl. D28/53**

(58) **Field of Search D28/44, 49-54;**
30/34.05, 34.1, 34.2, 42, 43, 43.1-43.9,
43.91, 43.92, 196-223

(56) **References Cited**

U.S. PATENT DOCUMENTS

1,693,348 A	*	11/1928	Pollifrone	362/115
1,742,054 A	*	12/1929	Bennett et al.	451/419
2,119,284 A	*	5/1938	Meyer	30/41.5
D131,928 S	*	4/1942	Loewy	D28/51
D176,925 S	*	2/1956	Munsch	D28/53
2,967,253 A	*	1/1961	Wahl	310/29
D190,577 S	*	6/1961	Madl	D28/53
D196,504 S	*	10/1963	Andis	D28/53
D201,800 S	*	8/1965	Leubner	D28/53
D219,636 S	*	12/1970	Carpenter	D28/53
3,659,180 A		4/1972	Urbush		
3,967,372 A		7/1976	Beck et al.	30/34.1
3,986,258 A		10/1976	Liedtke	30/30
4,743,735 A		5/1988	Abura et al.	219/222

4,776,095 A		10/1988	Tsujimoto et al.	30/201
D306,917 S	*	3/1990	Terasawa et al.	D28/53
D319,712 S	*	9/1991	Nikolaus	D28/53
5,050,305 A		9/1991	Baker et al.	30/201
5,165,172 A		11/1992	Weinrauch	30/199
5,325,589 A		7/1994	Kubo	30/201
5,367,772 A		11/1994	Ogawa	30/201
5,386,634 A		2/1995	Ogle et al.	30/208
5,579,581 A		12/1996	Melton	30/223
5,606,799 A		3/1997	Melton	30/216
5,699,616 A		12/1997	Ogawa	30/201
D413,182 S	*	8/1999	Smith	D28/53

OTHER PUBLICATIONS

Hong Kong Enterprises Oct. 1997, p. 109: clipper of item No. HT-41.*

* cited by examiner

Primary Examiner—Raphael Barkai

Assistant Examiner—C. Tuttle

(74) *Attorney, Agent, or Firm*—Ohlandt, Greeley, Ruggiero & Perle, L.L.P

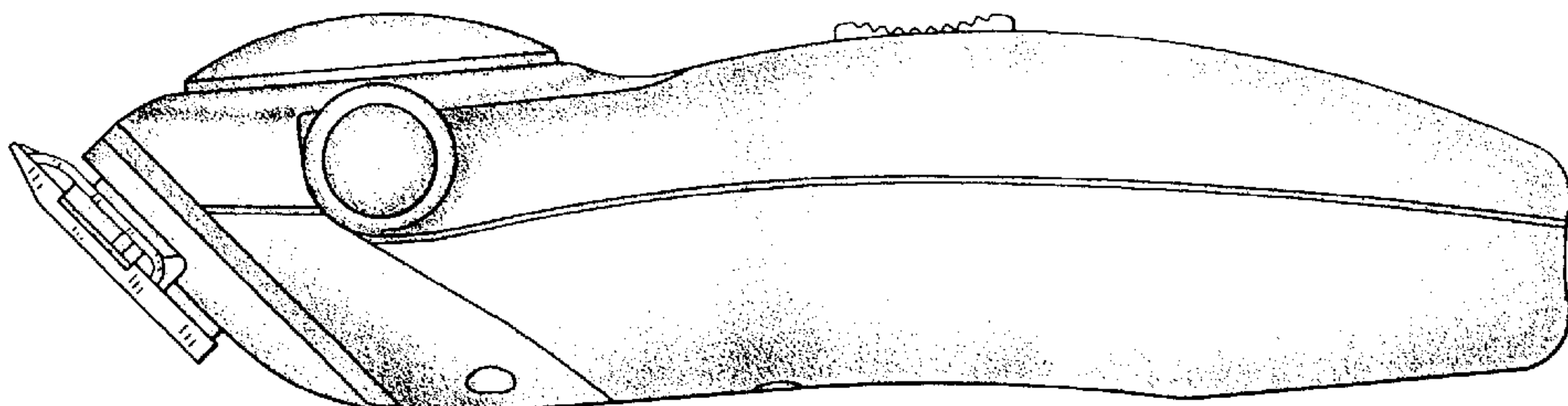
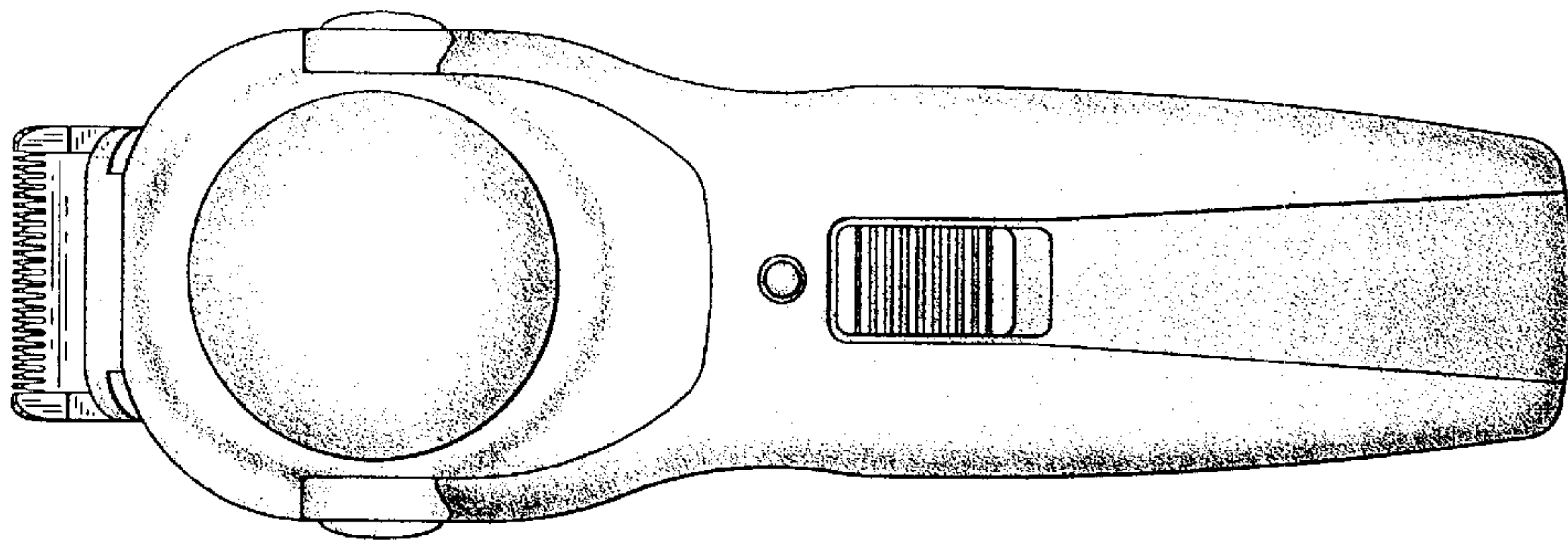
(57) **CLAIM**

The ornamental design for the hair clipper, as shown and described in the accompanying figures.

DESCRIPTION

FIG. 1 is a top view of the hair clipper according to the present invention;
FIG. 2 is a bottom view of the hair clipper of FIG. 1;
FIG. 3 is a right side view of the hair clipper of FIG. 1, the side opposite being a mirror image thereof;
FIG. 4 is a front end view of the hair clipper of FIG. 1; and,
FIG. 5 is a rear end view of the hair clipper of FIG. 1.

1 Claim, 2 Drawing Sheets



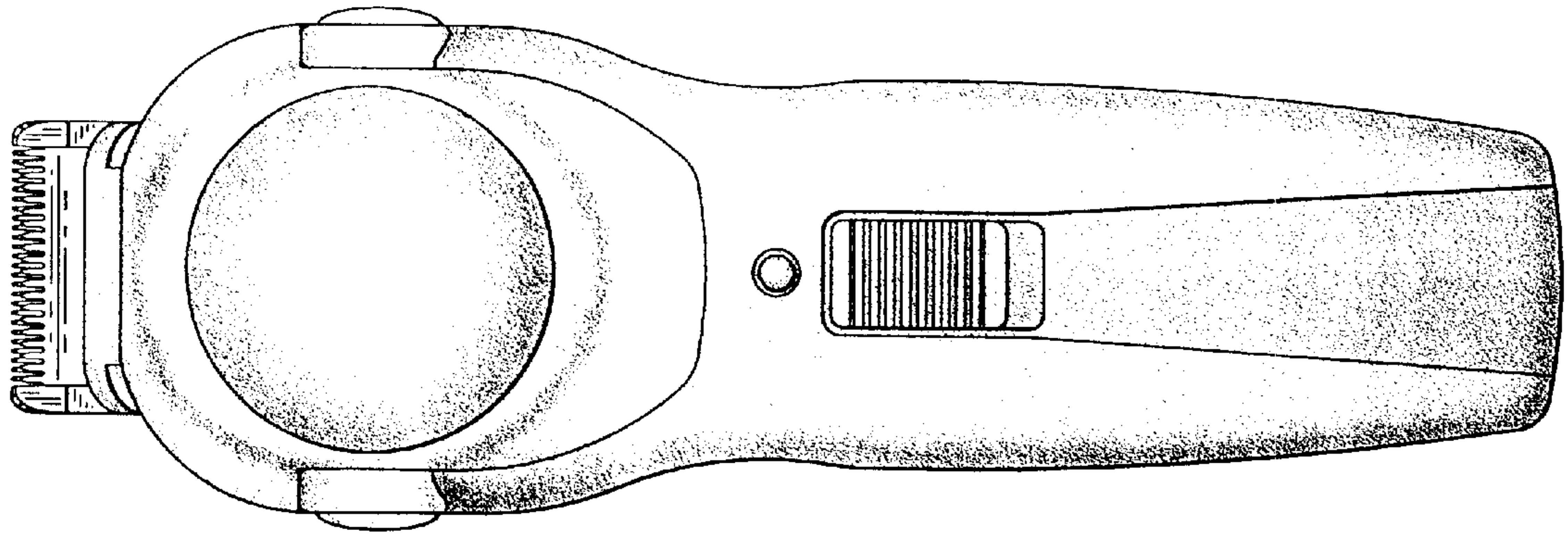


FIG. 1

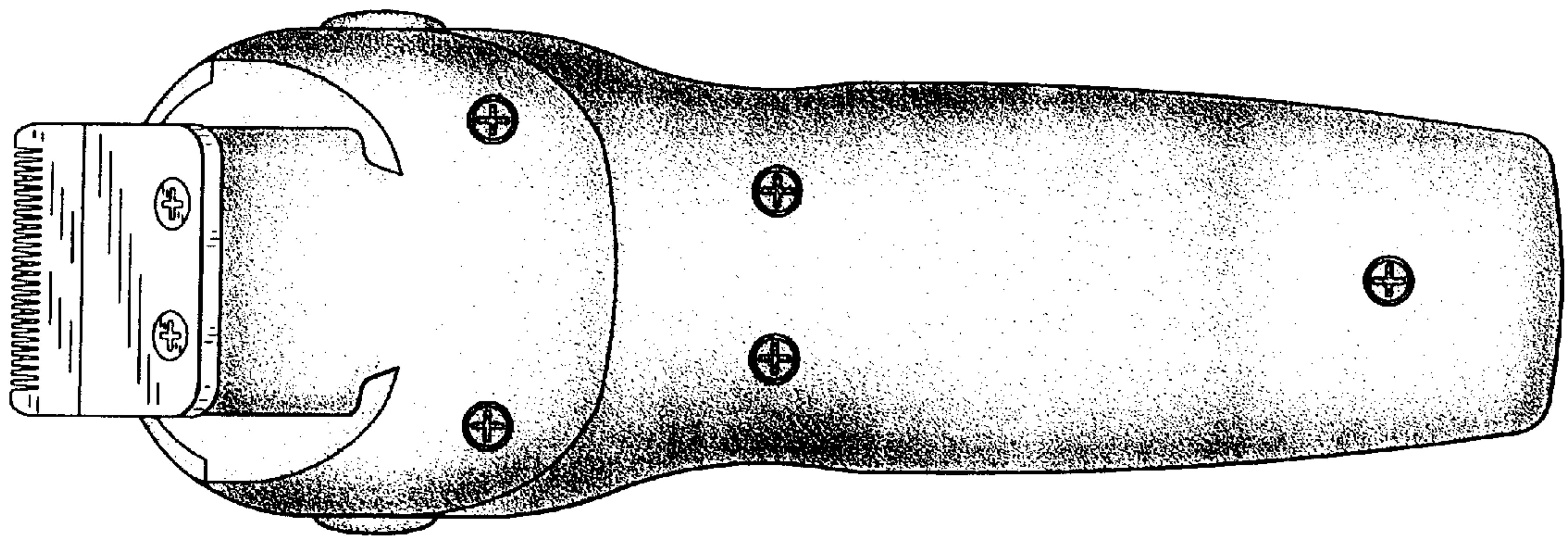


FIG. 2

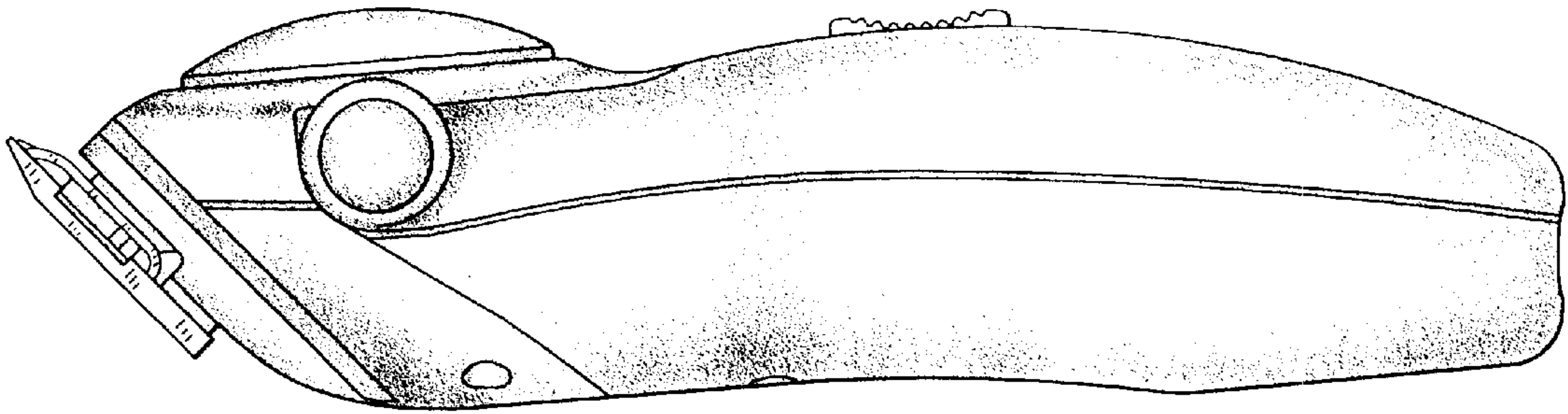


FIG. 3

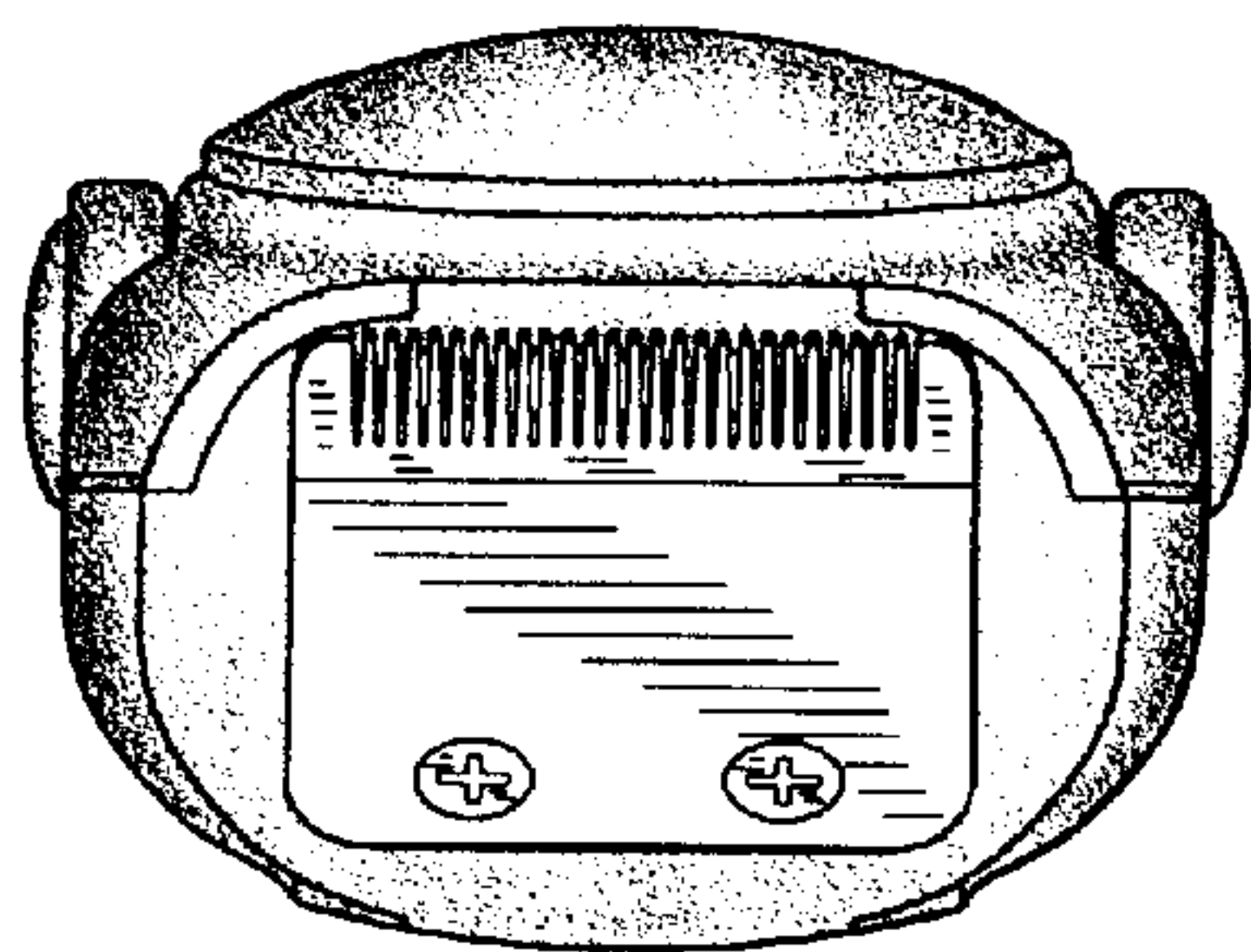


FIG. 4

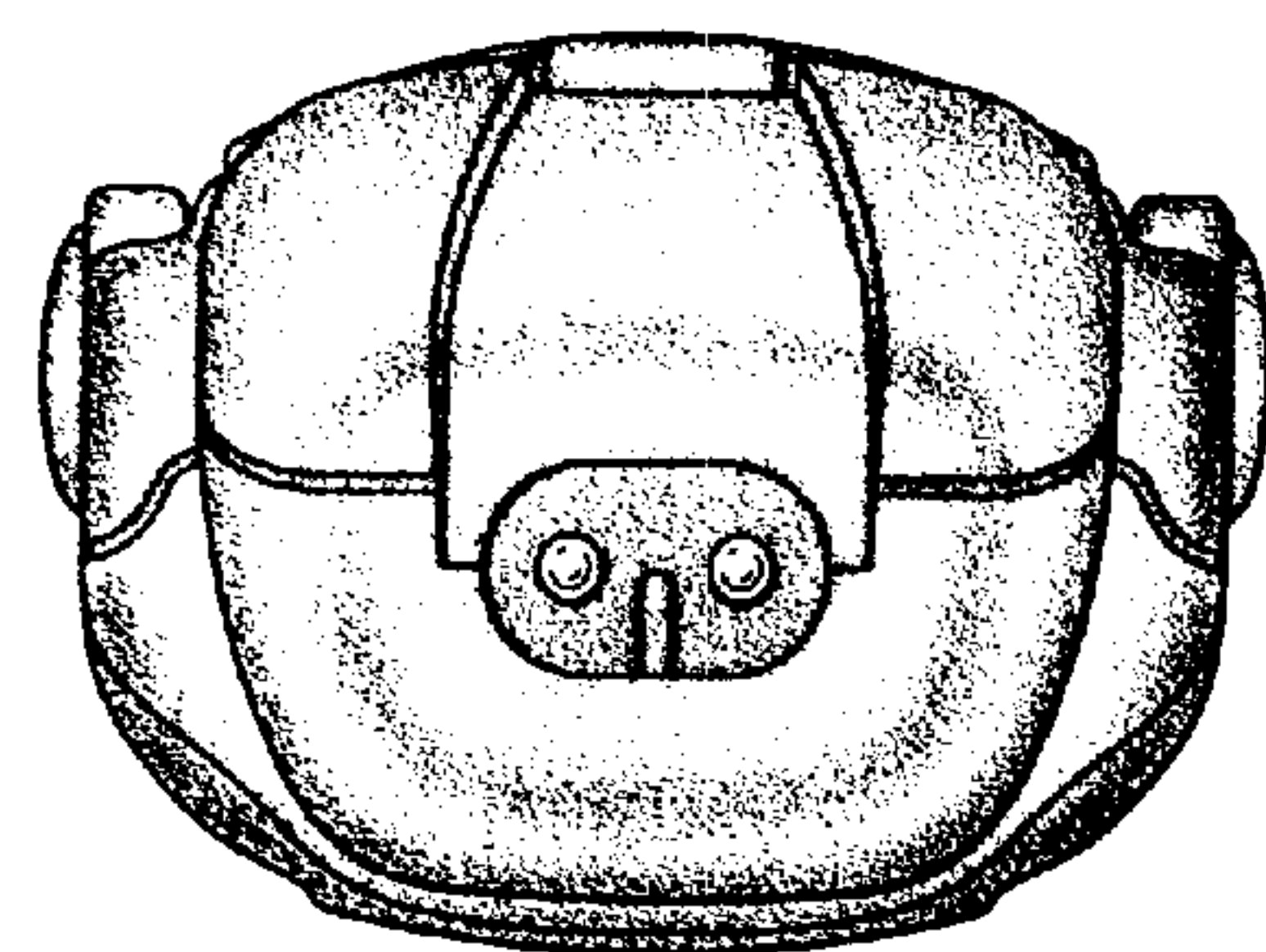


FIG. 5