

US00D458397S

(12) **United States Design Patent**
Horowitz

(10) **Patent No.:** **US D458,397 S**
(45) **Date of Patent:** **** Jun. 4, 2002**

(54) **LENS ASSEMBLY FOR HEADLAMP**

(76) Inventor: **Brian A. Horowitz**, 1646 Dunkirk La.,
Riverside, CA (US) 91720

(**) Term: **14 Years**

(21) Appl. No.: **29/146,833**

(22) Filed: **Aug. 16, 2001**

(51) **LOC (7) Cl.** **26-04**

(52) **U.S. Cl.** **D26/28**

(58) **Field of Search** D26/28-36, 120,
D26/122; 362/61, 80, 81, 82, 83, 83.4,
267, 269, 275

(56) **References Cited**

U.S. PATENT DOCUMENTS

D382,657 S	8/1997	Kaloustian
D388,200 S	12/1997	Tomforde et al.
D388,897 S	1/1998	Tomforde et al.
D389,256 S	1/1998	Sacco et al.
D396,310 S	7/1998	Sacco et al.
D399,983 S	10/1998	Cadotte et al.
D406,910 S	3/1999	Bangle
D409,772 S	5/1999	Bangle
D412,214 S	7/1999	Hejtmanek
D412,587 S	8/1999	Bangle
D413,400 S	8/1999	Bangle
D416,638 S	11/1999	Horbury et al.
D427,363 S	6/2000	Sacco et al.

(List continued on next page.)

OTHER PUBLICATIONS

Photograph of front $\frac{3}{4}$ view of 2000 Ford F-150 truck, prior to Aug. 16, 2001.

Advertisement—Stillen Sports Cars from Sport Compact Car, vol. 13, No. 03, Mar. 2001, pp 58-59.

Three photographs of rear view of Chevy S-10 truck, prior to Jul. 25, 2001.

Three photographs of rear view of Acura Integra automobile, prior to Jul. 25, 2001.

Three photographs of rear view of Dodge Neon automobile, prior to Jul. 25, 2001.

Three photographs of rear view of Honda Accord automobile, prior to Jul. 25, 2001.

Three photographs of rear view of Honda Civic automobile, prior to Jul. 25, 2001.

Three photographs of rear view of Chevrolet C/K truck, prior to Jul. 25, 2001.

American Products Company 2000 Catalog, p. 7 & 9, published Oct. 21, 1999.

American Products Company 2001 Catalog, p. 8-13 & 15, published Oct. 10, 2000.

Promotional material from Sigma Polyurethane International, prior to Jul. 25, 2001.

Toucan Industries, Inc. 2001 Catalog, p. 25, prior to Oct. 30, 2000.

Primary Examiner—Marcus A. Jackson

(74) *Attorney, Agent, or Firm*—Knobbe, Martens, Olson & Bear, LLP

(57) **CLAIM**

The ornamental design for a lens assembly for headlamp, as shown and described.

DESCRIPTION

FIG. 1 is a left side perspective view of the replacement tail lens assembly of the present design;

FIG. 2 is a left side perspective view of the replacement tail lens assembly of the present design showing the cover of the tail lens assembly removed;

FIG. 3 is a front view of the replacement tail lens assembly of the present design;

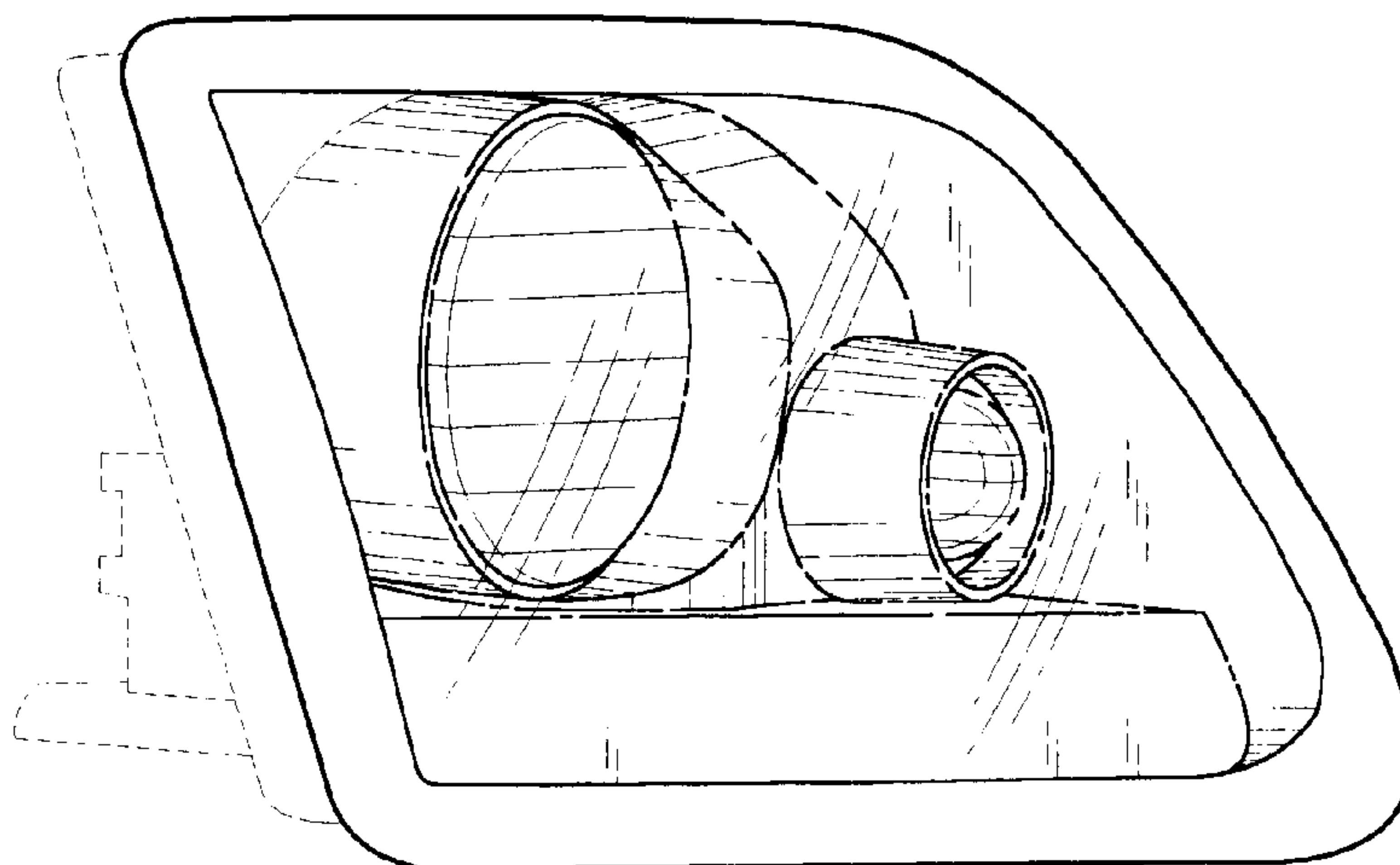
FIG. 4 is a left side view of the replacement tail lens assembly of the present design;

FIG. 5 is a top sectional view of the replacement tail lens assembly of the present design; and,

FIG. 6 is a left perspective view of the replacement tail lens assembly of the present design showing the lens assembly installed on a vehicle.

The broken lines showing of the lens assembly in FIG. 5 and of the automobile in FIG. 6 are for illustrative purposes only and form no part of the claimed design.

1 Claim, 4 Drawing Sheets



US D458,397 S

Page 2

U.S. PATENT DOCUMENTS					
D429,353	S	8/2000	Pfeiffer	D448,869	S 10/2001 Horowitz
D439,995	S	4/2001	Nakazawa et al.	D449,123	S 10/2001 Horowitz
D440,331	S	4/2001	Nakazawa et al.	D449,898	S 10/2001 Horowitz
6,243,008	B1	6/2001	Korabiak	6,296,382	B1 10/2001 Hamelbeck
D448,098	S	9/2001	Horowitz	D450,142	S * 11/2001 Horowitz et al. D26/28
				* cited by examiner	

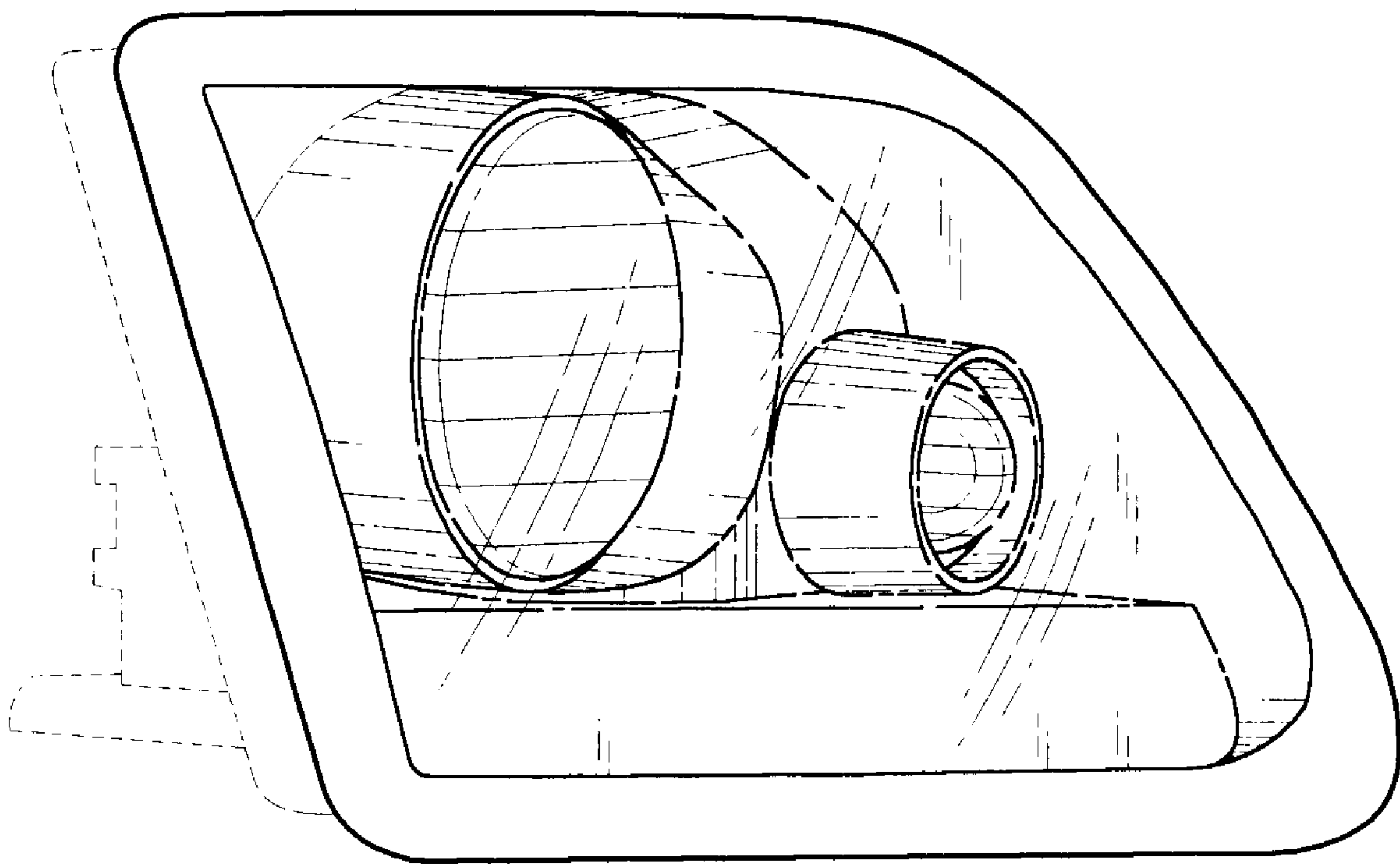


FIG. 1

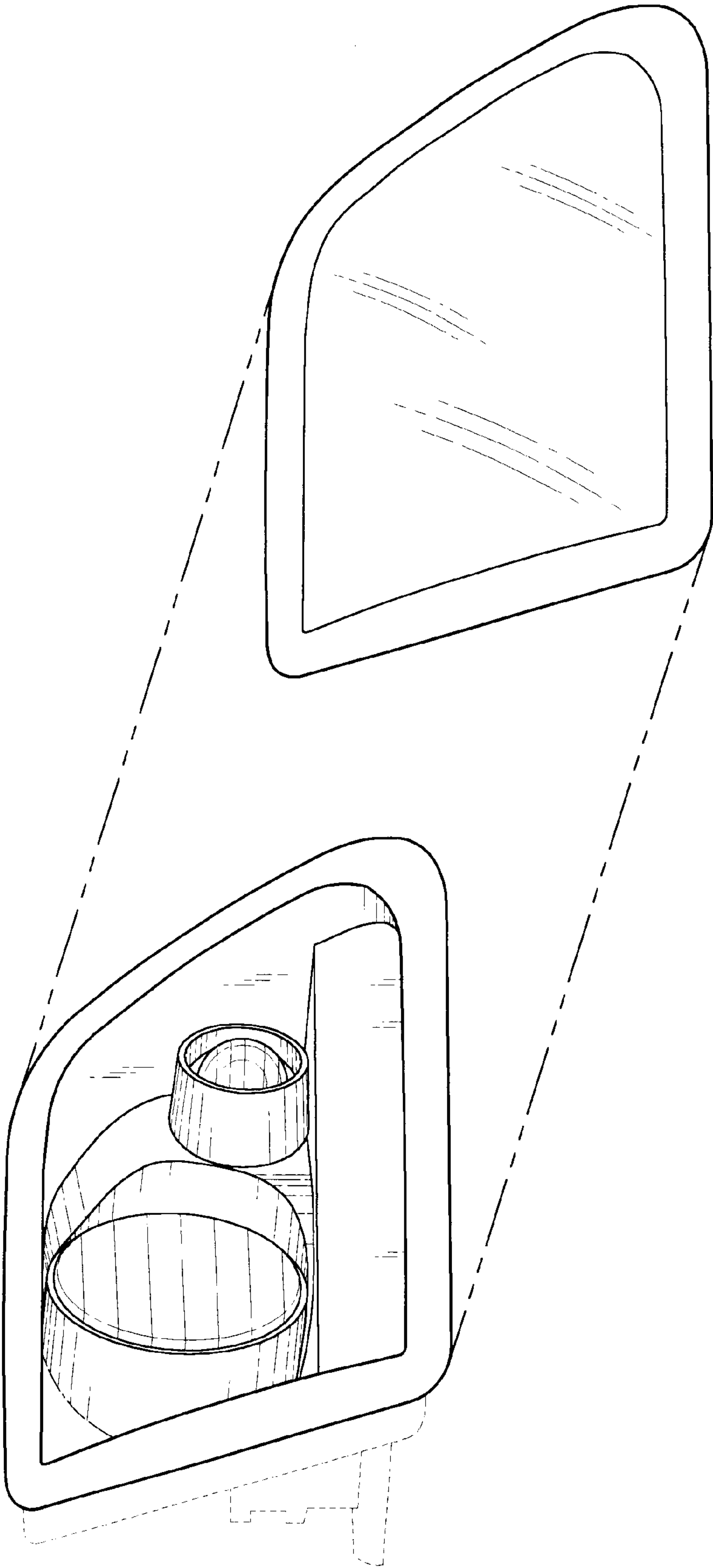


FIG. 2

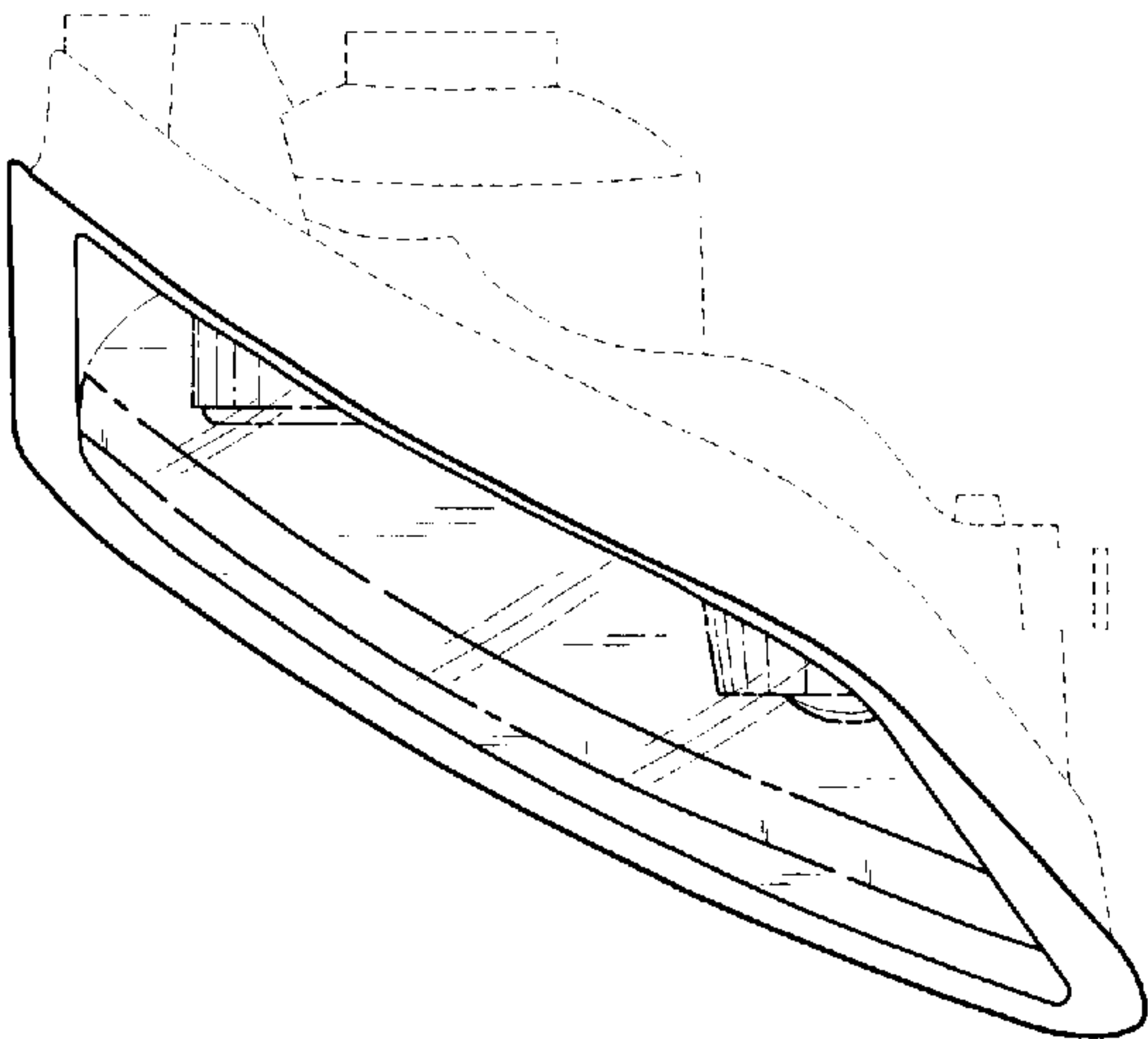


FIG. 5

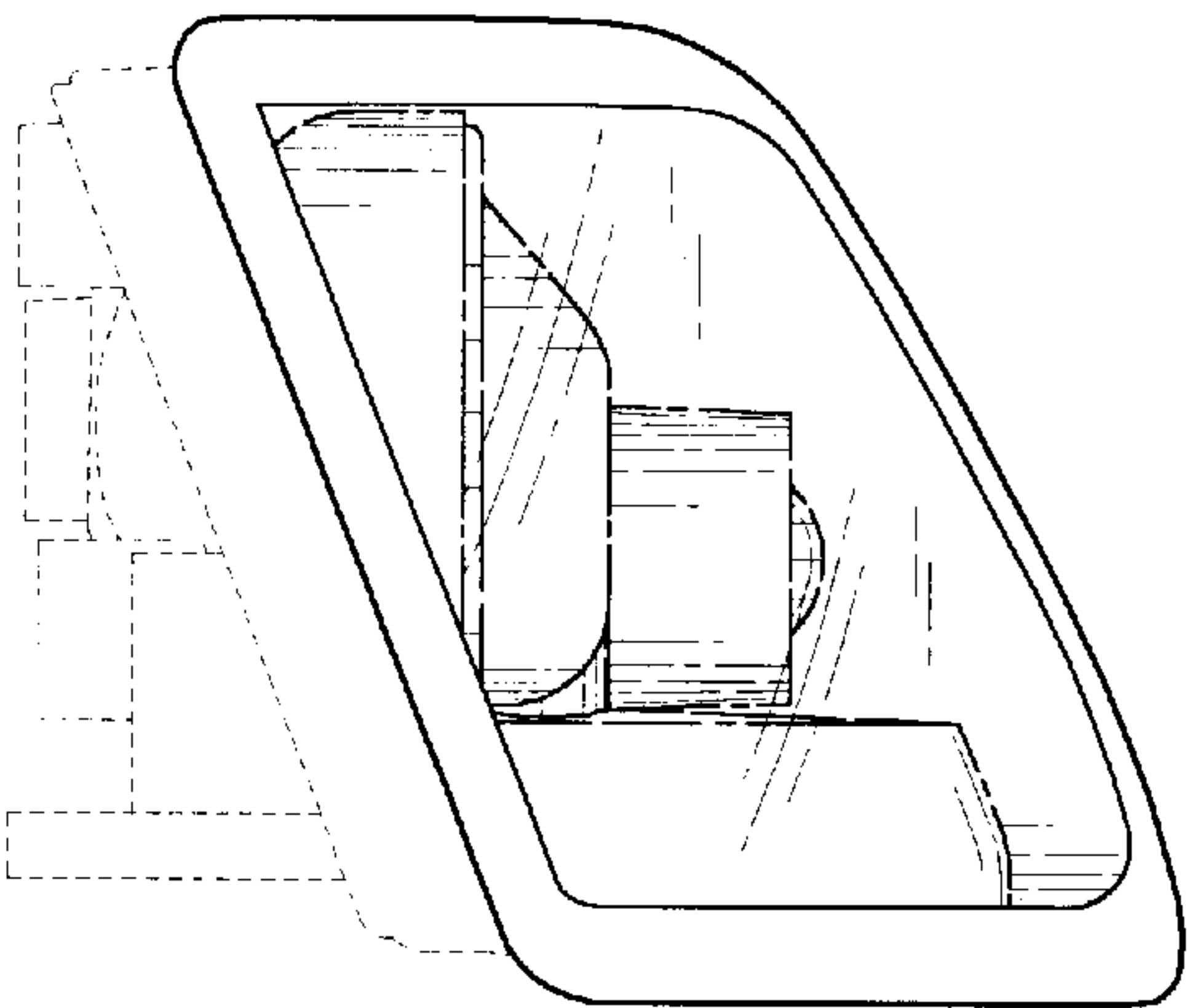


FIG. 4

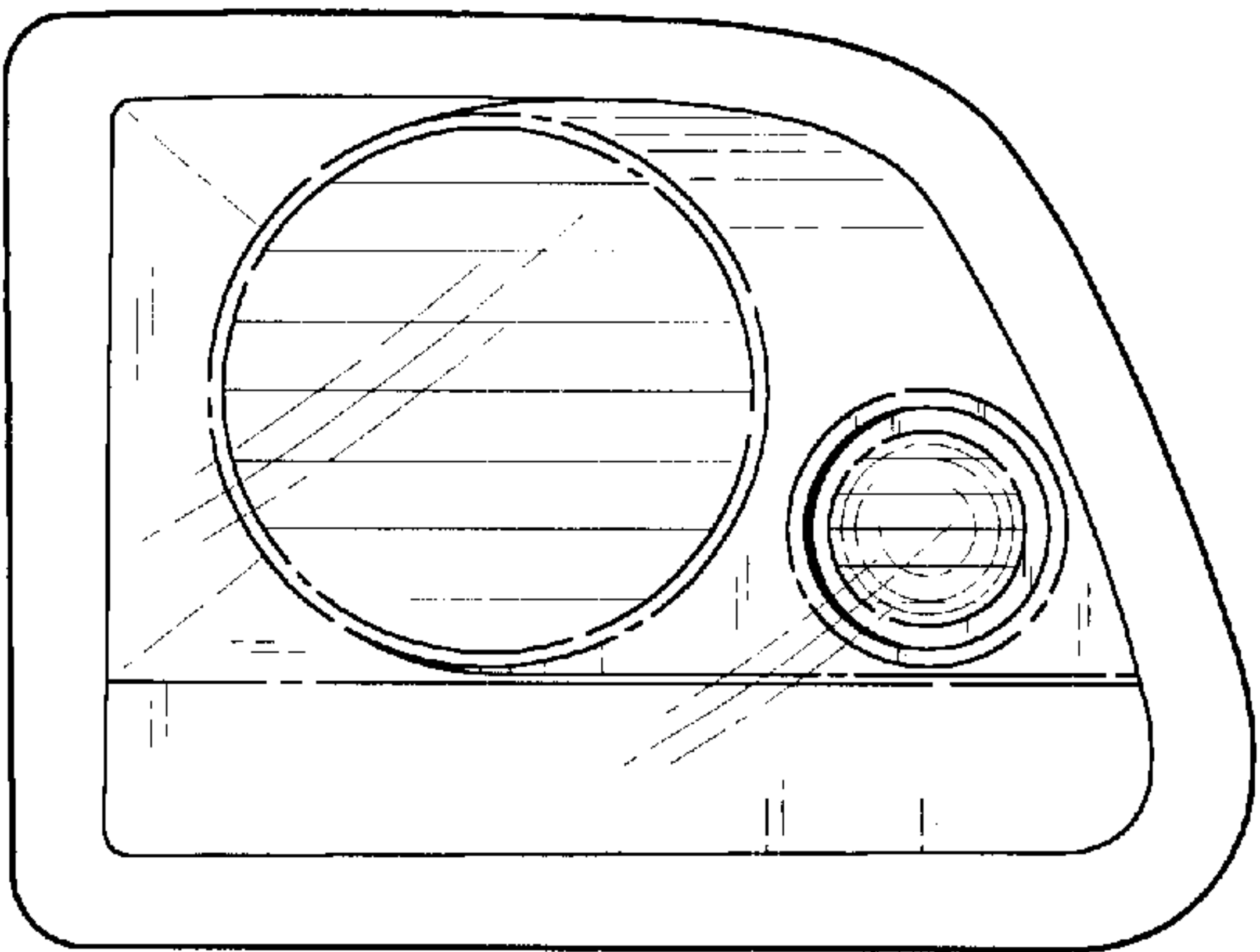


FIG. 3

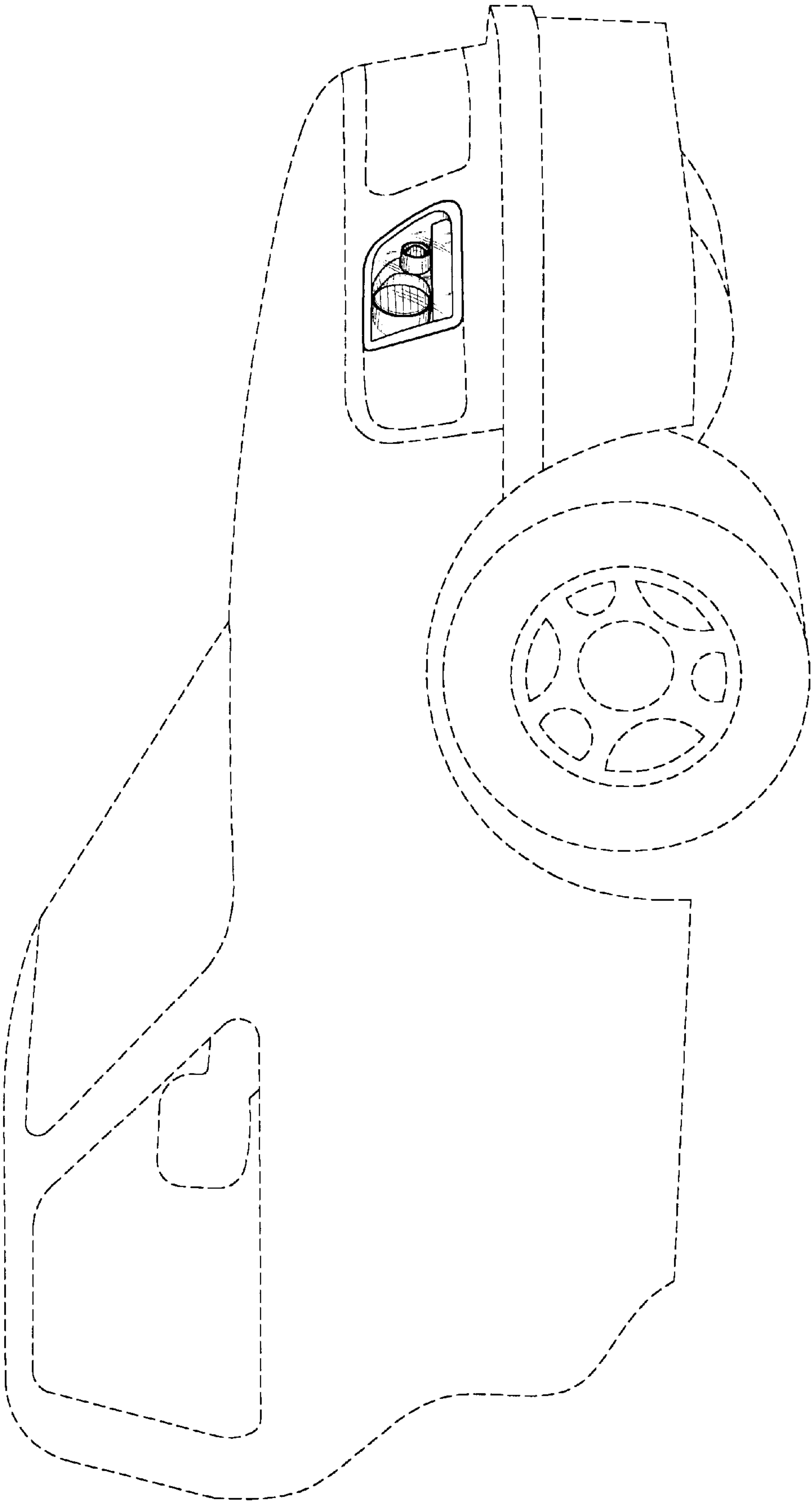


FIG. 6

UNITED STATES PATENT AND TRADEMARK OFFICE
CERTIFICATE OF CORRECTION

PATENT NO. : Des. 458,397 S
DATED : June 4, 2002
INVENTOR(S) : Brian A. Horowitz

Page 1 of 1

It is certified that error appears in the above-identified patent and that said Letters Patent is hereby corrected as shown below:

Title page,

DESCRIPTION,

Lines 1-2, delete "replacement tail lens assembly" and insert -- lens assembly for headlamp --.

Lines 3-4, delete "replacement tail lens assembly" and insert -- lens assembly for headlamp --.

Line 5, delete "tail lens assembly" and insert -- lens assembly for headlamp --.

Line 6, delete "replacement tail lens assembly" and insert -- lens assembly for headlamp --.

Lines 8-9, delete "replacement tail lens assembly" and insert -- lens assembly for headlamp --.

Lines 10-11, delete "replacement tail lens assembly" and insert -- lens assembly for headlamp --.

Lines 12-13, delete "replacement tail lens assembly" and insert -- lens assembly for headlamp --.

Line 15, delete "FIG. 5" and insert -- FIGS. 1, 2, 4 and 5 and --.

Signed and Sealed this

Fifteenth Day of April, 2003

A handwritten signature in black ink, appearing to read "James E. Rogan", with a long horizontal line extending from the bottom of the signature.

JAMES E. ROGAN

Director of the United States Patent and Trademark Office