



US00D458390S

(12) **United States Design Patent**  
**Ohanesian**

(10) **Patent No.:** **US D458,390 S**

(45) **Date of Patent:** **\*\* Jun. 4, 2002**

(54) **PLASTIC FENCE CAP**

(76) **Inventor:** **Viken Ohanesian**, 26 Pacific Crest,  
Laguna Niguel, CA (US) 92677

(\*\*) **Term:** **14 Years**

(21) **Appl. No.:** **29/146,560**

(22) **Filed:** **Aug. 10, 2001**

(51) **LOC (7) Cl.** ..... **25-01**

(52) **U.S. Cl.** ..... **D25/135**

(58) **Field of Search** ..... D25/135; 52/300;  
256/65, 66

(56) **References Cited**

**U.S. PATENT DOCUMENTS**

3,352,581 A \* 11/1967 Robbins et al. .... 52/300

D239,452 S \* 4/1976 Russo ..... D25/135

5,857,664 A \* 1/1999 Schauman ..... 256/66

\* cited by examiner

*Primary Examiner*—Doris Clark

(74) *Attorney, Agent, or Firm*—Myers, Dawes & Andras  
LLP

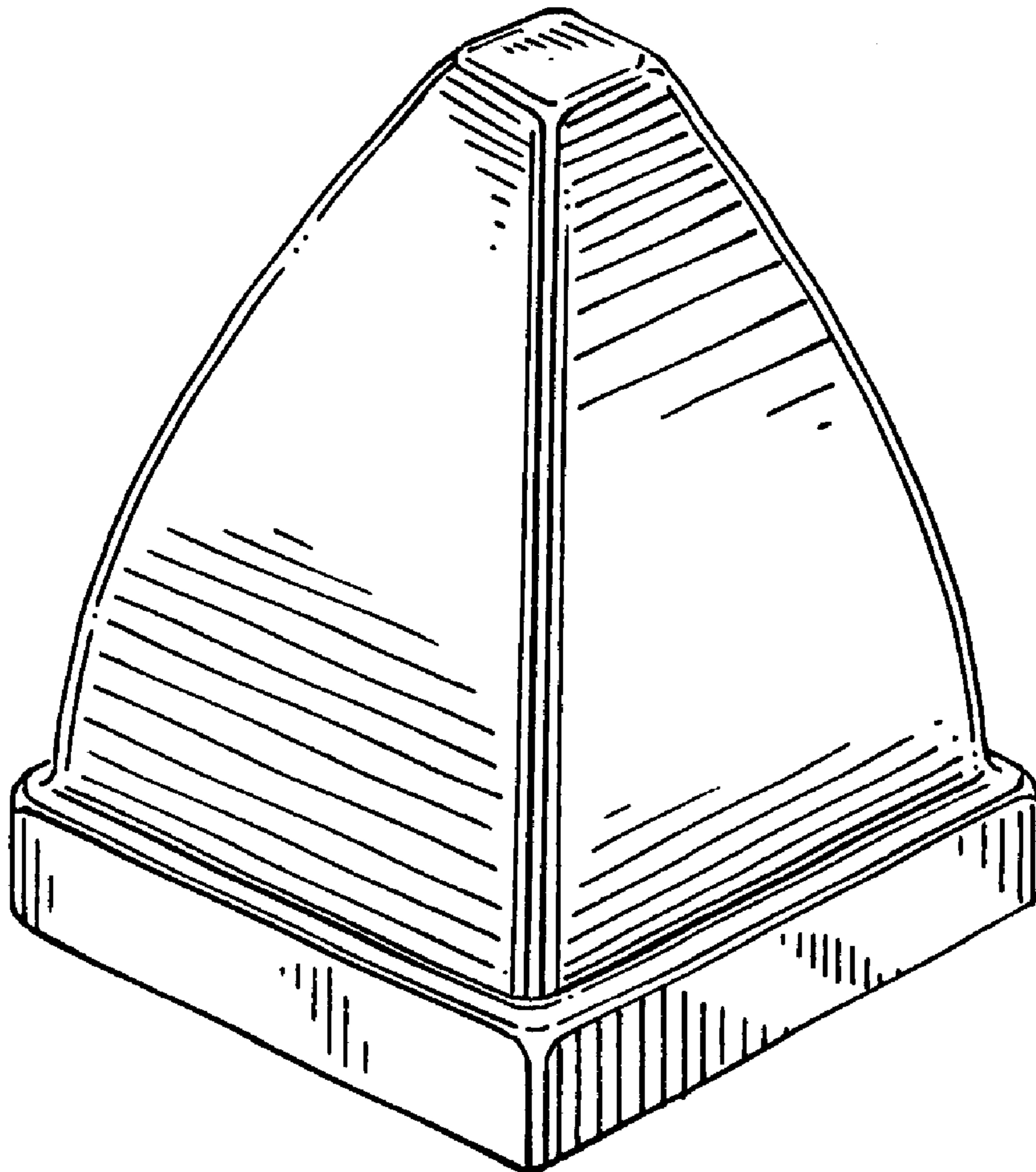
(57) **CLAIM**

I claim the ornamental design for the plastic fence cap, as  
shown and described.

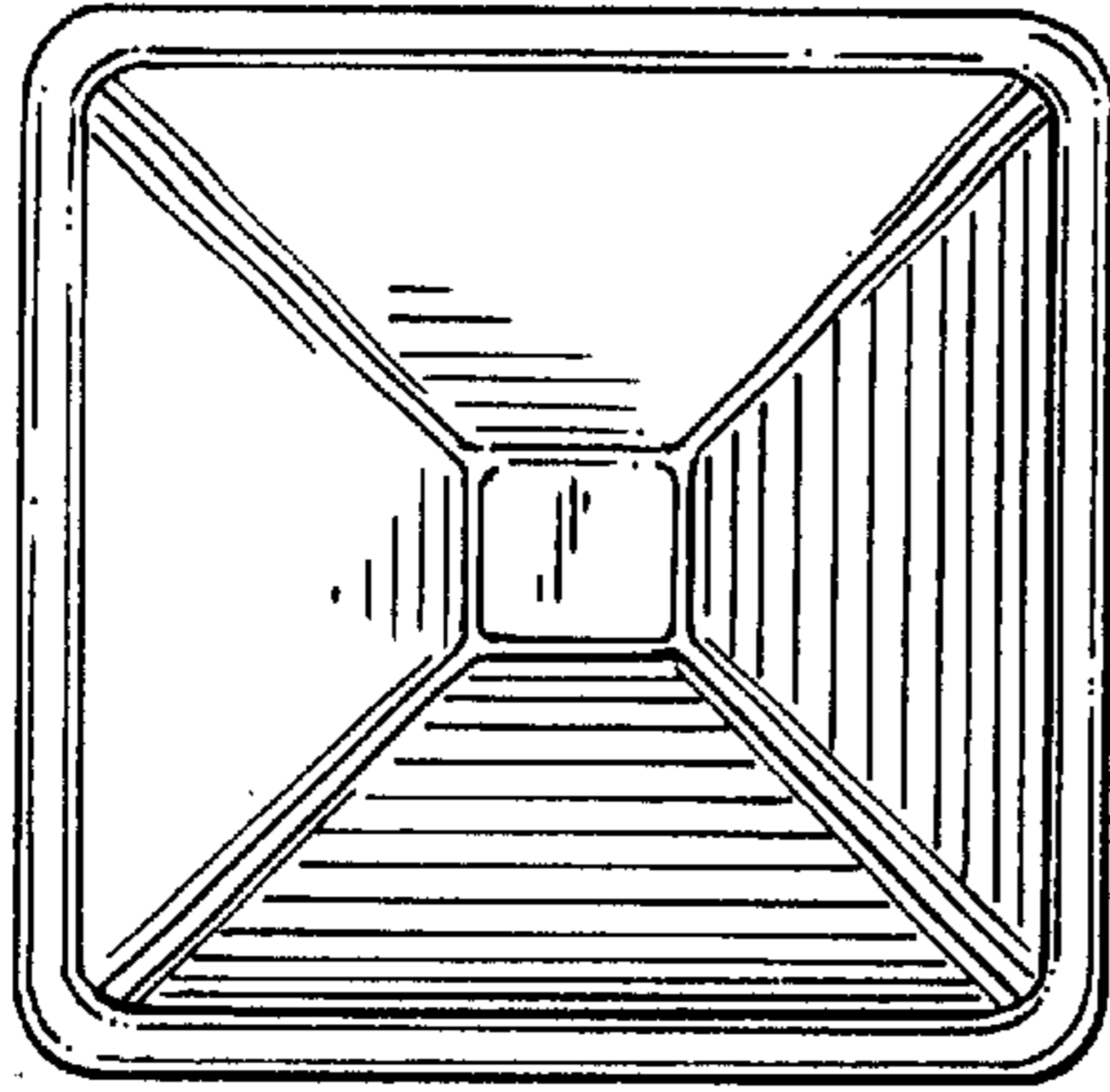
**DESCRIPTION**

FIG. 1 is a perspective view of the plastic fence cap;  
FIG. 2 is a top plan view of the plastic fence cap;  
FIG. 3 is a front elevation view of the plastic fence cap, the  
rear side of which is identical; and,  
FIG. 4 is a right side elevation view of the plastic fence cap,  
the left side of which is identical.  
The bottom of the plastic fence cap is plain and unorna-  
mented.

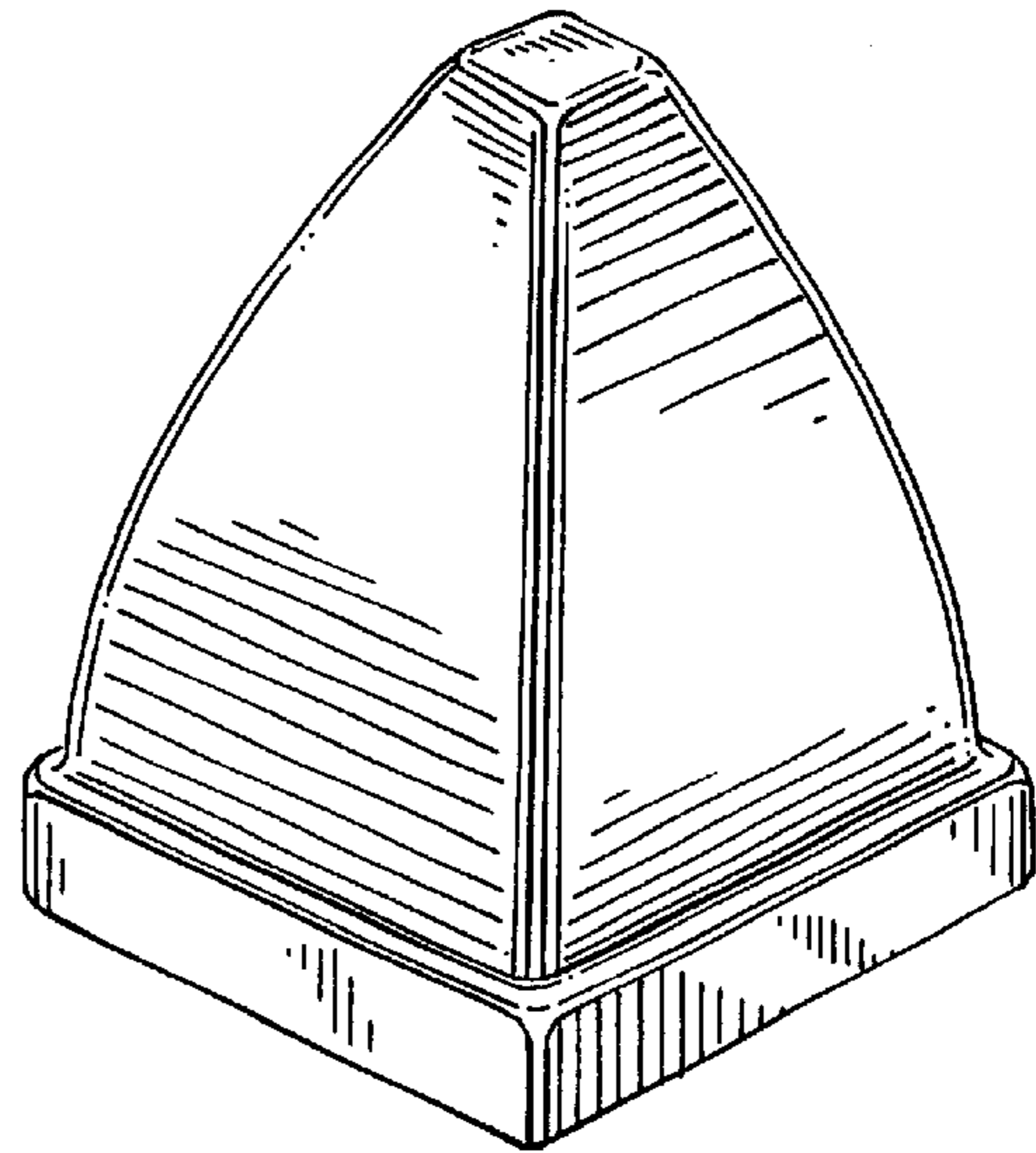
**1 Claim, 1 Drawing Sheet**




*FIG. 2*



*FIG. 1*



*FIG. 3*



*FIG. 4*

