



US00D458383S

(12) **United States Design Patent**
High et al.

(10) **Patent No.:** **US D458,383 S**

(45) **Date of Patent:** **** Jun. 4, 2002**

(54) **TRAY FOR HOLDING SURGICAL TIP ATTACHMENTS**

(75) Inventors: **Alvin High; Leigh Marciniak**, both of Baden, PA (US)

(73) Assignee: **High Quality Surgical Repair**, Baden, PA (US)

(**) Term: **14 Years**

(21) Appl. No.: **29/138,027**

(22) Filed: **Mar. 2, 2001**

(51) **LOC (7) Cl.** **24-01**

(52) **U.S. Cl.** **D24/227; D24/217**

(58) **Field of Search** D24/217, 229, D24/227, 230, 152, 176; 206/370, 369, 363, 367, 561, 564, 570, 486, 569, 571, 572, 368; 422/293, 297, 300, 307

(56) **References Cited**

U.S. PATENT DOCUMENTS

2,666,967 A	1/1954	Poitras	
5,068,085 A	* 11/1991	Hastings	422/307
5,133,455 A	7/1992	Chow	
5,172,810 A	* 12/1992	Brewer	422/300

5,174,453 A	12/1992	Stoeffler	
5,451,380 A	9/1995	Zinnanti	
5,490,975 A	* 2/1996	Dane	422/300
5,525,314 A	* 6/1996	Hurson	422/300
5,762,202 A	6/1998	Atad	
5,848,693 A	12/1998	Davis et al.	
5,993,754 A	* 11/1999	Lemmen et al.	422/297
6,113,867 A	9/2000	Mayer	
6,155,439 A	12/2000	Draughn	

* cited by examiner

Primary Examiner—Ian Simmons

(74) *Attorney, Agent, or Firm*—Buchanan Ingersoll, P.C.

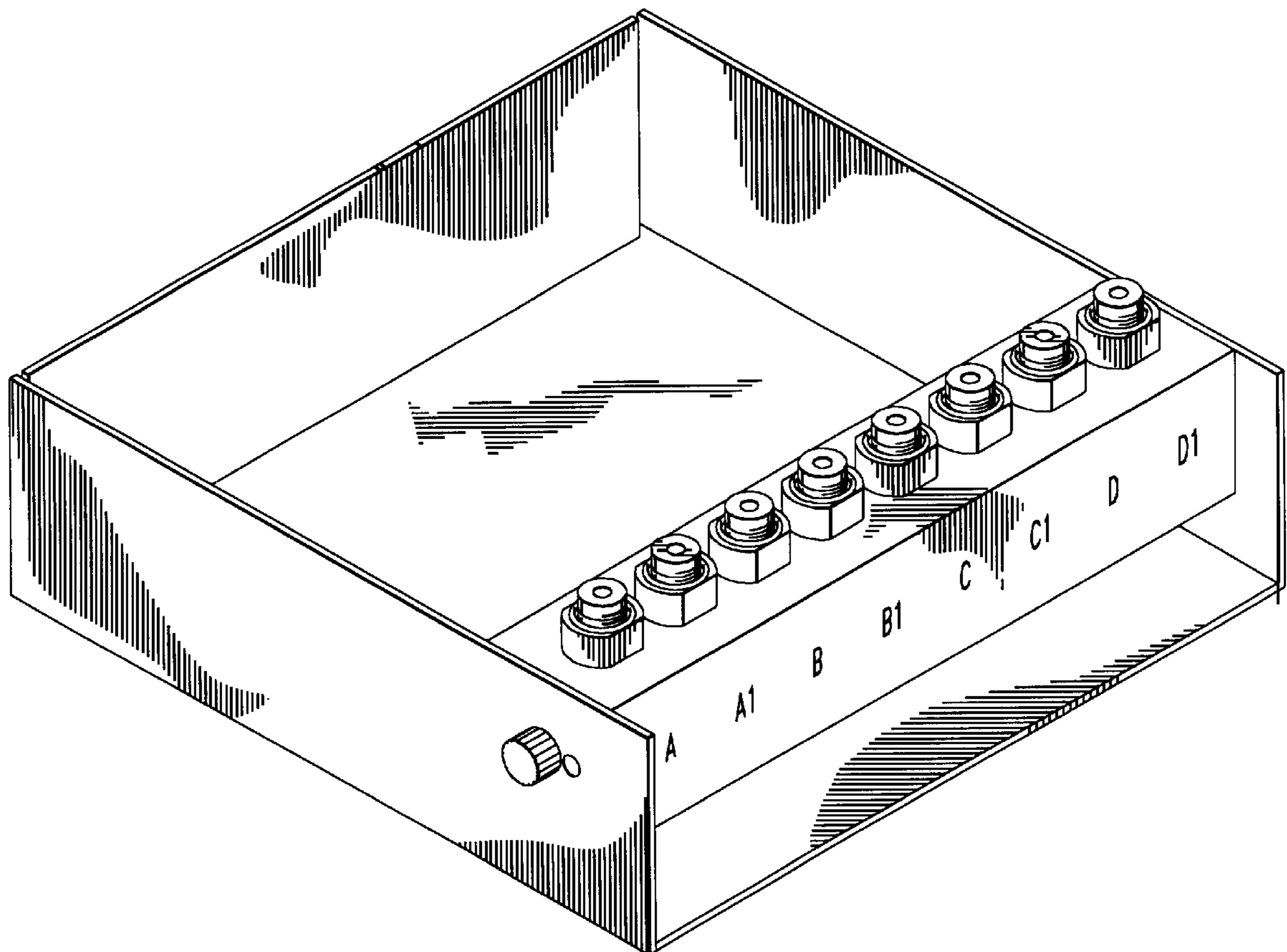
(57) **CLAIM**

An ornamental design for a tray for holding surgical tip attachments, as shown and described.

DESCRIPTION

FIG. 1 is a top perspective view of our tray for holding surgical tip attachments;
FIG. 2 is a top plan view thereof;
FIG. 3 is a front end view thereof;
FIG. 4 is a rear view thereof;
FIG. 5 is a bottom view thereof; and,
FIG. 6 is a left side view, the right side view being similar.

1 Claim, 4 Drawing Sheets



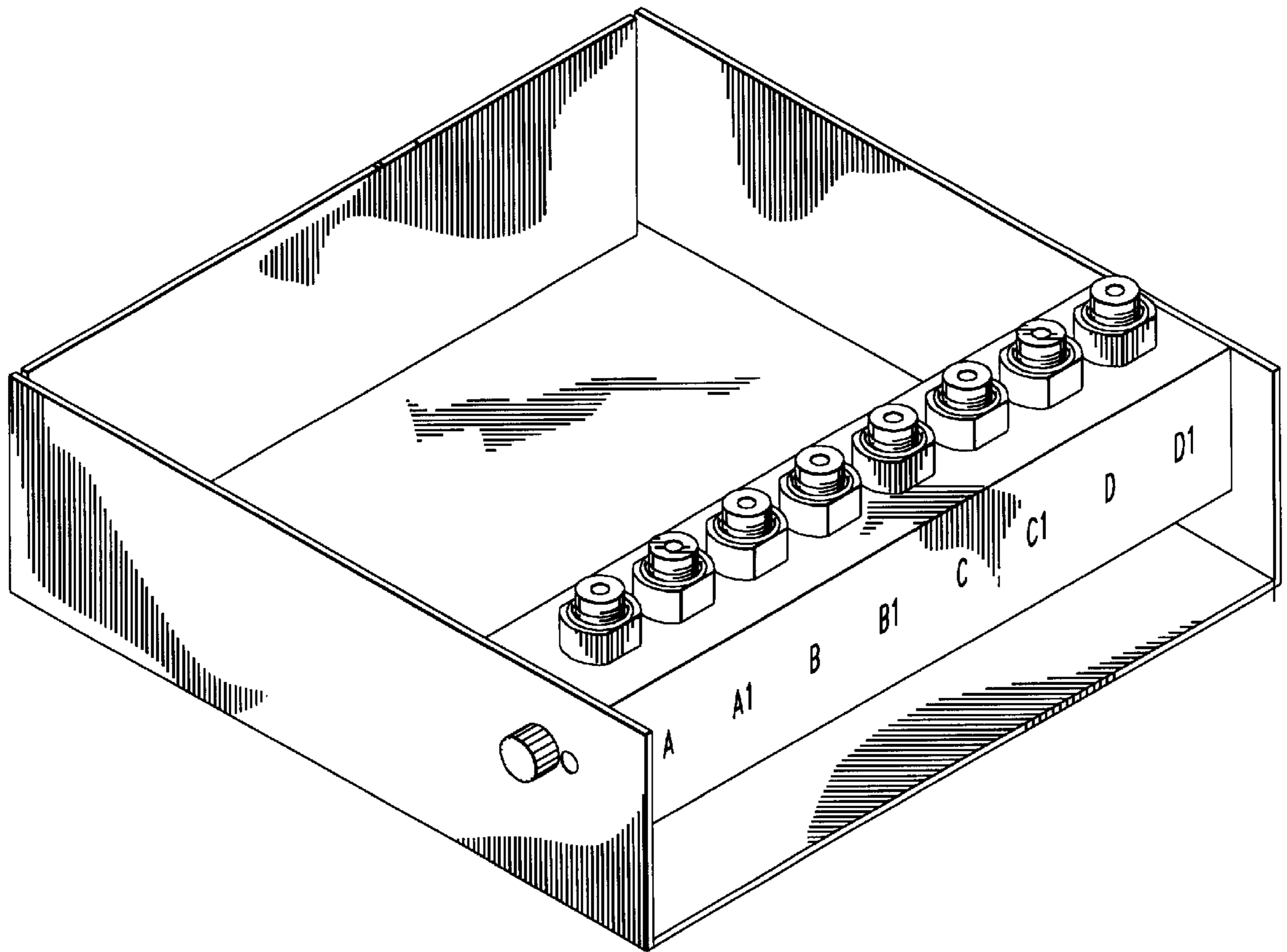


FIG. 1

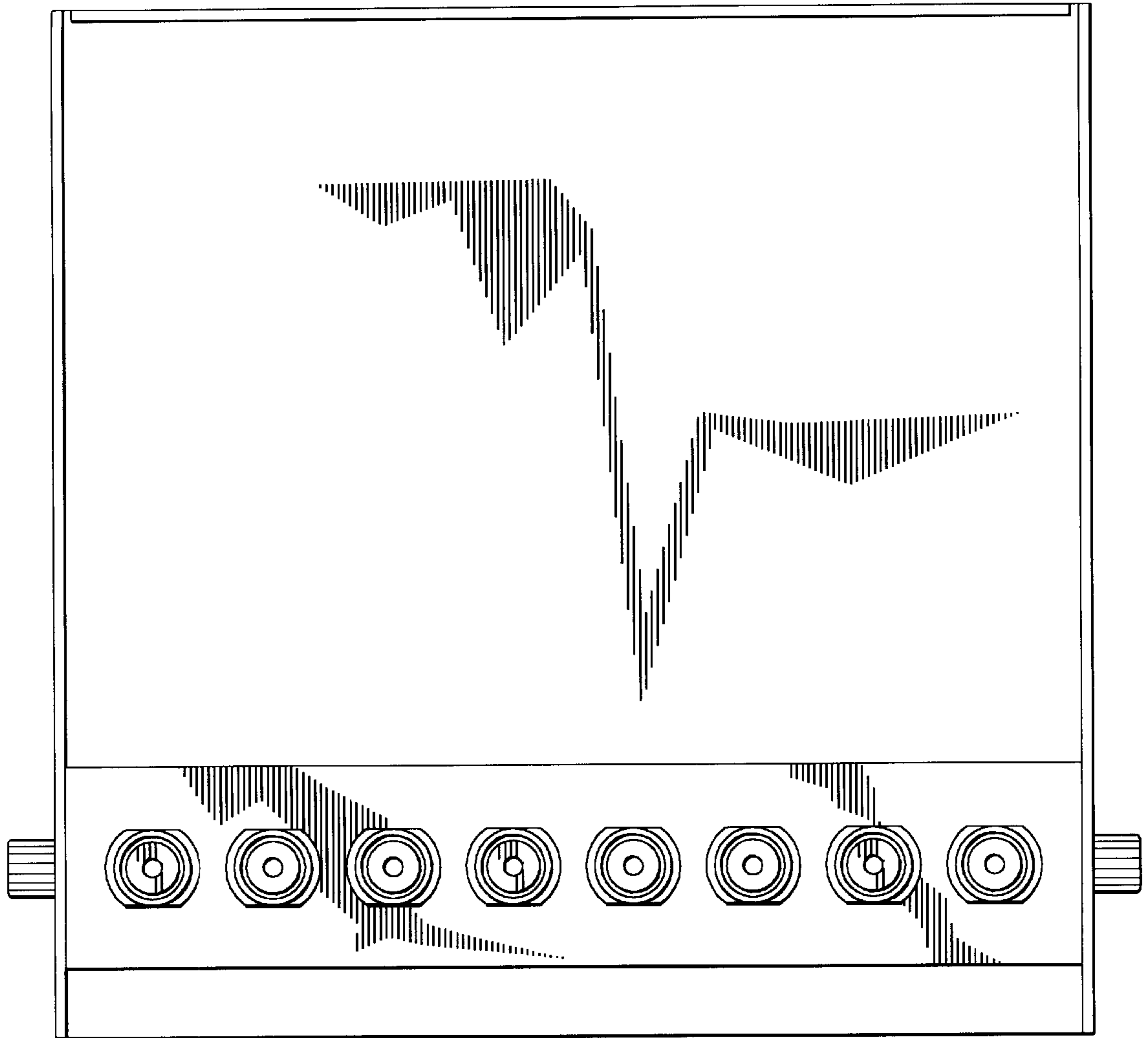


FIG. 2

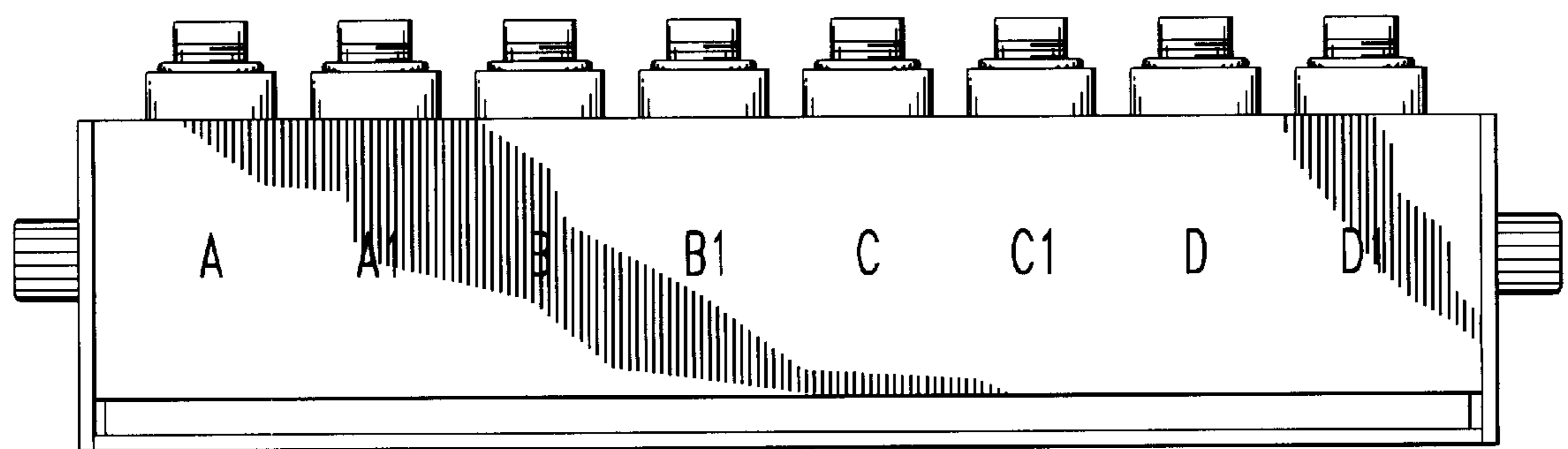


FIG. 3

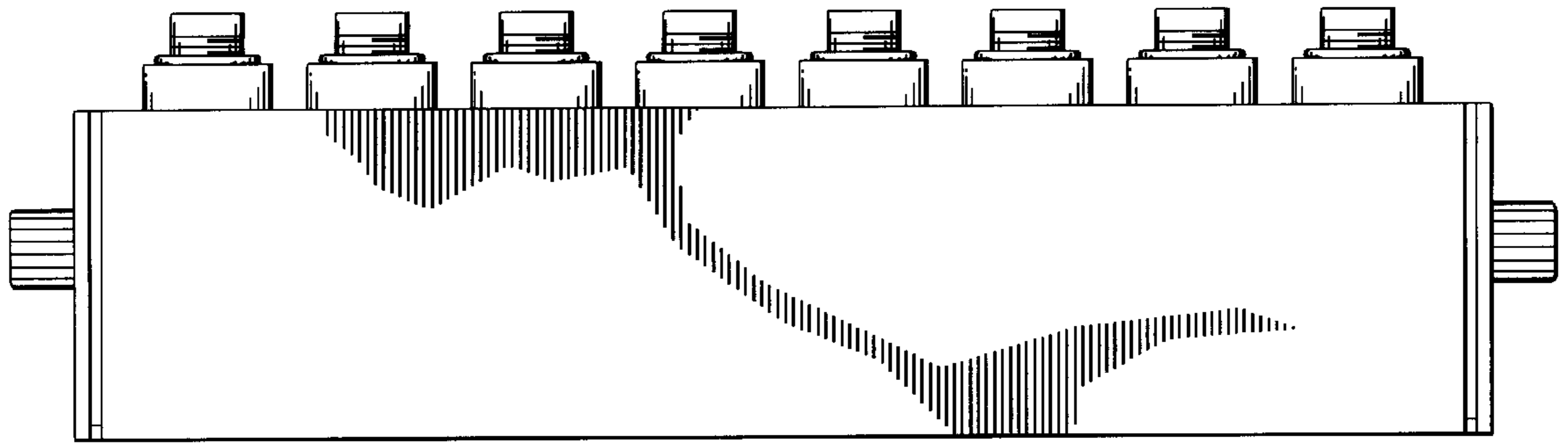


FIG. 4




FIG. 5

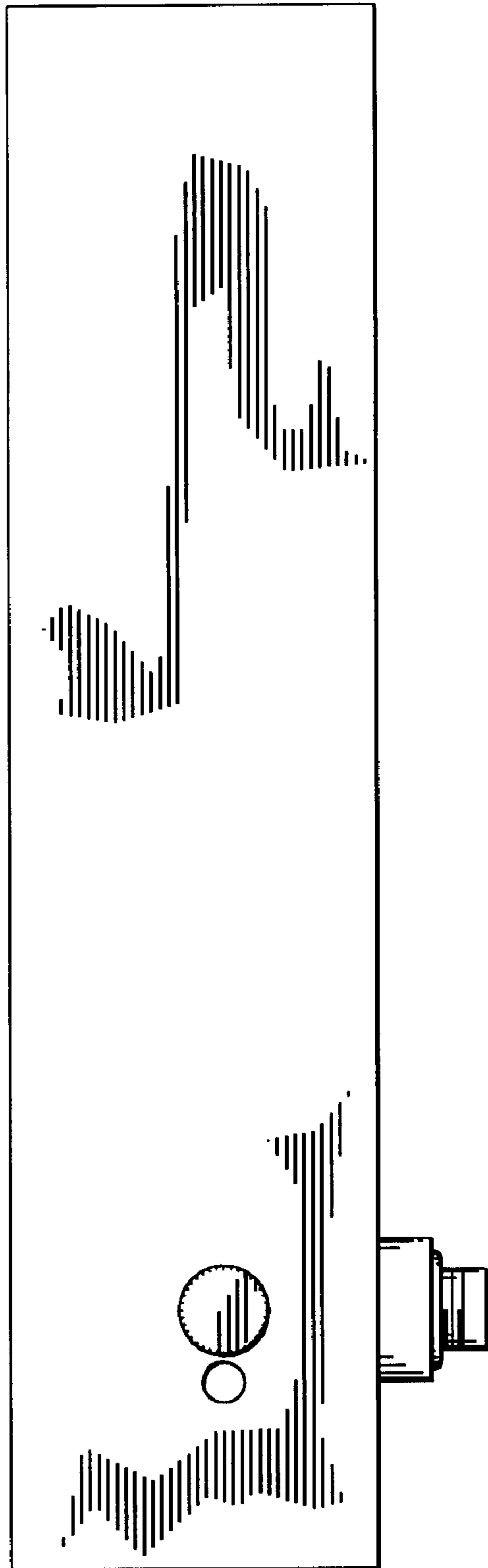


FIG. 6